

**MICHELIN® X® ZM™**  
**SWITCH FOR A LONGER LIFE!**



**DURABLE AND LONG  
LASTING TIRES THAT  
SUPPORT YOUR OPERATIONS  
THROUGH LOW DOWNTIME  
AND LOW SERVICE COSTS.**

[www.michelinearthmover.com](http://www.michelinearthmover.com)



**MICHELIN**

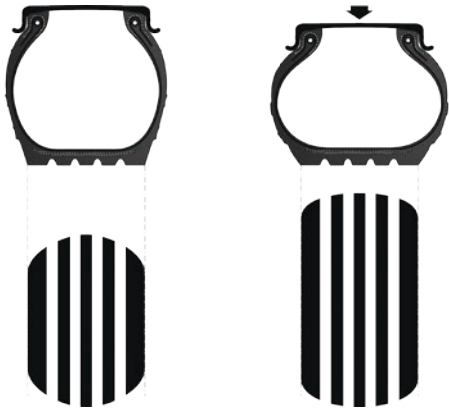
**MICHELIN® X® ZM™**

**SWITCH FOR A LONGER LIFE!**



**MICHELIN RADIAL TECHNOLOGY**

**250/60 R12 MICHELIN® X® ZM™ IS THE ONLY RADIAL TIRE IN THIS SIZE ON THE MARKET**



**THE SIDEWALL AND TREAD FUNCTION SEPARATELY.**

The tread is unaffected by the flexing of the sidewalls, so there is:

- less deformation of the tire contact area on the ground
- less movement in tread contact area
- no movement between casing plies

The crown is stabilized by several plies.

The steel casing has one radial ply.



**HIGH PROTECTION**


**REINFORCED CROWN AND SIDEWALLS FOR LIMITED DOWNTIME**

Flexible RADIAL STEEL ply casing

Internal sidewall reinforcement

Three steel plies under the tread

High turn-up



# MICHELIN® X® ZM™

## SWITCH FOR A LONGER LIFE!



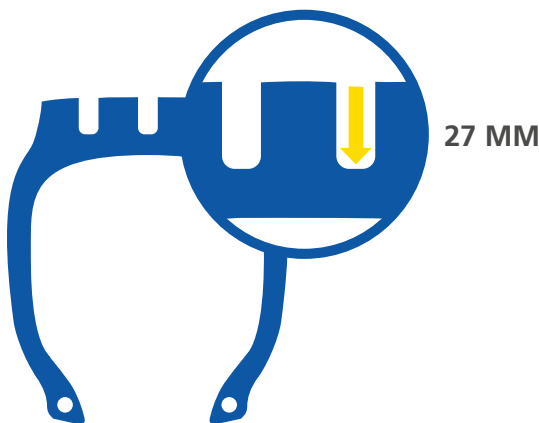
LONG TIRE LIFE

**MASSIVE TREAD PATTERN AND 2 PROTECTION BANDS ON SIDEWALLS DESIGNED FOR LONG TIRE LIFE AND OPTIMIZED COST PER HOUR**

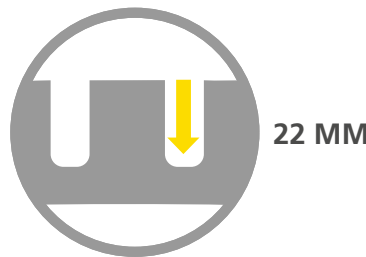
250/60 R 12 MICHELIN® X® ZM™

TRELLEBORG T900

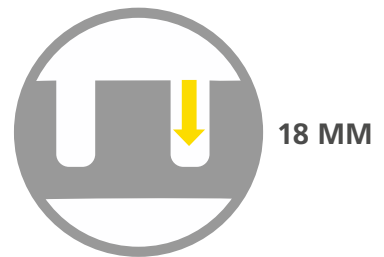
SOLIDEAL HAULER



27 MM



22 MM



18 MM

**+22% VS TRELLEBORG T900<sup>(1)</sup>**  
**+50% VS SOLIDEAL HAULER**

### PERFORMANCE DATA

Increase tire life: From + 50% to + 160% in hours vs premium competitors<sup>(2)</sup>



■ BIAS COMPETITORS AVERAGE vs ■ MICHELIN® XZM™



■ RADIAL COMPETITORS AVERAGE vs ■ MICHELIN® XZM™



■ SOLID COMPETITORS AVERAGE vs ■ MICHELIN® XZM™