

**Encore**



**EXTEND TYRE LIFE  
WITH ENCORE® RETREAD**





# WHY RETREAD?



ENCORE® RETREAD TYRES:  
MANUFACTURED TO OFFER  
**BUSINESS EFFICIENCY,  
SAFETY AND ECOLOGY**

**SAFE AND PROVEN TECHNOLOGY**  
AND KNOW-HOW OF THE MICHELIN GROUP\*



**80%**

of civil **airliners** are fitted  
with **retreaded tyres**




**25,000**

UK **buses** are fitted  
with **retreaded tyres**

**+  
500,000**

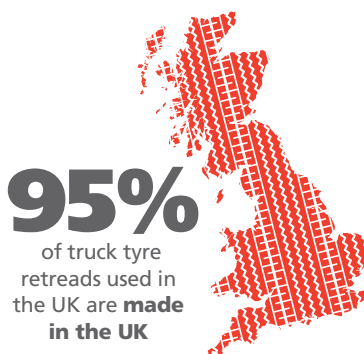


Compared to 2012, an estimated  
**500,000 additional** end-of-life truck  
tyres now arise in the UK every year




**85%**

of the worn out tyre is  
**reused in a retread**



**95%**

of truck tyre  
retreads used in  
the UK are **made  
in the UK**



The UK retreading industry  
supports **5,500 jobs** most  
of which are located in deprived  
areas of the country



**A TRUCK FLEET  
DEPLOYING SINGLE-  
LIFE THROW-AWAY  
TYRES USES 4 TIMES  
AS MANY TYRES  
COMPARED TO ONE  
USING PREMIUM TYRES  
AND RETREADING**



# ENCORE<sup>®</sup> PRODUCT LINE UP



**WITH ENCORE<sup>®</sup> YOU CAN  
EXTEND YOUR TYRE LIFE**  
WHILST MINIMISING YOUR  
ENVIRONMENTAL IMPACT\*

## DRIVE AXLE

## TRAILER AXLE




295/80 R 22,5 EDE2  
315/70R22,5 EDE2




385/65 R 22,5 ETE3  
LOAD/SPEED: 160 J

**REGIONAL**

*For national and regional  
operations on all types of road*

## MULTI POSITIONS




295/80 R 22,5 EZU3\*  
315/80 R 22,5 EZU3\*

**URBAN**

*For use in urban environments*

## DRIVE AXLE

## TRAILER AXLE




295/80 R 22,5 EDY4  
315/80 R 22,5 EDY4




385/65 R 22,5 EYZ3  
LOAD/SPEED: 160 J

**ON/OFF ROAD**

*On roads, in and around  
worksites and quarries*

## TECHNICAL INFORMATION

SW	AR	RIM	Load / Speed	Tread Pattern	Position	Application
11	90	22.5	148/145K	RCEZY2	Drive	On/Off
215	75	17.5	126/124M	EDE2	Drive	Regional
295	80	22.5	152/148J	EZU3	Multi Position	Urban (*kerbing band)
295	80	22.5	152/148K	EDY4	Drive	On/off
295	80	22.5	152M	EDE2	Drive	Regional
315	80	22.5	154/150J	EZU3	Multi Position	Urban (*kerbing band)
315	80	22.5	154/150K	EDY4	Drive	On/Off
315	70	22.5	154/150L	EDE2	Drive	Regional
385	65	22.5	160J	ETE3	Trailer	Regional
385	65	22.5	160J	EZY3	Trailer	On/Off



**INCREASE YOUR RETREADABILITY RATE**  
REDUCE YOUR COST PER KM



# WHY ENCORE®?

**HIGH QUALITY ENCORE® RETREADS**  
ARE MANUFACTURED IN THE UK  
BY THE MICHELIN GROUP

**QUALITY MANUFACTURING CERTIFIED TO:**

- ISO 14001 (Environmental management standard)
- ISO/TS 16949 (Quality management standard)
- REACH (Regulations on chemicals and their safe use)
- Advanced casing verification ensures premium product quality

**INCREASE YOUR RETREAD ACCEPTANCE**  
**REDUCE YOUR COST PER KM\***

- Acceptance specifications enable you to retread your casings:  
ENCORE® Retread can retread multiple different makes
- A variety of tread patterns available
- To meet all of your needs ENCORE has an extensive product offering  
and casing acceptance giving many possible combinations

Encore® Retreads,  
available at Tructyre ATS

Tel: 0330 107 0007  
[www.tructyre.co.uk](http://www.tructyre.co.uk)

**Tructyre**   
TRUCK TYRE MANUFACTURERS' ASSOCIATION

