



LINE HAUL APPLICATIONS

THE MICHELIN® X® LINE ENERGY D + TIRE

Our most fuel efficient⁽¹⁾ dual drive tire for the long haul. With the lowest rolling resistance among comparable tires,⁽²⁾ the MICHELIN® X® LINE ENERGY D + tire delivers fuel savings while providing exceptional traction for driver confidence.

Line Haul	Regional	Urban	On/Off Road
<input checked="" type="checkbox"/>	<input type="checkbox"/>	<input type="checkbox"/>	<input type="checkbox"/>

Recommended Acceptable



7 Year

7 YEAR 700,000-MILE
3-RETREAD LIMITED WARRANTY

7/7/3 Manufacturer's Limited Casing Warranty: 7 Year or 700,000 Mile or 3-Retread Limited Warranty for MICHELIN® X® LINE ENERGY D + tire when retreaded by an authorized Michelin Retread Technologies (MRT) Dealer only. See limited warranty for details.

- (1) Based on internal rolling resistance tests using ISO 28580 test method in tire size 275/80R22.5 LRG dual drive tire vs. the MICHELIN® XDA® ENERGY + tire. Actual on-road fuel saving results may vary, and may be impacted by many factors, to include road conditions, weather, environment, combination of steer and trailer tires used, driving habits, tire size, equipment and maintenance.
- (2) Based on internal rolling resistance tests using ISO 28580 test method in tire size 275/80R22.5 LRG dual drive tire vs. the Bridgestone M710 Ecopia tire, Goodyear Fuel Max LHD G505D tire and Continental HDL2 tire in equivalent 295/75R22.5 LRG dimension. Actual on-road fuel saving results may vary, and may be impacted by many factors, to include road conditions, weather, environment, combination of steer and trailer tires used, driving habits, tire size, equipment and maintenance.

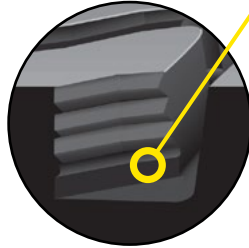


THE MICHELIN® X® LINE ENERGY D + TIRE

EXCEPTIONAL FUEL SAVINGS WITH LONG LASTING TRACTION

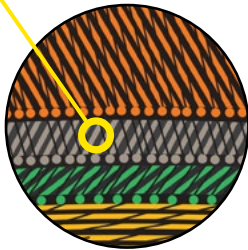
FUEL SAVINGS

- Save \$725 in Annual Fuel Savings with the MICHELIN® X® LINE ENERGY D + tire versus the Bridgestone M710 Ecopia tire in the drive position⁽¹⁾
- Ultra-low rolling resistance⁽²⁾
- Meets SmartWay®⁽³⁾ requirements, CARB compliant
- Greenhouse Gas 2 Compliant



Advanced Technology tread compound designed for fuel efficiency⁽¹⁾

Infini-Coil® for durable casing and consistent tread footprint for even wear



LONG-LASTING TRACTION

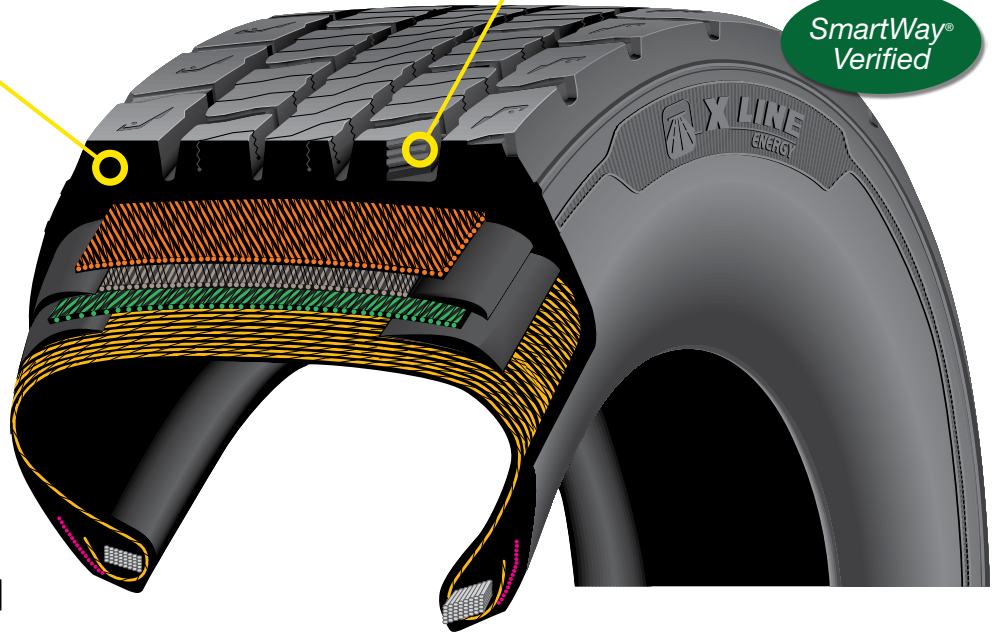
- Gets up and running 35% faster than a leading competitive tire⁽⁴⁾
- Interlocking siping and regenerating features provide biting edges throughout tread life

RETREADABILITY

- Infini-Coil® technology wraps 1/8 mile of steel cable around the casing to eliminate casing growth and insure a consistent footprint
- Durable casing with high tensile strength steel belts supports repeated retreading

Regenerating features provide grip throughout tread life

SmartWay® Verified



Line Haul	Regional	Urban	On/Off Road
<input checked="" type="checkbox"/>	<input checked="" type="checkbox"/>	<input checked="" type="checkbox"/>	<input checked="" type="checkbox"/>
<input type="checkbox"/>	<input type="checkbox"/>	<input type="checkbox"/>	<input type="checkbox"/>

Size	Load Range	Catalog Number	Tread Depth		Max. Speed (*)		Loaded Radius		Overall Diameter		Overall Width (‡)		Approved Wheels (Measuring wheel listed first.)	Min. Dual Spacing (‡)		Revs Per Mile	Max. Load and Pressure Single				Max. Load and Pressure Dual			
			32nds	mm	mph	km/h	in.	mm	in.	mm	in.	mm		in	mm		lbs.	psi	kg.	kPa	lbs.	psi	kg.	kPa
275/80R22.5	G	10873	20	75	120	18.8	478	40.3	1023	11.1	282	8.25, 7.50	12.2	311	514	6175	110	2800	760	5675	110	2575	760	

(1) Fuel savings calculated based on replacing the Bridgestone M710 Ecopia with the MICHELIN® X® LINE ENERGY D + in (8) drive tire positions on a class 8 tandem-drive axle truck. Calculations also based on the U.S. National average diesel fuel price as of August 26, 2019 of \$2.98 per gallon, for a class 8 tandem-drive axle truck and single tandem axle trailer combination travelling 100,000 miles/year, with a total vehicle weight of 80,000 lbs. Actual results may vary, and may be impacted by many factors, to include road conditions, weather, environment, combination of steer and trailer tires used, driving habits, tire size, equipment and maintenance. Rolling resistance results based on internal ISO 28580 tests.

(2) Based on internal ISO 28580 rolling resistance testing using size 275/80R22.5 LRG.

(3) SmartWay® application pending.

(4) In a standardized starting snow test when tires are new, the 275/80R22.5 MICHELIN® X® LINE ENERGY D + tire traveled 35% faster than the 295/75R22.5 Bridgestone M710 Ecopia tire, which are equivalent sizes. Actual on-road results may vary.

(*) Exceeding the lawful speed limit is neither recommended nor endorsed.

(‡) Overall width will change 0.1 inch (2.5 mm) for each 1/4 inch change in wheel width. Minimum dual spacing should be adjusted accordingly.

MICHELIN® tires and tubes are subject to a continuous development program. Michelin North America, Inc. reserves the right to change product specifications at any time without notice or obligations. Please consult wheel manufacturer's load and inflation limits. Never exceed wheel manufacturer's limits without permission of component manufacturer.

TO FIND OUT MORE
 US: michelintruck.com
 CA: michelintruck.com/en_ca

FIND US ON FACEBOOK
michelintruck.com

CONTACT US BY EMAIL
 US: michelintruck.com/contact-us/
 CA: michelintruck.com/en_ca/contact-us/

CONTACT US BY TELEPHONE
 US: 1-888-622-2306
 CA: 1-888-871-4444