



OFF ROAD APPLICATIONS

# THE MICHELIN® XTE2® WIDE BASE PRE-MOLD™ RETREAD



The MICHELIN® XTE2® Wide Base Pre-Mold™ Retread is a trailer tire designed to deliver the strong durability and handling needed in demanding on/off road applications.

Line Haul	Regional	Urban	<b>On/Off Road</b>
<input checked="" type="checkbox"/> Recommended	<input type="checkbox"/> Acceptable		

## BENEFITS:

### Strong Durability –

Chip and cut resistance

- **Wide shoulder rib**

### Reliable Handling –


Enhanced traction

- **Wide grooves for water evacuation**
- **Tapered tread extensions to address stress from shifting footprint**

### Shoulder Adhesion –


Winged tread

- **Provides maximum shoulder adhesion in high scrub applications.**




Tread Size	Metric	290/345 <sup>(1)</sup>
Tread Depth	Metric	16 mm
	Inches	20/32"

(1) Tread widths with two measurements have wings. The first number is tread base width in mm. The second number is the overall width, wing tip to tip.

 TO FIND OUT MORE  
[michelintruck.com](http://michelintruck.com)

 FIND US ON FACEBOOK  
[michelintruck.com](http://michelintruck.com)

 CONTACT US BY EMAIL  
[michelintruck.com/contact-us/](mailto:michelintruck.com/contact-us/)

 CONTACT US BY TELEPHONE  
**1-888-622-2306**

Michelin North America Inc., One Parkway South, Greenville, SC 29615, 1-888-622-2306  
Copyright © 2018 Michelin North America, Inc. The Michelin Man is a registered trademark owned by Michelin North America, Inc. All rights reserved.  
An Equal Opportunity Employer PDF only (07/18)

[www.michelintruck.com](http://www.michelintruck.com)

