



LINE HAUL APPLICATIONS

THE MICHELIN® X ONE® LINE ENERGY T2 TIRE

Our most fuel-efficient trailer tire ⁽¹⁾, the MICHELIN® X ONE® LINE ENERGY T2 tire is designed for improved tread wear while providing fuel ⁽²⁾ and weight ⁽³⁾ savings to lower your total cost of ownership.

Line Haul	Regional	Urban	On/Off Road
-----------	----------	-------	-------------

Line Haul Recommend Only.

**IMPROVED
WEAR**

**FUEL
SAVINGS**

**WEIGHT
SAVINGS**

SmartWay®
Verified



DIRECTIONAL TIRE
(For 1st Half of Life)



- (1) Based on internal rolling resistance tests using ISO 28580 test method using comparable line haul trailer tires in tire size 275/80R22.5 LRG for the MICHELIN® X® Line Energy T and 445/50R22.5 LRL for the MICHELIN® X® One Line Energy T2 tire.
- (2) The U.S. EPA as part of their SmartWay® Program has demonstrated incremental fuel savings when low rolling resistance tires are used just on the tractor and/or just on the trailer. Actual results may vary, and may be impacted by many factors, to include road conditions, weather, environment, combination of steer and drive tires used, driving habits, tire size, equipment and maintenance.
- (3) Based on replacing (8) MICHELIN® X® Line Energy T tires with Alcoa® Ultra ONE® wheels with (4) MICHELIN® X One® Line Energy T2 Tires with Alcoa® Ultra ONE® wheels.

www.michelintruck.com



MICHELIN

THE MICHELIN® X ONE® LINE ENERGY T2 TIRE

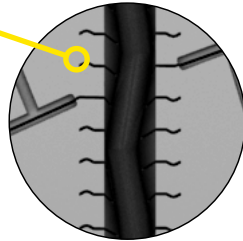
Combined Benefits Lower Your Total Cost of Ownership (TCO)

IMPROVED WEAR

The MICHELIN® X ONE® LINE ENERGY T2 is designed for better wear vs. the Michelin® X One® Line Energy T tire it replaces.

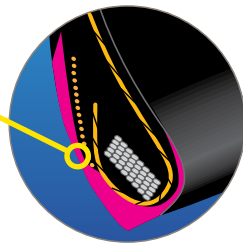
• New Tread Design

New directional micro sipes and robust solid shoulders reduce irregular wear.



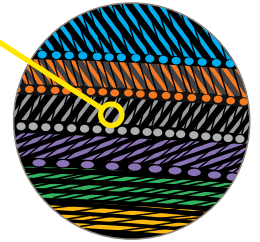
• Innovative New Bead Rubber

Designed to improve resistance to damages when dismounting.



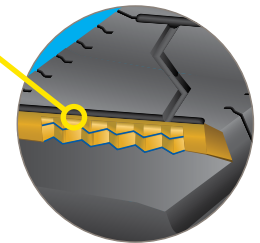
• Infini-Coil® Technology

A ¼ mile of continuous steel cable wrapped around the casing to help eliminate casing growth and maintain a consistent footprint for long mileage.



• Matrix Siping

Located on the three center ribs, sipes with zigzag walls interlock to provide a stable tread block for squirm resistance.



FUEL SAVINGS

Save your fleet in fuel expenses by replacing the Bridgestone Greatec R197 Ecopia™ tire with the MICHELIN® X One® Line Energy T2 tire delivering **11% lower rolling resistance** in the trailer position.⁽¹⁾

WEIGHT SAVINGS

• Increase Revenue

Carry more cargo: 287 lbs. more payload vs. dual tires ⁽²⁾



MICHELIN X ONE TOTAL SATISFACTION GUARANTEE⁽³⁾

You can be confident this tire will perform. Guidelines and exclusions apply. Please see MichelinTruck.com / Warranties for details.

(1) Based on external 3rd party rolling resistance tests using ISO 28580 test method using comparable line haul trailer tires in the 445/50R22.5 LRL tire size. The U.S. EPA as part of their SmartWay® Program has demonstrated incremental fuel savings when low rolling resistance tires are used just on the tractor and/or just on the trailer. Actual results may vary, and may be impacted by many factors, to include road conditions, weather, environment, combination of steer and drive tires used, driving habits, tire size, equipment and maintenance.
 (2) Based on replacing (8) MICHELIN® X Line Energy T® tires with Alcoa® Ultra ONE® wheels with (4) MICHELIN® X One® Line Energy T2 tires with Alcoa® Ultra ONE® wheels.
 (3) Some restrictions apply. Please see MichelinTruck.com for details.

Size	Load Range	Catalog Number	Tread Depth	Max. Speed (*)		Loaded Radius		Overall Diameter		Overall Width (‡)		Approved Wheel	Revs Per Mile	Max. Load and Pressure Single			
			32nds	mph	km/h	in.	mm	in.	mm	in.	mm			lbs.	psi	kg.	kPa
445/50R22.5**	L	75029	12	75	120	18.2	463	39.4	1002	17.1	433	14.00	527	10200	120	4625	830

(*) Exceeding the lawful speed limit is neither recommended nor endorsed.

(**) Directional tread design (For 1st Half of Life).

(‡) Overall widths will change 0.1 inch (2.5 mm) for each 1/4 inch change in wheel width.

MICHELIN® tires and tubes are subject to a continuous development program. Michelin North America, Inc. reserves the right to change product specifications at any time without notice or obligations. MNA, Inc. continually updates its product information to reflect any changes in Industry Standards. Printed material may not reflect the current Load and Inflation information. Please visit www.michelintruck.com for the latest product information. The actual load and inflation pressure used must not exceed the wheel manufacturer's maximum conditions. Never exceed a wheel manufacturer's limits without permission from the component manufacturer.

TO FIND OUT MORE
 US: michelintruck.com
 CA: michelintruck.com/en_ca

FIND US ON FACEBOOK
michelintruck.com

CONTACT US BY EMAIL
 US: michelintruck.com/contact-us/
 CA: michelintruck.com/en_ca/contact-us/

CONTACT US BY TELEPHONE
 US: 1-888-622-2306
 CA: 1-888-871-4444