



REGIONAL APPLICATIONS

THE MICHELIN® X ONE® MULTI T TIRE

Weight saving, scrub resistant solution designed to deliver superior tread life for regional trailer applications.

Line Haul	Regional	Urban	On/Off Road
<input type="checkbox"/> Recommended	<input checked="" type="checkbox"/> Recommended	<input type="checkbox"/> Acceptable	<input type="checkbox"/> Acceptable



**IMPROVED
PAYLOAD**

**MAXIMIZED
TREAD LIFE**

**ENHANCED
CASING
DURABILITY**



DIRECTIONAL TIRE
(For 1st Half of Life)

www.business.michelinman.com



MICHELIN

THE MICHELIN® X ONE® MULTI T TIRE

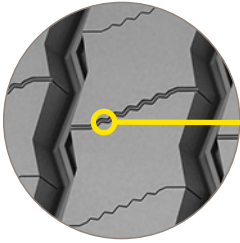
MAXIMIZED TREAD LIFE

Advanced co-extrusion technology produces a dual-tread compound:

- Resists scrub where the rubber meets the road
- Provides a cooler internal layer to maximize casing life



- Deeper tread to improve miles of use
- Matrix siping and micro sipes help to reduce the onset of irregular wear



- Additional irregular wear protection provided by the directional tread design



DIRECTIONAL TIRE
(For 1st Half of Life)

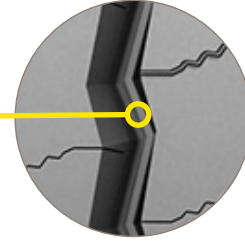


IMPROVED PAYLOAD


- Carry more payload vs dual tires: 289 pounds or 131 kilograms. ⁽¹⁾

ENHANCED CASING DURABILITY

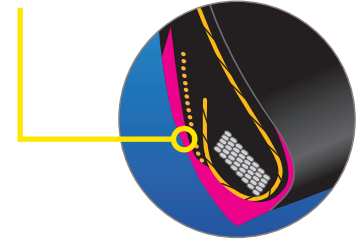
- Improved resistance to stone drilling with the use of variable groove walls partnered with groove bottom protectors



- Enhanced sidewall protection with the addition of curb guards



- Improved protection at the bead from an enhanced rubber design in the bead area





MICHELIN® X ONE® TOTAL SATISFACTION GUARANTEE ⁽²⁾

You can be confident this tire will perform. Guidelines and exclusions apply.

Please see Business.MichelinMan.com / Warranties for details.

Size	Load Range	Catalog Number	Tread Depth		Max. Speed (*)		Loaded Radius		Overall Diameter		Overall Width (‡)		Approved Wheel	Revs Per Mile	Max. Load and Pressure Single			
			32nds	mm	mph	km/h	in.	mm	in.	mm	in.	mm			lbs.	psi	kg.	kPa
445/50R22.5	L	60459	18	468	75	120	18.4	468	39.8	1011	17.1	435	14.00	522	10200	120	4625	830


(1) Based on replacing (8) MICHELIN® XTE® tires with Alcoa® Ultra ONE® wheels with (4) MICHELIN® X One® MULTI T Tires with Alcoa® Ultra ONE® wheels.

(2) Some restrictions apply. Please see MichelinTruck.com for details.


(*) Exceeding the lawful speed limit is neither recommended nor endorsed.

(‡) Overall widths will change 0.1 inch (2.5 mm) for each 1/4 inch change in wheel width.

MICHELIN® tires and tubes are subject to a continuous development program. Michelin North America, Inc. reserves the right to change product specifications at any time without notice or obligations. MNA, Inc. continually updates its product information to reflect any changes in Industry Standards. Printed material may not reflect the current Load and Inflation information. Please visit www.business.michelinman.com for the latest product information. The actual load and inflation pressure used must not exceed the wheel manufacturer's maximum conditions. Never exceed a wheel manufacturer's limits without permission from the component manufacturer.

 TO FIND OUT MORE
US: business.michelinman.com
CA: michelintruck.com/en_CA

 FIND US ON FACEBOOK
michelintruck.com

 CONTACT US BY EMAIL
US: michelintruck.com/contact-us
CA: michelintruck.com/en_CA/contact-us

 CONTACT US BY TELEPHONE
US: 1-888-622-2306
CA: 1-888-622-2306