



URBAN APPLICATIONS

THE MICHELIN® X ONE® XZU® S PRE-MOLD RETREAD



The MICHELIN® X ONE® XZU® S Pre-Mold Retread is a multipurpose, all axle, new generation wide-based single, designed with traction and durability features for demanding urban applications.

Line Haul	Regional	Urban	On/Off Road
-----------	----------	--------------	-------------

■ Recommended □ Acceptable

BENEFITS:

Enhanced Durability –

Casing temperature

- **Co-Ex technology, unique two layer compound**

Stone drill resistance

- **Variable pitch groove walls and groove bottom protectors**

Improved Traction –


All weather

- **Optimized tread design**
- **Deep 23/32nds tread depth**

Max Secured Tread –


Winged tread


- **Provides maximum tread-to-shoulder adhesion in high scrub applications**




Tread Size	Metric	385/435 ⁽¹⁾
Tread Depth	Metric	18 mm
	Inches	23/32"

(1) Tread widths with two measurements have wings. The first number is tread base width in mm. The second number is the overall width, wing tip to tip.

 TO FIND OUT MORE
US: business.michelinman.com
CA: michelintruck.com/en_CA

 FIND US ON FACEBOOK
michelintruck

 VISIT US ON THE WEB
US: business.michelinman.com/contact-us
CA: michelintruck.com/en_CA/contact-us

 CONTACT US BY TELEPHONE
US: 1-888-622-2306
CA: 1-888-622-2306

Michelin North America Inc., One Parkway South, Greenville, SC 29615
Michelin North America (Canada) Inc., 2500 Daniel Johnson Blvd., Suite 500, Laval (QC) H7T 2P6
Copyright © 2021 MNA(C). All rights reserved.
Copyright © 2021 Michelin North America, Inc. All rights reserved. An Equal Opportunity Employer PDF Only (07/21)

business.michelinman.com

