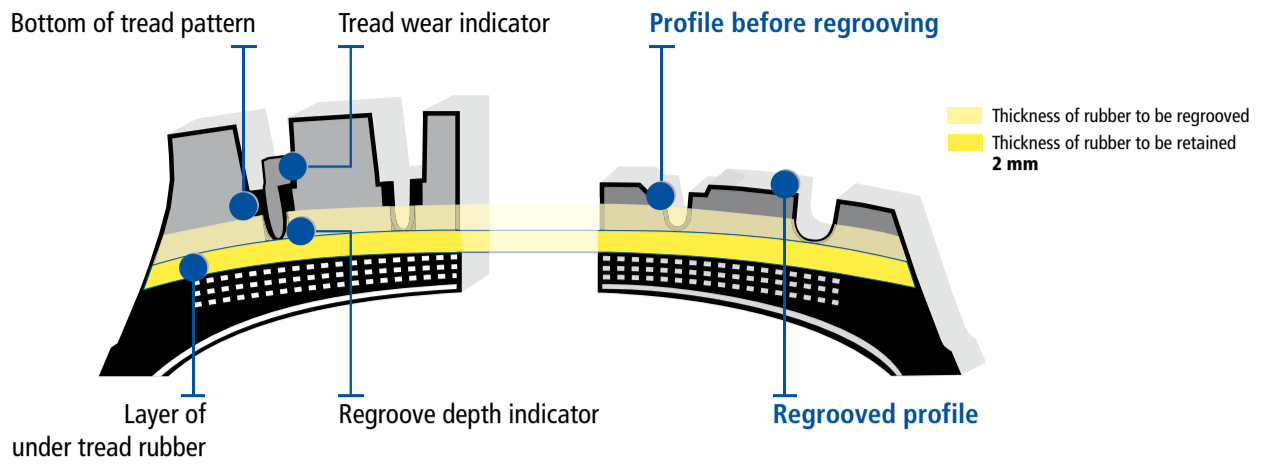


WHY REGROOVING ME?

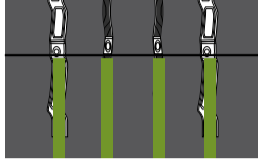
- MORE GRIP
- MORE FUEL SAVINGS
- MORE SAFETY
- MORE LONGEVITY

Please regroove only the areas highlighted in colors



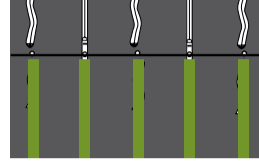
X[®] LINE™

X[®] LINE™ ENERGY™ Z



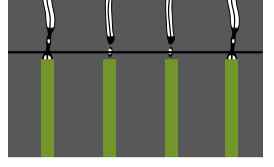
Tyre size	Regrooving depth*	Approximate regrooving width	Suggested blade
315/70 R 22.5	3 mm	8 mm	R3
315/80 R 22.5	3 mm	8 to 10 mm	R3

X[®] LINE™ ENERGY™ Z



Tyre size	Regrooving depth*	Approximate regrooving width	Suggested blade
295/60 R 22.5	3 mm	6 to 8 mm	R3
315/60 R 22.5			
355/50 R 22.5			

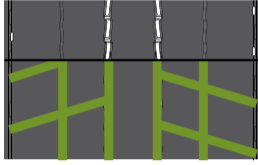
X[®] LINE™ ENERGY™ F



Tyre size	Regrooving depth*	Approximate regrooving width	Suggested blade
385/55 R 22.5**	3 mm	8 to 10 mm	R3 or R4
385/65 R 22.5	3 mm	8 to 10 mm	R3

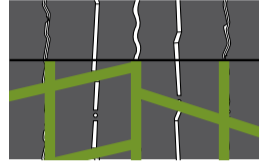
**5 grooves.

X[®] LINE™ ENERGY™ D



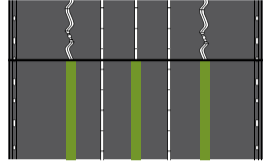
Tyre size	Regrooving depth*	Approximate regrooving width	Suggested blade
295/60 R 22.5	3 mm	7 to 8 mm	R3
315/60 R 22.5			
315/70 R 22.5			
315/80 R 22.5			

X[®] LINE™ ENERGY™ D2



Tyre size	Regrooving depth*	Approximate regrooving width	Suggested blade
315/70 R 22.5	3 mm	7 to 8 mm	R3

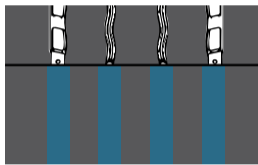
X[®] LINE™ ENERGY™ T



Tyre size	Regrooving depth*	Approximate regrooving width	Suggested blade
385/55 R 22.5	3 mm	8 to 10 mm	R3
385/65 R 22.5			

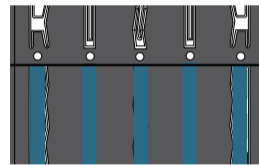
X[®] MULTI™

X[®] MULTI™ Z



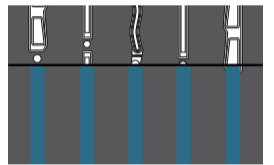
Tyre size	Regrooving depth*	Approximate regrooving width	Suggested blade
17.5	2 mm	7 to 8 mm	R3
19.5	3 mm	8 to 10 mm	R4

X[®] MULTI™ Z




Tyre size	Regrooving depth*	Approximate regrooving width	Suggested blade
315/70 R 22.5	3 mm	8 to 10 mm	R3 or R4

X[®] MULTI™ ENERGY™ Z




Tyre size	Regrooving depth*	Approximate regrooving width	Suggested blade
315/70 R 22.5	3 mm	8 to 10 mm	R3 or R4

X[®] MULTIWAY™ 3D XZE



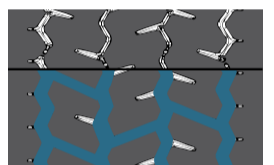
Tyre size	Regrooving depth*	Approximate regrooving width	Suggested blade
295/80 R 22.5	3 mm	8 to 10 mm	R3
315/70 R 22.5			
315/80 R 22.5			

X[®] MULTI™ F



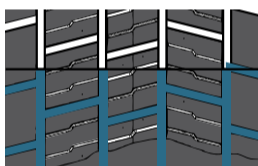
Tyre size	Regrooving depth*	Approximate regrooving width	Suggested blade
385/55 R 22.5	3 mm	8 to 10 mm	R3 or R4
385/65 R 22.5	3 mm	8 to 10 mm	R3

X[®] MULTI™ D



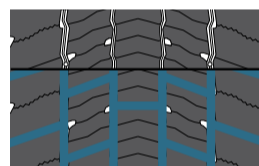
Tyre size	Regrooving depth*	Approximate regrooving width	Suggested blade
17.5	2 mm	7 to 8 mm	R3
19.5	3 mm	8 to 10 mm	R4

X[®] MULTI™ D



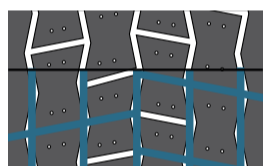
Tyre size	Regrooving depth*	Approximate regrooving width	Suggested blade
295/60 R 22.5	3 mm	6 to 8 mm	R3
315/60 R 22.5			
315/70 R 22.5			

X[®] MULTI™ ENERGY™ D




Tyre size	Regrooving depth*	Approximate regrooving width	Suggested blade
315/70 R 22.5	3 mm	6 to 8 mm	R3

X[®] MULTIWAY™ 3D XDE




Tyre size	Regrooving depth*	Approximate regrooving width	Suggested blade
295/80 R 22.5	3 mm	8 to 10 mm	R3
315/80 R 22.5			

XTE 2



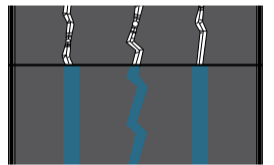
Tyre size	Regrooving depth*	Approximate regrooving width	Suggested blade
9.5 R 17.5	3 mm	6 to 8 mm	R3
245/70 R 19.5			
265/70 R 19.5			
285/70 R 19.5			
11 R 22.5			

XTE 2+




Tyre size	Regrooving depth*	Approximate regrooving width	Suggested blade
215/75 R 17.5	3 mm	6 to 8 mm	R3
235/75 R 17.5			
245/70 R 17.5			

X[®] MAXITRAILER™



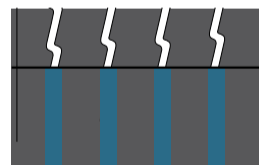
Tyre size	Regrooving depth*	Approximate regrooving width	Suggested blade
205/65 R 17.5	3 mm	6 to 8 mm	R3
255/60 R 19.5			

X[®] MULTI™ T



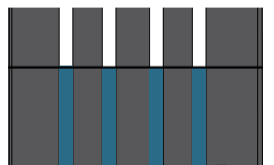
Tyre size	Regrooving depth*	Approximate regrooving width	Suggested blade
245/70 R 17.5	3 mm	6 to 8 mm	R3

X[®] MULTI™ T



Tyre size	Regrooving depth*	Approximate regrooving width	Suggested blade
385/55 R 22.5	3 mm	8 to 10 mm	R3
385/65 R 22.5	3 mm	8 to 10 mm	R3 or R4

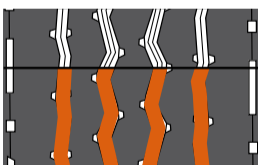
X[®] MULTI™ T2



Tyre size	Regrooving depth*	Approximate regrooving width	Suggested blade
385/55 R 22.5	3 mm	8 to 10 mm	R3

X[®] WORKS™

X[®] WORKS™ Z



Tyre size	Regrooving depth*	Approximate regrooving width	Suggested blade
295/80 R 22.5	4 mm	8 to 10 mm	R4

X[®] WORKS™ Z



Tyre size	Regrooving depth*	Approximate regrooving width	Suggested blade
13 R 22.5	3 mm	8 to 10 mm	R4
315/80 R 22.5			

X[®] WORKS™ HD Z



Tyre size	Regrooving depth*	Approximate regrooving width	Suggested blade
13 R 22.5	3 mm	8 to 10 mm	R3 or R4
315/80 R 22.5**	4 mm	8 to 10 mm	R3

**4 grooves.

X[®] WORKS™ D



Tyre size	Regrooving depth*	Approximate regrooving width	Suggested blade
13 R 22.5	3 mm	6 to 8 mm	R4
315/80 R 22.5			

X[®] WORKS™ HD D



Tyre size	Regrooving depth*	Approximate regrooving width	Suggested blade
13 R 22.5	3 mm	6 to 8 mm	R3
315/80 R 22.5	4 mm	6 to 8 mm	R3

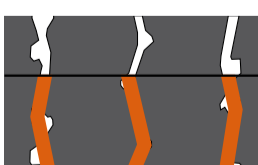
XZY 3



Tyre size	Regrooving depth*	Approximate regrooving width	Suggested blade
385/65 R 22.5	4 mm	10 to 12 mm	R4
425/65 R 22.5			

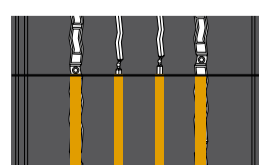
X[®] WORKS™

X[®] WORKS™ T



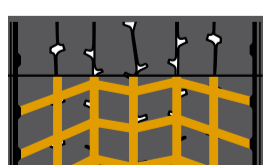
Tyre size	Regrooving depth*	Approximate regrooving width	Suggested blade
385/65 R 22.5	3 mm	10 to 12 mm	R4

X[®] COACH™ HL Z



Tyre size	Regrooving depth*	Approximate regrooving width	Suggested blade
295/80 R 22.5	3 mm	8 to 10 mm	R3

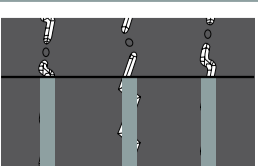
X[®] COACH™ XD



Tyre size	Regrooving depth*	Approximate regrooving width	Suggested blade
295/80 R 22.5	3 mm	6 to 8 mm	R3

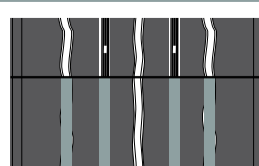
- *The depth of the regroove should always be checked before regrooving, see details on Technical data book
It is the operators responsibility to ensure that regrooving is carried out in accordance with the tyre manufacturers' recommendations (pattern, depth, blade, etc.).
- **Regrooving when there is 2 to 4 mm of tread left makes it possible to:**
 - Re-establish the tread pattern
 - Adjust the depth of regrooving to ensure that there is always a 2 mm depth of undertread rubber when the tyre no longer has a regroove depth indicator showing.
 - **Regrooving that is too deep:** Can cause damage to the tyre resulting in premature removal from service and compromising retreading; exposing the plies beneath the tread is prohibited.
 - **Do not regroove if:** The tread pattern shows signs of significant accidental damage; penetrations, cuts, tearing, etc. In this condition there is a risk of oxidation of the metallic reinforcing plies; damage of this nature could lead to rapid deterioration of the tyre whilst in service, possibly leading to rapid deflation.
 - **Manage regrooved tyres stock:** To minimise vehicle down time, due to the action of regrooving, we advise that you have a stock of built up regrooved tyres.

X[®] INCITY™ XZU



Tyre size	Regrooving depth*	Approximate regrooving width	Suggested blade
275/70 R 22.5	4 mm	8 to 10 mm	R3 or R4

X[®] INCITY™ HL Z



Tyre size	Regrooving depth*	Approximate regrooving width	Suggested blade
275/70 R 22.5	4 mm	5 to 6 mm	R2 or R3