MICHELIN TRUCK AND BUS TYRE TECHNICAL DATABOOK



EDITION 2021 AUSTRALIA

MICHELIN
Total Performance

MICHELIN



SAFETY WARNINGS

BE SURE TO READ THE SAFETY INFORMATION PROVIDED HEREIN AS SERIOUS INJURY OR DEATH CAN RESULT FROM FAILURE TO FOLLOW SAFETY WARNINGS

WARNING: Tyre and rim servicing can be dangerous and must be done only by trained personnel using proper tools and procedures. Failure to read and comply with all procedures may result in serious injury or death to you or others.

WARNING: Re-inflation of any type of tyre and rim assembly that has been operated in a run-flat or underinflated condition (80% or less of recommended operating pressure) can result in serious injury or death. The tyre may be damaged on the inside and can explode while you are adding air. The rim parts may be worn, damaged or dislodged and can explosively separate.

WARNING: Use of gasoline, petrol or any other flammable material to lubricate, seal or seat the beads of a tyre can cause the tyre to explode or can cause the explosive separation of the tyre/rim assembly resulting in serious injury or death. The use of any flammable material during tyre servicing is absolutely prohibited.

WARNING: Any inflated tyre mounted on a rim contains explosive energy. The use of damaged, mismatched or improperly assembled tyre/rim parts can cause the assembly to burst apart with explosive force. If you are struck by an exploding tyre, rim part or the air blast, you can be seriously injured or killed.

WARNING: Re-assembly and inflation of mismatched rim parts can result in serious injury or death. Just because parts fit together does not mean they belong together. Check for proper matching of all rim parts before putting any parts together.

WARNING: Mismatching tyre and rim diameters is dangerous. A mismatched tyre and rim assembly may explode and can result in serious injury or death. This warning applies to any combination of mismatched components. Never assemble a tyre and rim unless you have positively identified and correctly matched the parts.

CONTENTS

1 TYRE KNOWLEDGE

- RADIAL TYRE COMPONENTS 02
- SIDEWALL DESIGN 03
- HOW TO READ TYRE MARKING 04
- INFLATION PRESSURE 06

2 TECHNICAL CHARACTERISTICS TABLE AND PRODUCT OFFER

- USER FOCUS, USAGE FOCUS 08
- TECHNICAL CHARACTERISTICS TABLE 14 - 71

3 APPENDIX

- TUBE & FLAP ASSEMBLY 74
- TRUCK AND BUS WHEEL 78
- ACCESSORIES 80
- CONVERSION TABLE 82
- GENERAL INFORMATION 85

TYRE KNOWLEDGE 1

- RADIAL TYRE COMPONENTS 02
- SIDEWALL DESIGN 03
- HOW TO READ TYRE MARKING 04
- INFLATION PRESSURE 06

RADIAL TYRE COMPONENTS

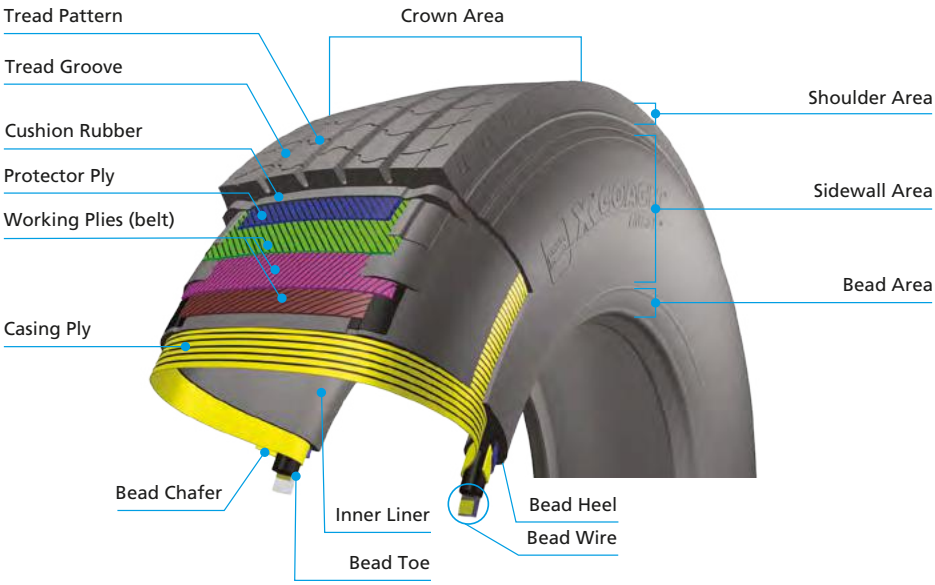

MICHELIN X One COMPONENTS

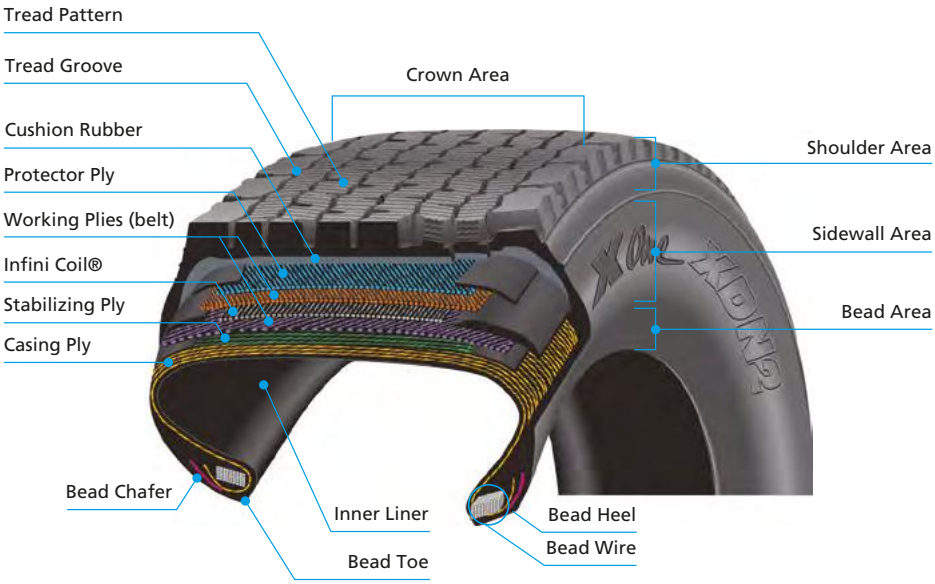

MICHELIN TRUCK & BUS TYRES NEW SIDEWALL DESIGN



385/55R22.5 F = Front axle

275/70R22.5 Z = All position

295/80R22.5 D = Drive axle

455/55R22.5 T = Trailer axle

F This marking indicates the tyre is designed for steer axles.

D This marking indicates the tyre is designed for drive axles.

Z This marking (<<Z>>) indicates the tyre is designed for all positions which includes steer, drive, free rolling, and trailer axles.

T This marking indicates the tyre is designed for trailer axles.
Tyre with marking (<<T>>) is specifically developed for trailer and semi-trailer fitments and is not suitable for front axle usage.

HOW TO READ TYRE MARKING

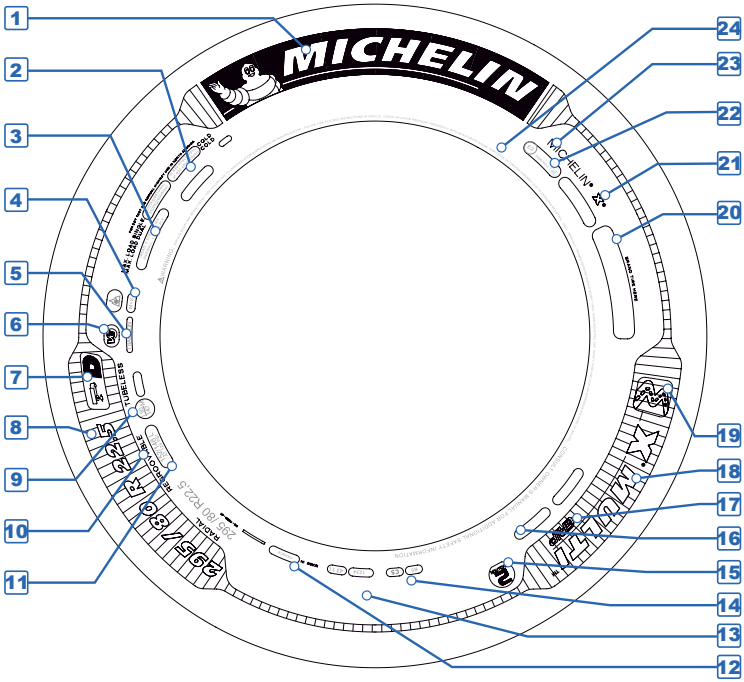

1. MICHELIN brand logo
2. Max load max press and max speed. US regulation
3. Tyre architecture
4. M+S Mud and Snow & 3PMSF picto
5. Traction new regulation (drive tyre) or FRT, free rolling tyre (trailer only tyre)
6. Specific code
7. Tyre position code (Letter F for Front axle, D for Drive, T for Trailer, Z for all axle ...) illustrated on a truck silhouette (arrow indicates axle position)
8. Tyre Size
9. Indicates added load and speed index (see chart)
10. Radial, tubeless, regroovable
11. Load and speed index
12. Made in...: indicates where the tyre has been manufactured
13. Place for logistic information: vignette, barcode & matricule number, ex: PRZ6596G
14. DOT: Department of transport. The last 4 numbers indicate tyre manufacturing.
15. Tyre evolution number: indicates production date
16. Brazil or China homologation
17. Option name: indicates tyre optional benefit.
18. Range Name: indicates tyre usage (see naming chart).
19. Usage Pictogram: illustrates tyre common usage
20. "Brand tire here": free space for hot branding
21. X® symbol of MICHELIN radial tyre, it's a registered brand
22. E2...: CEE homologation number
23. MICHELIN registered brand
24. Warning: gives user information

Tyre Marking Detailed Description

Overall dimensions

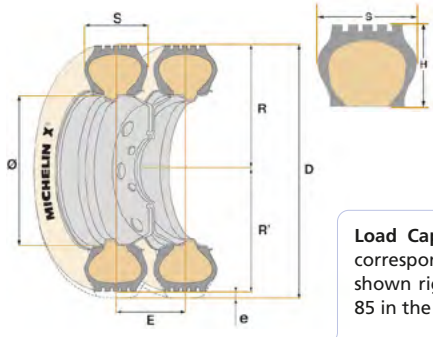

S Section width when measured on standard rim

R Free radius.

R' Laden radius.

D Free diameter (Rx2).

Ø Rim diameter.

E Minimum dual spacing.

e Static deflection (R-R').

H Section height.

Load Capacity Index: These numerical values are designed to correspond to a load value listed in a table similar to excerpt shown right. For a omplete Load Capacity Index table, see page 85 in the appendix.

Speed Symbols: These alpha numeric symbols correspond to a maximum speed the tyre is designed for continuous operation. For a complete peed Symbol table, see page 85 in the appendix.

Speed symbol and load index

Speed symbol	Speed	
	mph	km/h
A1	3	5
A2	6	10
A3	9	15
A4	12	20
A5	16	25
A6	19	30
A7	22	35
A8	25	40
B	31	50
C	37	60
D	40	65
E	43	70
F	50	80
G	56	90
J	62	100
K	68	110
L	74	120
M	81	130
N	87	140

Index	Load kg	Index	Load kg	Index	Load kg	Index	Load kg
100	800	**123**	1550	**146**	3000	**169**	5800
101	825	**124**	1600	**147**	3075	**170**	6000
102	850	**125**	1650	**148**	3150	**171**	6150
103	875	**126**	1700	**149**	3250	**172**	6300
104	900	**127**	1750	**150**	3350	**173**	6500
105	925	**128**	1800	**151**	3450	**174**	6700
106	950	**129**	1850	**152**	3550	**175**	6900
107	975	**130**	1900	**153**	3650	**176**	7100
108	1000	**131**	1950	**154**	3750	**177**	7300
109	1030	**132**	2000	**155**	3875	**178**	7500
110	1060	**133**	2060	**156**	4000	**179**	7750
111	1090	**134**	2120	**157**	4125	**180**	8000
112	1120	**135**	2180	**158**	4250	**181**	8250
113	1150	**136**	2240	**159**	4375	**182**	8500
114	1180	**137**	2300	**160**	4500	**183**	8750
115	1215	**138**	2360	**161**	4625	**184**	9000
116	1250	**139**	2430	**162**	4750	**185**	9250
117	1285	**140**	2500	**163**	4875	**186**	9500
118	1320	**141**	2575	**164**	5000	**187**	9750
119	1360	**142**	2650	**165**	5150	**188**	10000
120	1400	**143**	2725	**166**	5300	**189**	10300
121	1450	**144**	2800	**167**	5450	**190**	10600
122	1500	**145**	2900	**168**	5600	**191**	10900

IMPORTANT : At the time of fitting, it is vital that the various markings are checked, in order to be certain that the tyre is suitable for operation at the maximum allowed vehicle speed and loading.

Unique point

A number of truck tyre sizes carry a second load speed index marked on the sidewall. This is known as the «Unique Point» that is located after the main load index as shown below

135/133 G (133 -------- J / 132)

For these sizes, the «Unique Point» provides additional load speed operating conditions in order to satisfy particular requirements.

IMPORTANT : Load variances based on speed do not apply to the additional couple load index / speed symbol of the unique point.

INFLATION PRESSURE

The most critical factor in tyre maintenance is proper inflation. No tyre or tube is completely impervious to loss of air pressure. To avoid the hazards of under inflation, lost-air must be replaced. Inflation pressure has a direct impact in tyre performance - both tread life and endurance - as shown in the following charts :

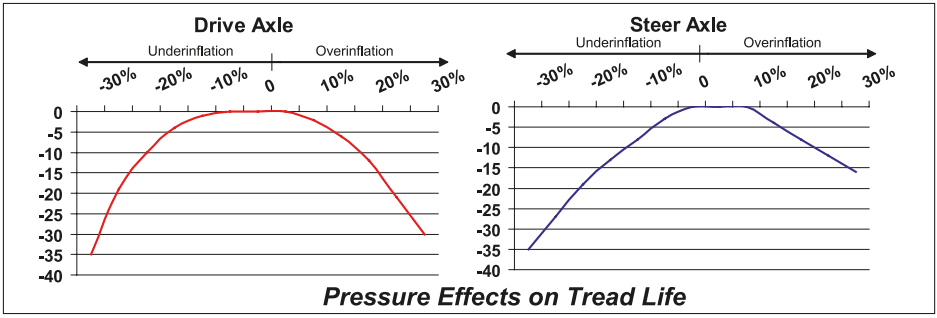

Pressure Effects on Tread Life

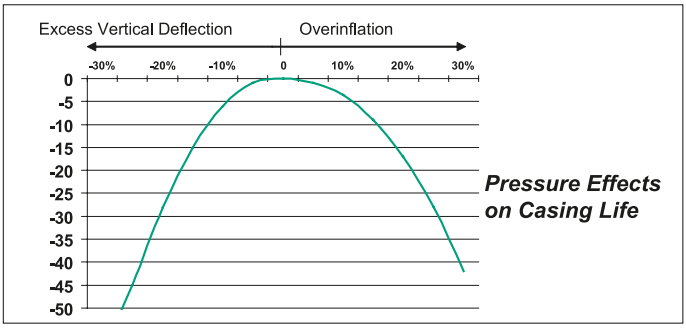

Pressure Effects on Casing Life

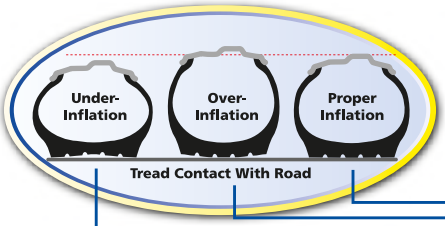

UNDERINFLATION
Causes abnormal tyre deflection, which builds up heat and causes irregular wear. Similar to the rim being too wide.

OVERINFLATION
Causes tyre to run hard and be more vulnerable to impacts. It also causes irregular wear. Similar to the rim being too narrow.

PROPER INFLATION
The correct profile for full contact with the road promotes traction, braking capability and safety.

2 TECHNICAL CHARACTERISTICS TABLE AND PRODUCT OFFER

- USER FOCUS, USAGE FOCUS 08
- TECHNICAL CHARACTERISTICS TABLE 14 - 71

TECHNICAL CHARACTERISTICS TABLE AND PRODUCT OFFER 2

USER FOCUS, USAGE FOCUS

FIND THE RIGHT TYRES FOR YOUR APPLICATION

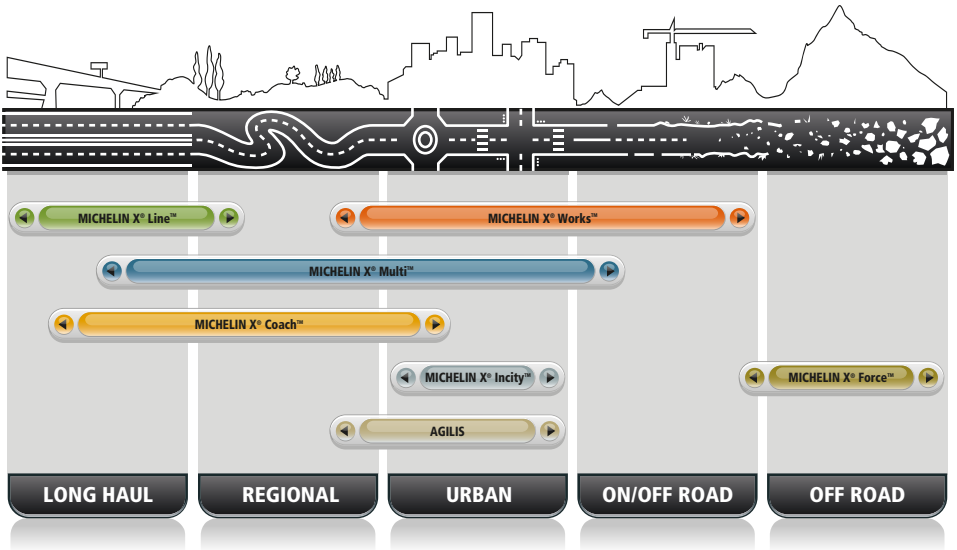

X® LINE™

Reliable and cost effective tyre solution for long haulers, bringing fuel efficiency without compromising durability

Medium to heavy vehicle tyre ranges optimized for long distances

- Operating on improved road surfaces and high speeds
- Light aggression and scrub
- Slow wear rate applications

X® MULTI™

Outstanding durability and mobility on all kinds of roads and in all seasons for versatile activities

Small to heavy vehicle tyre ranges optimized for mixed regional and long distance service

- Primary and secondary road conditions
- Moderate to high scrub and frequent turns
- Medium to fast wear rate applications

X® WORKS™

Robustness, durability and off-road mobility for tippers, mixers, and construction service

Heavy duty vehicle tyre ranges optimized for mixed application on/off road service

- Construction, mining, forestry, agriculture activities
- Slow to moderate speeds, exposure to cuts and chipping
- Fast wear rate and high tyre aggression applications

X® FORCE™

Extreme robustness and off-road mobility for special vehicles

Heavy duty tyre ranges designed for off-road applications, on all type of soils

X® INCITY™

Reliable and cost effective tyre solutions especially designed for urban conditions, with optimized environmental impacts

Small to heavy vehicle tyre ranges optimized for urban/suburban service

- Variable loading with frequent stops, starts and turns
- City buses and municipal utilities
- Fast wear rate and high scrub applications

AGILIS

Robustness, durability and peace of mind for the light trucks user

Light truck tyre ranges designed for multipurpose service

X® COACH™

Safe, comfortable and cost effective tyre solutions especially designed for coach, bring fuel efficiency without compromising durability

Medium to heavy vehicles tyre ranges optimized for motor coach on-road service

TECHNICAL CHARACTERISTICS TABLE AND PRODUCT OFFER

2

X LINE

Z

MICHELIN
X LINE ENERGY Z

MICHELIN
XZA 2+ ENERGY

MICHELIN
XZA 2 ENERGY

MICHELIN
XZA

MICHELIN
XJE 4 MIX ENERGY

F

MICHELIN
X LINE ENERGY F

MICHELIN
XFA 2 ENERGY

D

MICHELIN
XDA 2+ ENERGY

MICHELIN
XDA 2 ENERGY

T

MICHELIN
X ENERGY SAVERGREEN XT

MICHELIN
X LINE ENERGY T

MICHELIN
XTA 2+ ENERGY

MICHELIN
XTA 2 ENERGY

X MULTI

Z

MICHELIN
X MULTI Z

MICHELIN
X MULTI HD Z

MICHELIN
X MULTIWAY XZE R

MICHELIN
X MULTIWAY 3D XZE

MICHELIN
XZE 3 R

MICHELIN
XZE 2+

MICHELIN
XZE 2

MICHELIN
XZE

MICHELIN
XZN MIX ENERGY

MICHELIN
XJW 4+

MICHELIN
XJS WINTER GRIP+

F

MICHELIN
XFE

Z = ALL POSITION **F** = FRONT AXLE **D** = DRIVE AXLE **T** = TRAILER AXLE / MICHELIN Durable Technologies

X MULTI™

D

MICHELIN X MULTI D

MICHELIN X MULTI D+

MICHELIN X MULTIWAY 3D XDE

MICHELIN XDE 2

MICHELIN XDE 2+

MICHELIN XDN 2 GRIP

MICHELIN XDW ICE GRIP

T

MICHELIN X MULTI T

MICHELIN XTE 3

MICHELIN XTE 2 / XTE 2+

MICHELIN XTA

MICHELIN X ONE XTE

X WORKS™

Z

MICHELIN X WORKS XZY

MICHELIN X WORKS Z

MICHELIN X WORKS XZ

MICHELIN XZY 3

MICHELIN XZY-2

MICHELIN XZH 2 R

Z

MICHELIN X ONE XZY 3

D

MICHELIN X WORKS XDY

MICHELIN X WORKS XD

MICHELIN XDY 3

T

MICHELIN XTY 2

X FORCE™

Z

MICHELIN XZL 2

MICHELIN XZL+

MICHELIN XZL

MICHELIN XML

MICHELIN XS

D

MICHELIN XDL

Z = ALL POSITION F = FRONT AXLE D = DRIVE AXLE T = TRAILER AXLE / MICHELIN Durable Technologies

TECHNICAL CHARACTERISTICS TABLE AND PRODUCT OFFER

2

X INCITY

Z

MICHELIN
X INCITY Z

MICHELIN
XZU 3+

MICHELIN
XZU 3

MICHELIN
XZU ENERGY

MICHELIN
XZU 2T

MICHELIN
X ONE XZU S

AGILIS

Z

MICHELIN
AGILIS

MICHELIN
AGILIS HD

MICHELIN
XZA

MICHELIN
XJE 4 MIX ENERGY

MICHELIN
XZY 3

MICHELIN
XDW Ice Grip

X COACH

Z

MICHELIN
X COACH ENERGY Z

D

MICHELIN
X COACH XD

Z = ALL POSITION F = FRONT AXLE D = DRIVE AXLE T = TRAILER AXLE / MICHELIN Durable Technologies



2 TECHNICAL CHARACTERISTICS 15 - 16 INCHES

Dimension	Tread Pattern	Category	Type	PR (Ply Rating)	Load / Speed Index	Unique point (3)	Norminal pressure for unique point (bar)	Original tread depth	Nominal load per axle (single) (kg)	Nominal pressure for load (single) (bar)	Nominal load per axle (dual) (kg)	Nominal pressure for load (dual) (bar)	Maximum section width in service (mm)	Maximum diameter in service (mm) (1)	Rolling circumference (mm)	Approved rim(s) ETRTO	Laden section width (mm) (2)	Free section width (mm) (2)	Diameter (mm) (2)	Static laden radius (mm) (2)	Rolling circumference (mm) (2)	Minimum dual spacing (mm) (2)	Recommended rim(s) by MICHELIN	Tube	Flap	Seal
7.50R15	XTA	2	TT	16	135/133G	133/132J	8.50	10.5	4360	8.50	8240	8.50	220	787	2385	6.0 - 6.5 - B6.5	233	210	769	354	2340	238	6.00	15/16 J	15x6.00	
8.25R15	XTA	2	TT		143/141G	141/140J	8.50	11.2	5450	8.50	10300	8.50	246	853	2585	6.0 - 6.5 B6.5 - 6.50	259	232	834	381	2547	262	6.50	15K	15x6.00	
10.00R15	XTA	2	TT	18	148/145G	146/144J	8.50	11.5	6300	8.50	11600	8.50	286	939	2845	7.0 - 7.5	298	269	914	419	2780	304	7.50	15P	15x7.50	
205/75R16	XDW ICE GRIP	7	TL		113/111L			11.9	2300	6.00	4360	6.00	213	726	2200	5.50 JJ-6 JJ 5.50 K-6.5JJ	217	199	721	337	2207	225	5.50JJ			
195/85R16	XJE4 MIX ENERGY	7	TL		114/112L			8.5	2360	6.00	4480	6.00	206	751	2276	5J - 5 1/2J 6J - 6K	217	197	733	343.5	2241	223	5.50JK			
195/85R16	XDW ICE GRIP	7	TL		114/112L			11.8	2360	6.00	4480	6.00	206	751	2276	5 J - 5.50 JJ - 6 JJ 5 K - 5.50 K - 6 K	219	197	742	347	2270	223	5.50 JJ			
205/85R16	XJE4 MIX ENERGY	7	TL		117/115L			8.6	2570	6.00	4860	6.00	213	768	2327	5 - 5.5 - 6 - 6.5	233	211	752	352	2297	239	6.00			
	XDW ICE GRIP	7	TL		117/115L			11.9	2570	6.00	4860	6.00	213	768	2327	5J - 61/2K	231	211	761	356	2330	239	6.00JK			
215/85R16	XJE4 MIX ENERGY	7	TL		120/118L			9.0	2800	6.00	5280	6.00	227	787	2385	5.5 - 6 - 6.5 - 7.0	241	219	769	358	2350	247	6.00JK			

• (1) ETRTO rating (standard value, the ETRTO standard rim may be different to the rim recommended by MICHELIN). • (2) MICHELIN rating, value measured on rim recommended by MICHELIN. • (3) Unique point: load capacity/authorized additional speed pair Load variations according to speed do not apply to the unique point.

Table of inflation pressure (bar) in relation to maximum load per axle (kg)

Dimension	Tread pattern	psi	36	40	44	47	51	54	58	62	65	69	73	76	80	83	87	91	94	98	102	105	109	112	116	120	123	127	131
		bar	2.50	2.75	3.00	3.25	3.50	3.75	4.00	4.25	4.50	4.75	5.00	5.25	5.50	5.75	6.00	6.25	6.50	6.75	7.00	7.25	7.50	7.75	8.00	8.25	8.50	8.75	9.00
7.50R15	XTA	single													2950	3060	3180	3300	3420	3540	3650	3770	3890	4010	4120	4240	4360		
		dual													5570	5790	6010	6240	6460	6680	6900	7130	7350	7570	7790	8020	8240		
8.25R15	XTA	single													3680	3830	3980	4120	4270	4420	4570	4710	4860	5010	5160	5300	5450		
		dual													6960	7240	7520	7790	8070	8350	8630	8910	9190	9460	9740	10020	10300		
10.00R15	XTA	single													4260	4430	4600	4770	4940	5110	5280	5450	5620	5790	5960	6130	6300		
		dual													7840	8150	8460	8780	9090	9410	9720	10030	10350	10660	10970	11290	11600		
205/75R16	XDW ICE GRIP	single			1280	1360	1450	1530	1620	1700	1790	1870	1960	2040	2130	2210	2300												
		dual			2420	2580	2750	2910	3070	3230	3390	3550	3710	3880	4040	4200	4360												
195/85R16	XJE4 MIX ENERGY	single			1310	1400	1490	1570	1660	1750	1840	1920	2010	2100	2190	2270	2360												
		dual			2490	2650	2820	2990	3150	3320	3480	3650	3820	3980	4150	4310	4480												
195/85R16	XDW ICE GRIP	single			1310	1400	1490	1570	1660	1750	1840	1920	2010	2100	2190	2270	2360												
		dual			2490	2650	2820	2990	3150	3320	3480	3650	3820	3980	4150	4310	4480												
205/85R16	XJE4 MIX ENERGY	single			1430	1520	1620	1710	1810	1900	2000	2090	2190	2280	2380	2470	2570												
		dual			2700	2880	3060	3240	3420	3600	3780	3960	4140	4320	4500	4680	4860												
	XDW ICE GRIP	single			1430	1520	1620	1710	1810	1900	2000	2090	2190	2280	2380	2470	2570												
		dual			2700	2880	3060	3240	3420	3600	3780	3960	4140	4320	4500	4680	4860												
215/85R16	XJE4 MIX ENERGY	single			1560	1660	1760	1870	1970	2070	2180	2280	2390	2490	2590	2700	2800												
		dual			2930	3130	3320	3520	3720	3910	4110	4300	4500	4690	4890	5080	5280												

2 TECHNICAL CHARACTERISTICS 15 - 16 INCHES

Dimension	Tread Pattern	Category	Type	PR (Ply Rating)	Load / Speed Index	Unique point (3)	Norminal pressure for unique point (bar)	Original tread depth	Nominal load per axle (single) (kg)	Nominal pressure for load (single) (bar)	Nominal load per axle (dual) (kg)	Nominal pressure for load (dual) (bar)	Maximum section width in service (mm)	Maximum diameter in service (mm) (1)	Rolling circumference (mm)	Approved rim(s) ETRTO	Laden section width (mm) (2)	Free section width (mm) (2)	Diameter (mm) (2)	Static laden radius (mm) (2)	Rolling circumference (mm) (2)	Minimum dual spacing (mm) (2)	Recommended rim(s) by MICHELIN	Tube	Flap	Seal
7.00 R16	AGILIS	7	TL	16	117/113L			9.2	2570	6.00	4600	6.00	208	794	2406	4.50E - 5.00E 5.50F - 6.00G	217	195	782	365.5	2388	221	5.50F	16J	16x6.00	
	AGILIS	7	TL	12	117/116L			9.2	2570	6.00	5000	6.00	208	794	2406	4.50E - 5.00E 5.50F - 6.00G	217	195	782	365	2388	221	5.50F	16J	16x6.00	
7.50R16	AGILIS	7	TL	14	122/121L			9.2	3000	7.00	5800	7.00	226	824	2497	5.50F - 6.00G 6.50H	231	209	800	375	2450	237	6.00G	16J	16x6.00	
	AGILIS HD	7	TL	14	122/121L			10.3	3000	7.00	5800	7.00	226	824	2497	5.50F - 6.00G 6.50H	227	207	804	377	2459	234	6.00G	16J	16x6.00	
8.25R16	AGILIS	7	TT	16	128/126K			10.5	3600	6.75	6800	6.75	239	878	2623	6.00G - 6.50H	256	232	858	400	2619	263	6.50H	16K	16x6.00	
	AGILIS HD	7	TT	16	128/126K			11.6	3600	6.75	6800	6.75	239	878	2623	6.00G - 6.50H	259	235	860	400.5	2627	265	6.50H	16K	16x6.00	

• (1) ETRTO rating (standard value, the ETRTO standard rim may be different to the rim recommended by MICHELIN). • (2) MICHELIN rating, value measured on rim recommended by MICHELIN. • (3) Unique point: load capacity/authorized additional speed pair Load variations according to speed do not apply to the unique point.

Table of inflation pressure (bar) in relation to maximum load per axle (kg)

Dimension	Tread pattern	psi	36	40	44	47	51	54	58	62	65	69	73	76	80	83	87	91	94	98	102	105	109	112	116	120	123	127	131
		bar	2.50	2.75	3.00	3.25	3.50	3.75	4.00	4.25	4.50	4.75	5.00	5.25	5.50	5.75	6.00	6.25	6.50	6.75	7.00	7.25	7.50	7.75	8.00	8.25	8.50	8.75	9.00
7.00 R16	AGILIS	single			1430	1520	1620	1710	1810	1900	2000	2090	2190	2280	2380	2470	2570												
		dual			2780	2960	3150	3330	3520	3700	3890	4070	4260	4440	4630	4810	5000												
	AGILIS	single			1430	1520	1620	1710	1810	1900	2000	2090	2190	2280	2380	2470	2570												
		dual			2780	2960	3150	3330	3520	3700	3890	4070	4260	4440	4630	4810	5000												
7.50R16	AGILIS	single							1840	1940	2000	2090	2190	2280	2380	2470	2570												
		dual							3550	3740	3890	4070	4260	4440	4630	4810	5000												
	AGILIS HD	single							1840	1940	2000	2090	2190	2280	2380	2470	2570												
		dual							3550	3740	3890	4070	4260	4440	4630	4810	5000												
8.25R16	AGILIS	single						2160	2280	2400	2030	2130	2230	2320	2420	2520	2610	2710	2810	2900	3000								
		dual						4080	4310	4530	3930	4120	4300	4490	4680	4860	5050	5240	5430	5610	5800								
	AGILIS HD	single						2160	2280	2400	2030	2130	2230	2320	2420	2520	2610	2710	2810	2900	3000								
		dual						4080	4310	4530	3930	4120	4300	4490	4680	4860	5050	5240	5430	5610	5800								

2 TECHNICAL CHARACTERISTICS 17.5 INCHES

Dimension	Tread Pattern	Category	Type	PR (Ply Rating)	Load / Speed Index	Unique point (3)	Norminal pressure for unique point (bar)	Original tread depth	Nominal load per axle (single) (kg)	Nominal pressure for load (single) (bar)	Nominal load per axle (dual) (kg)	Nominal pressure for load (dual) (bar)	Maximum section width in service (mm)	Maximum diameter in service (mm) (1)	Rolling circumference (mm)	Approved rim(s) ETRTO	Laden section width (mm) (2)	Free section width (mm) (2)	Diameter (mm) (2)	Static laden radius (mm) (2)	Rolling circumference (mm) (2)	Minimum dual spacing (mm) (2)	Recommended rim(s) by MICHELIN	Tube	Flap	Seal
215/70R17.5	XZE2	6	TL		118/116L			12.8	2640	6.00	5000	6.00	222	759	2315	6.00 - 6.75	229	209	759	355	2306	237	6.00			
245/70R17.5	X MULTI Z	6	TL		136/134M			12.5	4480	8.30	8480	8.30	258	803	2449	6.75 - 7.50	269	246	793	366	2417	209	6.75			
	XZE 2	6	TL		136/134M			13.5	4480	8.00	8480	8.00	258	803	2449	6.75 - 7.50	268	245	795	368	2424	277	6.75			
	X MULTI D	6	TL		136/134M			12.0	4480	8.30	8480	8.30	258	803	2449	6.75	268	246	795	368	2415	278	6.75			
	XDE 2	6	TL		136/134M			14.0	4480	8.00	8480	8.00	258	811	2474	6.75 - 7.50	268	245	797	368	2419	277	6.75			
205/75R17.5	X MULTI Z	6	TL	14	124/122M			11.5	3200	6.50	6000	6.50	212	765	2333	5.25 - 6.00 - 6.75	232	210	755	350	2304	238	6.00			
	XZE 2	6	TL		124/122M			12.5	3200	6.50	6000	6.50	212	765	2333	5.25 - 6.00 - 6.75	230	210	763	353	2310	238	6.00			
	XDE 2	6	TL		124/122M			14.0	3200	6.50	6000	6.50	212	773	2358	5.25 - 6.00 - 6.75	231	210	763	353	2312	238	6.00			
215/75R17.5	X MULTI Z	6	TL		126/124M			11.5	3400	6.90	6400	6.90	220	779	2376	6.00 - 6.75	237	217	770	357	2346	245	6.00			
	XZE 2	6	TL		126/124M			13.0	3400	6.50	6400	6.50	235	797	2431	6.00 - 6.75	238	217	774	357	2353	246	6.00			

• (1) ETRTO rating (standard value, the ETRTO standard rim may be different to the rim recommended by MICHELIN). • (2) MICHELIN rating, value measured on rim recommended by MICHELIN. • (3) Unique point: load capacity/authorized additional speed pair Load variations according to speed do not apply to the unique point.

Table of inflation pressure (bar) in relation to maximum load per axle (kg)

Dimension	Tread pattern	psi	36	40	44	47	51	54	58	62	65	69	73	76	80	83	87	91	94	98	102	105	109	112	116	120	123	127	131
		bar	2.50	2.75	3.00	3.25	3.50	3.75	4.00	4.25	4.50	4.75	5.00	5.25	5.50	5.75	6.00	6.25	6.50	6.75	7.00	7.25	7.50	7.75	8.00	8.25	8.50	8.75	9.00
215/70R17.5	XZE2	single			1470	1560	1660	1760	1860	1960	2050	2150	2250	2350	2440	2540	2640												
		dual			2780	2960	3150	3330	3520	3700	3890	4070	4260	4440	4630	4810	5000												
245/70R17.5	X MULTI Z	single											2850	2970	3090	3220	3340	3470	3590	3710	3840	3960	4080	4210	4330	4460			
		dual											5390	5620	5860	6090	6320	6560	6790	7030	7260	7500	7730	7960	8200	8430			
	XZE 2	single											2940	3070	3200	3330	3460	3580	3710	3840	3970	4100	4220	4350	4480				
		dual											5570	5810	6060	6300	6540	6780	7030	7270	7510	7750	8000	8240	8480				
	X MULTI D	single											2850	2970	3090	3220	3340	3470	3590	3710	3840	3960	4080	4210	4330	4460			
		dual											5390	5620	5860	6090	6320	6560	6790	7030	7260	7500	7730	7960	8200	8430			
	XDE 2	single											2940	3070	3200	3330	3460	3580	3710	3840	3970	4100	4220	4350	4480				
		dual											5570	5810	6060	6300	6540	6780	7030	7270	7510	7750	8000	8240	8480				
205/75R17.5	X MULTI Z	single					1880	1990	2100	2210	2320	2430	2540	2650	2760	2870	2980	3090	3200										
		dual					3520	3720	3930	4140	4340	4550	4760	4970	5170	5380	5590	5790	6000										
	XZE 2	single					1880	1990	2100	2210	2320	2430	2540	2650	2760	2870	2980	3090	3200										
		dual					3520	3720	3930	4140	4340	4550	4760	4970	5170	5380	5590	5790	6000										
	XDE 2	single					1880	1990	2100	2210	2320	2430	2540	2650	2760	2870	2980	3090	3200										
		dual					3520	3720	3930	4140	4340	4550	4760	4970	5170	5380	5590	5790	6000										
215/75R17.5	X MULTI Z	single							2110	2220	2330	2440	2560	2670	2780	2890	3000	3110	3220	3330									
		dual							3970	4180	4390	4600	4810	5020	5230	5440	5650	5860	6070	6270									
	XZE 2	single					1990	2110	2230	2340	2460	2580	2700	2810	2930	3050	3170	3280	3400										
		dual					3750	3970	4190	4410	4630	4860	5080	5300	5520	5740	5960	6180	6400										

2 TECHNICAL CHARACTERISTICS 17.5 INCHES

Dimension	Tread Pattern	Category	Type	PR (Ply Rating)	Load / Speed Index	Unique point (3)	Norminal pressure for unique point (bar)	Original tread depth	Nominal load per axle (single) (kg)	Nominal pressure for load (single) (bar)	Nominal load per axle (dual) (kg)	Nominal pressure for load (dual) (bar)	Maximum section width in service (mm)	Maximum diameter in service (mm) (1)	Rolling circumference (mm)	Approved rim(s) ETRTO	Laden section width (mm) (2)	Free section width (mm) (2)	Diameter (mm) (2)	Static laden radius (mm) (2)	Rolling circumference (mm) (2)	Minimum dual spacing (mm) (2)	Recommended rim(s) by MICHELIN	Tube	Flap	Seal
215/75R17.5	XTE2+	2	TL		135/133J			12.2	4360	8.50	8240	8.50	220	779		6.00 - 6.75	236	215	777	359	2370	243	6.00			
	X MULTI T2	2	TL	18	136/134J			12.2	4480	9.00	8480	9.00	220	779		6.00 - 6.75	226	208	766	354	2353		6.00			
	X MULTI D	6	TL		126/124M			13.0	3400	6.90	6400	6.90	220	779	2376	6.00 - 6.75	236	216	775	359	2350	245	6.00			
	XDE 2	6	TL		126/124M			15.0	3400	6.50	6400	6.50	235	797	2431	6.00 - 6.75	238	216	778	360	2370	245	6.00			
225/75R17.5	X MULTI Z	6	TL		129/127M			11.5	3700	7.20	7000	7.20	235	797	2431	6.00 - 6.75	255	233	787	366	2407	264	6.75			
	XZE 2	6	TL		129/127M			13.0	3700	7.00	7000	7.00	235	797	2431	6.00 - 6.75	255	233	792	367	2414	264	6.75			
	X MULTI D	6	TL		129/127M			12.5	3700	7.20	7000	7.20	235	797	2431	6.00 - 6.75	256	234	790	367	2400	264	6.75			
	XDE 2	6	TL		129/127M			15.0	3700	7.00	7000	7.00	235	803	2449	6.00 - 6.75	255	232	798	369	2415	263	6.75			
235/75R17.5	XTE2+	2	TL		143/141J			12.3	5450	8.50	10300	8.50	242	811		6.75 - 7.50	265	241	796	364	2410	273	6.75			
	X MULTI T2	2	TL	18	143/141J	145/145F	9.00	12.6	5450	9.00	10300	9.00	242	811		6.75 - 7.50	264	240	797	365	2445		6.75			
	X MULTI Z	6	TL	16	132/130M			12.5	4000	7.60	7600	7.60	242	811	2474	6.75 - 7.50	243	241	799	371	2439	272	6.75			
	XZE 2	6	TL		132/130M			13.0	4000	7.25	7600	7.25	242	811	2474	6.75 - 7.50	261	239	805	373	2451	271	6.75			
	X MULTI D	6	TL	16	132/130M			12.5	4000	7.60	6800	7.60	242	811	2474	6.75 - 7.50	262	240	501	370	2433	272	6.75			
	XDE 2	6	TL		132/130M			15.0	4000	7.25	7600	7.25	242	811	2474	6.75 - 7.50	262	239	807	373	2447	271	6.75			

• (1) ETRTO rating (standard value, the ETRTO standard rim may be different to the rim recommended by MICHELIN). • (2) MICHELIN rating, value measured on rim recommended by MICHELIN. • (3) Unique point: load capacity/authorized additional speed pair Load variations according to speed do not apply to the unique point.

Table of inflation pressure (bar) in relation to maximum load per axle (kg)

Dimension	Tread pattern	psi	36	40	44	47	51	54	58	62	65	69	73	76	80	83	87	91	94	98	102	105	109	112	116	120	123	127	131
		bar	2.50	2.75	3.00	3.25	3.50	3.75	4.00	4.25	4.50	4.75	5.00	5.25	5.50	5.75	6.00	6.25	6.50	6.75	7.00	7.25	7.50	7.75	8.00	8.25	8.50	8.75	9.00
215/75R17.5	XTE2+	single													2950	3060	3180	3300	3420	3540	3650	3770	3890	4010	4120	4240			
		dual													5570	5790	6010	6240	6460	6680	6900	7130	7350	7570	7790	8020			
	X MULTI T2	single													2860	2980	3090	3210	3320	3440	3550	3660	3780	3890	4010	4120	4240	4360	4480
		dual													5460	5680	5890	6110	6330	6540	6760	6980	7190	7410	7630	7840	8080	8280	8480
	X MULTI D	single							2110	2220	2330	2440	2560	2670	2780	2890	3000	3110	3220	3330									
		dual							3970	4180	4390	4600	4810	5020	5230	5440	5650	5860	6070	6270									
	XDE 2	single					1990	2110	2230	2340	2460	2580	2700	2810	2930	3050	3170	3280	3400										
		dual					3750	3970	4190	4410	4630	4860	5080	5300	5520	5740	5960	6180	6400										
225/75R17.5	X MULTI Z	single							2210	2330	2440	2560	2680	2790	2910	3030	3140	3260	3370	3490	3610								
		dual							4180	4400	4620	4840	5060	5280	5500	5720	5940	6160	6380	6600	6820								
	XZE 2	single							2270	2390	2510	2630	2750	2860	2980	3100	3220	3340	3460	3580	3700								
		dual							4290	4520	4740	4970	5190	5420	5650	5870	6100	6320	6550	6770	7000								
	X MULTI D	single							2210	2330	2440	2560	2680	2790	2910	3030	3140	3260	3370	3490	3610								
		dual							4180	4400	4620	4840	5060	5280	5500	5720	3140	3260	3370	3490	3610								
	XDE 2	single							2270	2390	2510	2630	2750	2860	2980	3100	3220	3340	3460	3580	3700								
		dual							4290	4520	4740	4970	5190	5420	5650	5870	6100	6320	6550	6770	7000								
235/75R17.5	XTE2+	single													3680	3830	3980	4120	4270	4420	4570	4710	4860	5010	5160	5300			
		dual													6960	7240	7520	7790	8070	8350	8630	8910	9190	9460	9740	10020			
	X MULTI T2	single													3500	3630	3770	3910	4050	4190	4330	4470	4610	4750	4880	5020	5160	5300	5450
		dual													6600	6850	7110	7380	7660	7940	8200	8450	8700	8950	9220	9500	9770	10050	10300
	X MULTI Z	single											2750	2870	2990	3110	3230	3350	3470	3590	3710	3830	3950						
		dual											5230	5460	5690	5920	6140	6370	6600	6830	7050	7280	7510						
	XZE 2	single								2500	2630	2750	2880	3000	3130	3250	3380	3500	3630	3750	3880	4000							
		dual								4750	4990	5230	5460	5700	5940	6180	6410	6650	6890	7130	7360	7600							
	X MULTI D	single											2750	2870	2990	3110	3230	3350	3470	3590	3710	3830	3950						
		dual											5230	5460	5690	5920	6140	6370	6600	6830	7050	7280	7510						
	XDE 2	single								2500	2630	2750	2880	3000	3130	3250	3380	3500	3630	3750	3880	4000							
		dual								4750	4990	5230	5460	5700	5940	6180	6410	6650	6890	7130	7360	7600							

2 TECHNICAL CHARACTERISTICS 17.5 INCHES

Dimension	Tread Pattern	Category	Type	PR (Ply Rating)	Load / Speed Index	Unique point (3)	Norminal pressure for unique point (bar)	Original tread depth	Nominal load per axle (single) (kg)	Nominal pressure for load (single) (bar)	Nominal load per axle (dual) (kg)	Nominal pressure for load (dual) (bar)	Maximum section width in service (mm)	Maximum diameter in service (mm) (1)	Rolling circumference (mm)	Approved rim(s) ETRTO	Laden section width (mm) (2)	Free section width (mm) (2)	Diameter (mm) (2)	Static laden radius (mm) (2)	Rolling circumference (mm) (2)	Minimum dual spacing (mm) (2)	Recommended rim(s) by MICHELIN	Tube	Flap	Seal
225/80R17.5	XZN+ MIX ENERGY	6	TL	14	123/122L			11.8	3100	6.00	6000	6.00	228	810	2471	6.00 - 6.75	248	225	811	378	2465	254	6.75			
	XZN MIX ENERGY	6	TL	14	123/122L			11.8	3100	6.00	6000	6.00	228	810	2471	6.00 - 6.75	248	225	811	378	2465	254	6.75			
	XJE4 MIX ENERGY	6	TL		123/122L			13.3	3100	6.00	6000	6.00	228	810	2471	6.00 - 6.75	248	225	810	378	2467	255	6.75			
	XJS WINTER GRIP+	6	TL	14	123/122L			14.5	3100	6.00	6000	6.00	228	810	2471	6.00 - 6.75	250	228	810	378	2480	258	6.75			
	XDW ICE GRIP	6	TL	14	123/122L			14.5	3100	6.00	6000	6.00	228	810	2471	6.00 - 6.75	251	228	810	378	2480	258	6.75			
8.5R17.5	XZA	6	TL		121/120L			12.5	2900	6.25	5600	6.25	224	817	2492	5.25 - 6.00 - 6.75	221	200	802	372	2447	227	5.25			
	XZT	6	TL		121/120L			14.7	2900	6.25	5600	6.25	224	817	2492	5.25 - 6.00 - 6.75	222	200	806	374	2459	227	5.25			
	XZY	6	TL		121/120L			13.4	2900	6.25	5600	6.25	224	817	2492	5.25 - 6.00 - 6.75	220	200	806	374	2460	227	5.25			

• (1) ETRTO rating (standard value, the ETRTO standard rim may be different to the rim recommended by MICHELIN). • (2) MICHELIN rating, value measured on rim recommended by MICHELIN. • (3) Unique point: load capacity/authorized additional speed pair Load variations according to speed do not apply to the unique point.

Dimension	Tread pattern	Table of inflation pressure (bar) in relation to maximum load per axle (kg)																											
		psi	36	40	44	47	51	54	58	62	65	69	73	76	80	83	87	91	94	98	102	105	109	112	116	120	123	127	131
		bar	2.50	2.75	3.00	3.25	3.50	3.75	4.00	4.25	4.50	4.75	5.00	5.25	5.50	5.75	6.00	6.25	6.50	6.75	7.00	7.25	7.50	7.75	8.00	8.25	8.50	8.75	9.00
225/80R17.5	XZN+ MIX ENERGY	single			1720	1840	1950	2070	2180	2300	2410	2530	2640	2760	2870	2990	3100												
		dual			3330	3560	3780	4000	4220	4440	4670	4890	5110	5330	5560	5780	6000												
	XZN MIX ENERGY	single			1720	1840	1950	2070	2180	2300	2410	2530	2640	2760	2870	2990	3100												
		dual			3330	3560	3780	4000	4220	4440	4670	4890	5110	5330	5560	5780	6000												
	XJE4 MIX ENERGY	single			1720	1840	1950	2070	2180	2300	2410	2530	2640	2760	2870	2990	3100												
		dual			3330	3560	3780	4000	4220	4440	4670	4890	5110	5330	5560	5780	6000												
	XJS WINTER GRIP+	single			1720	1840	1950	2070	2180	2300	2410	2530	2640	2760	2870	2990	3100												
		dual			3330	3560	3780	4000	4220	4440	4670	4890	5110	5330	5560	5780	6000												
	XDW ICE GRIP	single			1720	1840	1950	2070	2180	2300	2410	2530	2640	2760	2870	2990	3100												
		dual			3330	3560	3780	4000	4220	4440	4670	4890	5110	5330	5560	5780	6000												
8.5R17.5	XZA	single				1660	1760	1860	1970	2070	2180	2280	2380	2490	2590	2690	2800	2900											
		dual				3200	3400	3600	3800	4000	4200	4400	4600	4800	5000	5200	5400	5600											
	XZT	single				1660	1760	1860	1970	2070	2180	2280	2380	2490	2590	2690	2800	2900											
		dual				3200	3400	3600	3800	4000	4200	4400	4600	4800	5000	5200	5400	5600											
	XZY	single				1660	1760	1860	1970	2070	2180	2280	2380	2490	2590	2690	2800	2900											
		dual				3200	3400	3600	3800	4000	4200	4400	4600	4800	5000	5200	5400	5600											

2 TECHNICAL CHARACTERISTICS 17.5 INCHES

Dimension	Tread Pattern	Category	Type	PR (Ply Rating)	Load / Speed Index	Unique point (3)	Norminal pressure for unique point (bar)	Original tread depth	Nominal load per axle (single) (kg)	Nominal pressure for load (single) (bar)	Nominal load per axle (dual) (kg)	Nominal pressure for load (dual) (bar)	Maximum section width in service (mm)	Maximum diameter in service (mm) (1)	Rolling circumference (mm)	Approved rim(s) ETRTO	Laden section width (mm) (2)	Free section width (mm) (2)	Diameter (mm) (2)	Static laden radius (mm) (2)	Rolling circumference (mm) (2)	Minimum dual spacing (mm) (2)	Recommended rim(s) by MICHELIN	Tube	Flap	Seal
9.5R17.5	XTE2	2	TL		143/141J			13.0	5450	8.50	10300	8.50	250	857		6.00 - 6.75	257	230	846	386	2560	260	6.75			
	X MULTI Z	6	TL		129/127L	143J	8.50	11.6	3700	7.50	7000	7.50	250	857	2614	6.00 - 6.75	258	236	843	392	2580	267	6.00			
	XZA+	6	TL		129/127L	143J	8.50	12.1	3700	7.00	7000	7.00	250	857	2614	6.00 - 6.75	246	222	843	390	2568	252	6.00			
	XZA	6	TL	14	129/127L			11.6	3700	7.00	7000	7.00	250	857	2614	6.00 - 6.75	253	231	844	391	2572	262	6.00			
	XZT	6	TL		129/127L			16.0	3700	7.00	7000	7.00	250	857	2614	6.00 - 6.75	250	228	840	388	2559	258	6.00			
	XZY	6	TL		129/127L			14.0	3700	7.00	7000	7.00	250	857	2614	6.00 - 6.75	266	241	861	397	2620	273	6.75			
10R17.5	XZA	6	TL		134/132L			12.5	4240	7.50	8000	7.50	264	875	2669	6.75 - 7.50	255	230	845	393	2573	260	6.75			
225/90R17.5	XJE4 MIX ENERGY	6	TL		140/138L			13.5	3500	6.50	6600	6.50	237	867	2644	6.00 - 6.75	257	232	849	395	2590	263	6.75			
	XDW ICE GRIP	6	TL	14	127/125L			14.5	3500	6.50	6600	6.50	237	867	2644	6.75 - 6.00										

• (1) ETRTO rating (standard value, the ETRTO standard rim may be different to the rim recommended by MICHELIN). • (2) MICHELIN rating, value measured on rim recommended by MICHELIN. • (3) Unique point: load capacity/authorized additional speed pair Load variations according to speed do not apply to the unique point.

Table of inflation pressure (bar) in relation to maximum load per axle (kg)

Dimension	Tread pattern	psi	36	40	44	47	51	54	58	62	65	69	73	76	80	83	87	91	94	98	102	105	109	112	116	120	123	127	131
		bar	2.50	2.75	3.00	3.25	3.50	3.75	4.00	4.25	4.50	4.75	5.00	5.25	5.50	5.75	6.00	6.25	6.50	6.75	7.00	7.25	7.50	7.75	8.00	8.25	8.50	8.75	9.00
9.5R17.5	XTE2	single													3680	3830	3980	4120	4270	4420	4570	4710	4860	5010	5160	5300			
		dual													6960	7240	7520	7790	8070	8350	8630	8910	9190	9460	9740	10020			
	X MULTI Z	single									2350	2470	2580	2690	2800	2920	3030	3140	3250	3360	3480	3590	3700						
		dual									4450	4670	4880	5090	5300	5520	5730	5940	6150	6360	6580	6790	7000						
	XZA+	single							2270	2390	2510	2630	2750	2860	2980	3100	3220	3340	3460	3580	3700								
		dual							4290	4520	4740	4970	5190	5420	5650	5870	6100	6320	6550	6770	7000								
	XZA	single							2270	2390	2510	2630	2750	2860	2980	3100	3220	3340	3460	3580	3700								
		dual							4290	4520	4740	4970	5190	5420	5650	5870	6100	6320	6550	6770	7000								
	XZT	single							2270	2390	2510	2630	2750	2860	2980	3100	3220	3340	3460	3580	3700								
		dual							4290	4520	4740	4970	5190	5420	5650	5870	6100	6320	6550	6770	7000								
	XZY	single							2270	2390	2510	2630	2750	2860	2980	3100	3220	3340	3460	3580	3700								
		dual							4290	4520	4740	4970	5190	5420	5650	5870	6100	6320	6550	6770	7000								
10R17.5	XZA	single									2700	2830	2960	3080	3210	3340	3470	3600	3730	3850	3980	4110	4240						
		dual									5090	5330	5580	5820	6060	6300	6550	6790	7030	7270	7520	7760	8000						
225/90R17.5	XJE4 MIX ENERGY	single					2050	2170	2290	2410	2530	2660	2780	2900	3020	3140	3260	3380	3500										
		dual					3870	4100	4320	4550	4780	5010	5230	5460	5690	5920	6140	6370	6600										
	XDW ICE GRIP	single					2050	2170	2290	2410	2530	2660	2780	2900	3020	3140	3260	3380	3500										
		dual					3870	4100	4320	4550	4780	5010	5230	5460	5690	5920	6140	6370	6600										

2 TECHNICAL CHARACTERISTICS 19.5 INCHES

Dimension	Tread Pattern	Category	Type	PR (Ply Rating)	Load / Speed Index	Unique point (3)	Norminal pressure for unique point (bar)	Original tread depth	Nominal load per axle (single) (kg)	Nominal pressure for load (single) (bar)	Nominal load per axle (dual) (kg)	Nominal pressure for load (dual) (bar)	Maximum section width in service (mm)	Maximum diameter in service (mm) (1)	Rolling circumference (mm)	Approved rim(s) ETRTO	Laden section width (mm) (2)	Free section width (mm) (2)	Diameter (mm) (2)	Static laden radius (mm) (2)	Rolling circumference (mm) (2)	Minimum dual spacing (mm) (2)	Recommended rim(s) by MICHELIN	Tube	Flap	Seal
225/70R19.5	XZE	6	TL		125/123L			13.3								6.00 - 6.75	240	227	819	378	2490	246	6.00			
245/70R19.5	X MULTI Z	6	TL	16	136/134M			12.0	4480	7.90	8480	7.90	258	853	2602	6.75 - 7.50	246	243	845	393	2583	275	6.75			
	XJE4 MIX ENERGY	6	TL		136/134L	136/134J	7.75	13.5	4480	7.75	8480	7.75	258	853	2602	6.75 - 7.50	265	242	851	395	2593	274	6.75			
	XZN+ MIX ENERGY	6	TL		136/134L			12.3	4480	7.75	8480	7.75	248	839	2559	6.75 - 7.50	265	242	848	395	2589	270	6.75			
	XZN MIX ENERGY	6	TL		136/134L			12.3	4480	7.75	8480	7.75	248	839	2559	6.75 - 7.50	265	242	848	395	2589	270	6.75			
	XZE2+	6	TL		136/134M	136/135J	7.75	13.0	4480	7.75	8480	7.75	258	853	2602	6.75 - 7.50	267	244	849	394	2590	276	6.75			
	X MULTI D	6	TL	16	136/134M	136/135J	7.90	12.0	4480	7.90	8480	7.90	258	853	2602	6.75 - 7.50	263	241	847	394	2580	273	6.75			
	XDE2+	6	TL		136/134M	136/135J	7.75	15.0	4480	7.75	8480	7.75	258	853	2602	6.75 - 7.50	267	244	853	396	2600	276	6.75			

• (1) ETRTO rating (standard value, the ETRTO standard rim may be different to the rim recommended by MICHELIN). • (2) MICHELIN rating, value measured on rim recommended by MICHELIN. • (3) Unique point: load capacity/authorized additional speed pair Load variations according to speed do not apply to the unique point.

Table of inflation pressure (bar) in relation to maximum load per axle (kg)

Dimension	Tread pattern	psi	36	40	44	47	51	54	58	62	65	69	73	76	80	83	87	91	94	98	102	105	109	112	116	120	123	127	131
		bar	2.50	2.75	3.00	3.25	3.50	3.75	4.00	4.25	4.50	4.75	5.00	5.25	5.50	5.75	6.00	6.25	6.50	6.75	7.00	7.25	7.50	7.75	8.00	8.25	8.50	8.75	9.00
225/70R19.5	XZE	single									2500	2620	2760	2830	2900	2950	3000	3140	3300										
		dual									4720	4920	5200	5300	5400	5520	5640	5880	6200										
245/70R19.5	X MULTI Z	single											2980	3110	3240	3370	3500	3630	3750	3880	4010	4140	4270	4400					
		dual											5640	5880	6130	6370	6620	6860	7110	7350	7600	7840	8090	8330					
	XJE4 MIX ENERGY	single										2900	3030	3160	3290	3430	3560	3690	3820	3950	4080	4220	4350	4480					
		dual										5490	5740	5990	6240	6480	6730	6980	7230	7480	7730	7980	8230	8480					
	XZN+ MIX ENERGY	single										2900	3030	3160	3290	3430	3560	3690	3820	3950	4080	4220	4350	4480					
		dual										5490	5740	5990	6240	6480	6730	6980	7230	7480	7730	7980	8230	8480					
	XZN MIX ENERGY	single										2900	3030	3160	3290	3430	3560	3690	3820	3950	4080	4220	4350	4480					
		dual										5490	5740	5990	6240	6480	6730	6980	7230	7480	7730	7980	8230	8480					
	XZE2+	single										2900	3030	3160	3290	3430	3560	3690	3820	3950	4080	4220	4350	4480					
		dual										5490	5740	5990	6240	6480	6730	6980	7230	7480	7730	7980	8230	8480					
	X MULTI D	single											2980	3110	3240	3370	3500	3630	3750	3880	4010	4140	4270	4400					
		dual											5640	5880	6130	6370	6620	6860	7110	7350	7600	7840	8090	8330					
	XDE2+	single										2900	3030	3160	3290	3430	3560	3690	3820	3950	4080	4220	4350	4480					
		dual										5490	5740	5990	6240	6480	6730	6980	7230	7480	7730	7980	8230	8480					

2 TECHNICAL CHARACTERISTICS 19.5 INCHES

Dimension	Tread Pattern	Category	Type	PR (Ply Rating)	Load / Speed Index	Unique point (3)	Norminal pressure for unique point (bar)	Original tread depth	Nominal load per axle (single) (kg)	Nominal pressure for load (single) (bar)	Nominal load per axle (dual) (kg)	Nominal pressure for load (dual) (bar)	Maximum section width in service (mm)	Maximum diameter in service (mm) (1)	Rolling circumference (mm)	Approved rim(s) ETRTO	Laden section width (mm) (2)	Free section width (mm) (2)	Diameter (mm) (2)	Static laden radius (mm) (2)	Rolling circumference (mm) (2)	Minimum dual spacing (mm) (2)	Recommended rim(s) by MICHELIN	Tube	Flap	Seal
245/70R19.5	XJS WINTER GRIP+	6	TL		136/134L			16.5	4480	7.75	8480	7.75	258	853	2602	6.75 - 7.50	269	247	855	397	2610	280	6.75			
	XDW ICE GRIP	6	TL		136/134L			16.5	4480	7.75	8480	7.75	258	853	2602	6.75 - 7.50	268	246	857	397	2610	278	6.75			
265/70R19.5	X MULTI Z	6	TL	14	140/138M			12.5	5000	7.60	9440	7.60	272	881	2687	6.75 - 7.50 - 8.25	287	259	864	401	2642	293	7.50			
	XZN+ MIX ENERGY	6	TL		140/138L			13.0	5000	7.75	9440	7.75	272	881	2687	6.75 - 7.50 - 8.25	296	262	870	393	2615	300	7.50			
	XZN MIX ENERGY	6	TL		140/138L			13.0	5000	7.75	9440	7.75	272	881	2687	6.75 - 7.50 - 8.25	296	262	870	393	2615	300	7.50			
	XZE2+	6	TL		140/138M			13.6	5000	7.75	9440	7.75	272	881	2687	6.75 - 7.50 - 8.25	287	263	870	402	2650	297	7.50			
	XJW4+	6	TL		140/138L			15.0	5000	7.75	9440	7.75	272	881	2687	6.75 - 7.50 - 8.25	283	263	872	405	2660	298	7.50			
	X MULTI D	6	TL		140/138M			12.5	5000	7.60	9440	7.60	272	881	2687	6.75 - 7.50 - 8.25	285	262	868	402	2638	296	7.50			
	XTE2	2	TL		143/141J			14.0	5450	8.50	10300	8.60	272	881		6.75 - 7.50 - 8.25	286	265	870	403	2650	300	7.50			
	XDE2+	6	TL		140/138M			16.0	5000	7.75	9440	7.75	272	881	2687	6.75 - 7.50 - 8.25	262	262	875	404	2660	297	7.50			
	XDW ICE GRIP	6	TL		140/138L			16.0	5000	7.75	9440	7.75	272	881	2687	6.75 - 7.50 - 8.25	288	264	875	405	2670	299	7.50			

• (1) ETRTO rating (standard value, the ETRTO standard rim may be different to the rim recommended by MICHELIN). • (2) MICHELIN rating, value measured on rim recommended by MICHELIN.
• (3) Unique point: load capacity/authorized additional speed pair Load variations according to speed do not apply to the unique point.

Table of inflation pressure (bar) in relation to maximum load per axle (kg)

Dimension	Tread pattern	psi	36	40	44	47	51	54	58	62	65	69	73	76	80	83	87	91	94	98	102	105	109	112	116	120	123	127	131
		bar	2.50	2.75	3.00	3.25	3.50	3.75	4.00	4.25	4.50	4.75	5.00	5.25	5.50	5.75	6.00	6.25	6.50	6.75	7.00	7.25	7.50	7.75	8.00	8.25	8.50	8.75	9.00
245/70R19.5	XJS WINTER GRIP+	single										2900	3030	3160	3290	3430	3560	3690	3820	3950	4080	4220	4350	4480					
		dual										5490	5740	5990	6240	6480	6730	6980	7230	7480	7730	7980	8230	8480					
	XDW ICE GRIP	single										2900	3030	3160	3290	3430	3560	3690	3820	3950	4080	4220	4350	4480					
		dual										5490	5740	5990	6240	6480	6730	6980	7230	7480	7730	7980	8230	8480					
265/70R19.5	X MULTI Z	single											3440	3590	3740	3890	4040	4190	4340	4490	4640	4790	4940						
		dual											6500	6780	7070	7350	7630	7910	8200	8480	8760	9040	9330						
	XZN+ MIX ENERGY	single										3240	3380	3530	3680	3820	3970	4120	4260	4410	4560	4710	4850	5000					
		dual										6110	6390	6660	6940	7220	7500	7770	8050	8330	8610	8880	9160	9440					
	XZN MIX ENERGY	single										3240	3380	3530	3680	3820	3970	4120	4260	4410	4560	4710	4850	5000					
		dual										6110	6390	6660	6940	7220	7500	7770	8050	8330	8610	8880	9160	9440					
	XZE2+	single										3230	3380	3530	3670	3820	3970	4110	4260	4410	4550	4700	4850	5000					
		dual										6110	6390	6660	6940	7220	7500	7770	8050	8330	8610	8880	9160	9440					
	XJW4+	single										3230	3380	3530	3670	3820	3970	4110	4260	4410	4550	4700	4850	5000					
		dual										6110	6390	6660	6940	7220	7500	7770	8050	8330	8610	8880	9160	9440					
	X MULTI D	single											3440	3590	3740	3890	4040	4190	4340	4490	4640	4790	4940						
		dual											6500	6780	7070	7350	7630	7910	8200	8480	8760	9040	9330						
	XTE2	single													3680	3830	3980	4120	4270	4420	4570	4710	4860	5010	5160	5300			
		dual													6960	7240	7520	7790	8070	8350	8630	8910	9190	9460	9740	10020			
	XDE2+	single										3230	3380	3530	3670	3820	3970	4110	4260	4410	4550	4700	4850	5000					
		dual										6110	6390	6660	6940	7220	7500	7770	8050	8330	8610	8880	9160	9440					
	XDW ICE GRIP	single										3230	3380	3530	3670	3820	3970	4110	4260	4410	4550	4700	4850	5000					
		dual										6110	6390	6660	6940	7220	7500	7770	8050	8330	8610	8880	9160	9440					

2 TECHNICAL CHARACTERISTICS 19.5 INCHES

Dimension	Tread Pattern	Category	Type	PR (Ply Rating)	Load / Speed Index	Unique point (3)	Norminal pressure for unique point (bar)	Original tread depth	Nominal load per axle (single) (kg)	Nominal pressure for load (single) (bar)	Nominal load per axle (dual) (kg)	Nominal pressure for load (dual) (bar)	Maximum section width in service (mm)	Maximum diameter in service (mm) (1)	Rolling circumference (mm)	Approved rim(s) ETRTO	Laden section width (mm) (2)	Free section width (mm) (2)	Diameter (mm) (2)	Static laden radius (mm) (2)	Rolling circumference (mm) (2)	Minimum dual spacing (mm) (2)	Recommended rim(s) by MICHELIN	Tube	Flap	Seal
285/70R19.5	X MULTI Z	6	TL		146/144L	145/143M	8.30	12.5	6000	8.30	11200	8.30	294	911	2779	7.50 - 8.25 - 9.00	298	273	893	411	2721	309	7.50			
	XZE2+	6	TL		144/142M	145/143L	8.00	13.9	5600	8.00	10600	8.00	294	911	2779	7.50 - 8.25 - 9.00	301	275	895	412	2720	311	7.50			
	X MULTI D	6	TL		146/144L	145/143M	8.30	13.5	6000	8.30	11200	8.30	294	911	2779	7.50 - 8.25 - 9.00	276	273	897	412	2720	309	7.50			
	XDE2+	6	TL		144/142M	145/143L	8.00	16.5	5600	8.00	10600	8.00	294	911	2779	7.50 - 8.25 - 9.00	300	274	899	414	2740	310	7.50			
305/70R19.5	XZE2+	6	TL		147/145M	148/146L	8.00	14.9	6150	8.00	11600	8.00	309	941	2870	8.25 - 9.00	327	301	924	424	2800	341	8.25			
	XDE2+	6	TL		147/145M	148/146L	8.00	17.5	6150	8.00	11600	8.00	309	949	2894	8.25 - 9.00	327	301	931	428	2830	341	8.25			

• (1) ETRTO rating (standard value, the ETRTO standard rim may be different to the rim recommended by MICHELIN). • (2) MICHELIN rating, value measured on rim recommended by MICHELIN. • (3) Unique point: load capacity/authorized additional speed pair Load variations according to speed do not apply to the unique point.

Table of inflation pressure (bar) in relation to maximum load per axle (kg)

Dimension	Tread pattern	psi	36	40	44	47	51	54	58	62	65	69	73	76	80	83	87	91	94	98	102	105	109	112	116	120	123	127	131
		bar	2.50	2.75	3.00	3.25	3.50	3.75	4.00	4.25	4.50	4.75	5.00	5.25	5.50	5.75	6.00	6.25	6.50	6.75	7.00	7.25	7.50	7.75	8.00	8.25	8.50	8.75	9.00
285/70R19.5	X MULTI Z	single											3810	3980	4140	4310	4480	4640	4810	4970	5140	5300	5470	5640	5800	5970			
		dual											7120	7430	7730	8040	8350	8660	8970	9280	9590	9900	10210	10520	10830	11140			
	XZE2+	single											3680	3840	4000	4160	4320	4480	4640	4800	4960	5120	5280	5440	5600				
		dual											6970	7270	7570	7870	8180	8480	8780	9090	9390	9690	9990	10300	10600				
	X MULTI D	single											3810	3980	4140	4310	4480	4640	4810	4970	5140	5300	5470	5640	5800	5970			
		dual											7120	7430	7730	8040	8350	8660	8970	9280	9590	9900	10210	10520	10830	11140			
	XDE2+	single											3680	3840	4000	4160	4320	4480	4640	4800	4960	5120	5280	5440	5600				
		dual											6970	7270	7570	7870	8180	8480	8780	9090	9390	9690	9990	10300	10600				
305/70R19.5	XZE2+	single											4040	4220	4390	4570	4740	4920	5100	5270	5450	5620	5800	5970	6150				
		dual											7620	7950	8290	8620	8950	9280	9610	9940	10270	10610	10940	11270	11600				
	XDE2+	single											4040	4220	4390	4570	4740	4920	5100	5270	5450	5620	5800	5970	6150				
		dual											7620	7950	8290	8620	8950	9280	9610	9940	10270	10610	10940	11270	11600				

2 TECHNICAL CHARACTERISTICS 20-24 INCHES

Dimension	Tread Pattern	Category	Type	PR (Ply Rating)	Load / Speed Index	Unique point (3)	Norminal pressure for unique point (bar)	Original tread depth	Nominal load per axle (single) (kg)	Nominal pressure for load (single) (bar)	Nominal load per axle (dual) (kg)	Nominal pressure for load (dual) (bar)	Maximum section width in service (mm)	Maximum diameter in service (mm) (1)	Rolling circumference (mm)	Approved rim(s) ETRTO	Laden section width (mm) (2)	Free section width (mm) (2)	Diameter (mm) (2)	Static laden radius (mm) (2)	Rolling circumference (mm) (2)	Minimum dual spacing (mm) (2)	Recommended rim(s) by MICHELIN	Tube	Flap	Seal
8.25R20	XZE	6	TT		133/131K	133/131L	6.50	11.6	4120	6.50	7800	6.50	239	980	2989	5.5 - B5.5 - 6.0 6.00T - B6.0 - 6.5 B6.5 - 7.0 - B7.0	256	232	962	451	2950	263	6.50	20 K	20x7.50	
9.00R20	XZE 2	2	TT	16	144/142K			13.7	5600	9.00	10600	9.00				6.0 - 6.00T 6.5 - 7.0 - 7.5	283	256	1017	476.5	3115	290	7.00	20 M	20x7.50	
10.00R20	XZE 3 R	2	TT	16	147/143K			12.5	6150	8.00	10900	8.00	286	1074	3276	6.50 - 7.00 - 7.50	307	277	1049	489	3212	314	7.50	20 N	20x7.50	
	XZE 2	2	TT	16	147/143K	146/143L	7.75	13.8	6150	8.00	10900	8.00	286	1074	3276	6.50 - 7.00 - 7.50	307	277	1053	490	3211	314	7.50	20 N	20x7.50	
	XZY3 HD	3	TT	16	147/143K			15.6	6150	7.90	10900	7.90	286	1074	3276	6.50 - 7.00 7.50 - 8.00	309	277	1057	495		313	7.50	20 N	20x7.50	
	XZY 3	3	TT	16	147/143K			16.6	6150	8.00	10900	8.00	286	1073	3273	7.0 - 7.33	311	280	1060	494	3226	317	7.50	20 N	20x7.50	
	XDY3 HD	3	TT	16	147/143K			19.8	6150	7.90	10900	7.90	286	1074	3276	6.50 - 7.00 7.50 - 8.00	309	279	1059	493	3240	316	7.50	20 N	20x7.50	
	XDY 3	3	TT	16	147/143K			19.8	6150	8.00	10900	8.00	286	1073	3273	7.0 - 7.33 - 7.5 - 8.0	310	281	1064	497	3240	318	7.50	20 N	20x7.50	

• (1) ETRTO rating (standard value, the ETRTO standard rim may be different to the rim recommended by MICHELIN). • (2) MICHELIN rating, value measured on rim recommended by MICHELIN. • (3) Unique point: load capacity/authorized additional speed pair Load variations according to speed do not apply to the unique point.

Table of inflation pressure (bar) in relation to maximum load per axle (kg)

Dimension	Tread pattern	psi	36	40	44	47	51	54	58	62	65	69	73	76	80	83	87	91	94	98	102	105	109	112	116	120	123	127	131	134
		bar	2.50	2.75	3.00	3.25	3.50	3.75	4.00	4.25	4.50	4.75	5.00	5.25	5.50	5.75	6.00	6.25	6.50	6.75	7.00	7.25	7.50	7.75	8.00	8.25	8.50	8.75	9.00	9.25
8.25R20	XZE	single					2420	2560	2700	2840	2980	3130	3270	3410	3550	3690	3840	3980	4120											
		dual					4570	4840	5110	5380	5650	5920	6190	6460	6720	6990	7260	7530	7800											
9.00R20	16PR	single															3880	4020	4160	4310	4450	4590	4740	4880	5030	5170	5310	5460	5600	
		dual															7340	7610	7880	8150	8430	8700	8970	9240	9510	9780	10060	10330	10600	
10.00R20	XZE 3 R	single											4040	4220	4390	4570	4740	4920	5100	5270	5450	5620	5800	5970	6150					
		dual											7160	7470	7790	8100	8410	8720	9030	9340	9650	9970	10280	10590	10900					
	XZE 2	single											4040	4220	4390	4570	4740	4920	5100	5270	5450	5620	5800	5970	6150					
		dual											7160	7470	7790	8100	8410	8720	9030	9340	9650	9970	10280	10590	10900					
	XZY3 HD	single											4090	4270	4440	4620	4800	4980	5150	5330	5510	5690	5870	6040						
		dual											7250	7560	7880	8190	8510	8820	9140	9450	9770	10080	10400	10710						
	XZY 3	single											4040	4220	4390	4570	4740	4920	5100	5270	5450	5620	5800	5970	6150					
		dual											7160	7470	7790	8100	8410	8720	9030	9340	9650	9970	10280	10590	10900					
	XDY3 HD	single											4090	4270	4440	4620	4800	4980	5150	5330	5510	5690	5870	6040						
		dual											7250	7560	7880	8190	8510	8820	9140	9450	9770	10080	10400	10710						
	XDY 3	single											4040	4220	4390	4570	4740	4920	5100	5270	5450	5620	5800	5970	6150					
		dual											7160	7470	7790	8100	8410	8720	9030	9340	9650	9970	10280	10590	10900					

2 TECHNICAL CHARACTERISTICS 20-24 INCHES

Dimension	Tread Pattern	Category	Type	PR (Ply Rating)	Load / Speed Index	Unique point (3)	Norminal pressure for unique point (bar)	Original tread depth	Nominal load per axle (single) (kg)	Nominal pressure for load (single) (bar)	Nominal load per axle (dual) (kg)	Nominal pressure for load (dual) (bar)	Maximum section width in service (mm)	Maximum diameter in service (mm) (1)	Rolling circumference (mm)	Approved rim(s) ETRTO	Laden section width (mm) (2)	Free section width (mm) (2)	Diameter (mm) (2)	Static laden radius (mm) (2)	Rolling circumference (mm) (2)	Minimum dual spacing (mm) (2)	Recommended rim(s) by MICHELIN	Tube	Flap	Seal
11.00R20	XZE 3 R	2	TT	16	150/146K	150/147J	8.00	12.3	6700	8.00	12000	8.00	297	1104	3367	6.50 - 7.0 - 7.5 7.33 - 8.0	324	295	1081	503	3311	334	8.00	20 P	20x8.50	
	XZE 2	2	TT	16	147/143K			13.8	6150	8.00	10900	8.00	286	1074	3276	6.50 - 7.0 - 7.5 7.33 - 8.0	307	277	1053	490	3211	314	7.50	20 N	20x8.50	
	XZE 2	2	TT	16	150/146K			14.3	6700	8.00	12000	8.00	297	1104	3367	7.33V - 7.5 - 8.0 8.5 - B8.5 - 9.0	329	297	1082	503	3303	336	8.00	20 P	20x8.50	
	XZY 3	3	TT	16	150/146K			17.5	6700	8.00	12000	8.00	297	1104	3367	7.5 - 8.0 - 8.0V 8.5 - 8.50V	330	298	1090	506	3327	337	8.00	20 P	20x8.50	
	XDY 3	3	TT	16	150/146K			20.8	6700	8.00	12000	8.00	297	1104	3367	7.33 - 7.50 - 8.00 8.50 - 9.00	331	300	1096	509	3329	340	8.00	20 P	20x8.50	
12.00R20	XZE 2	2	TT	18	154/150K			15.2	7500	8.50	13400	8.50	319	1146	3495	8.00V - 8.5 8.50V - 9.00V	345	313	1121	521	3420	354	8.50	20 Q	20x8.50	
	XZY 3	3	TT	18	154/150K			18.1	7500	8.50	13400	8.50	319	1146	3495	7.33 - 8.00	348	315	1129	527	3451	357	8.50	20 Q	20x8.50	

• (1) ETRTO rating (standard value, the ETRTO standard rim may be different to the rim recommended by MICHELIN). • (2) MICHELIN rating, value measured on rim recommended by MICHELIN. • (3) Unique point: load capacity/authorized additional speed pair Load variations according to speed do not apply to the unique point.

Table of inflation pressure (bar) in relation to maximum load per axle (kg)

Dimension	Tread pattern	psi	36	40	44	47	51	54	58	62	65	69	73	76	80	83	87	91	94	98	102	105	109	112	116	120	123	127	131	134
		bar	2.50	2.75	3.00	3.25	3.50	3.75	4.00	4.25	4.50	4.75	5.00	5.25	5.50	5.75	6.00	6.25	6.50	6.75	7.00	7.25	7.50	7.75	8.00	8.25	8.50	8.75	9.00	9.25
11.00R20	XZE 3 R	single											4400	4590	4790	4980	5170	5360	5550	5740	5930	6130	6320	6510	6700					
		dual											7890	8230	8570	8910	9260	9600	9940	10290	10630	10970	11310	11660	12000					
	XZE 2	single											4040	4220	4390	4570	4740	4920	5100	5270	5450	5620	5800	5970	6150					
		dual											7160	7470	7790	8100	8410	8720	9030	9340	9650	9970	10280	10590	10900					
	XZE 2	single											4400	4590	4790	4980	5170	5360	510	5740	5930	6130	6320	6510	6700					
		dual											7890	8230	8570	8910	9260	9600	9940	10290	10630	10970	11310	11660	12000					
	XZY 3	single											4400	4590	4790	4980	5170	5360	510	5740	5930	6130	6320	6510	6700					
		dual											7890	8230	8570	8910	9260	9600	9940	10290	10630	10970	11310	11660	12000					
	XDY 3	single											4400	4590	4790	4980	5170	5360	5550	5740	5930	6130	6320	6510	6700					
		dual											7890	8230	8570	8910	9260	9600	9940	10290	10630	10970	11310	11660	12000					
12.00R20	XZE 2	single													5070	5270	5470	5680	5880	6080	6280	6490	6690	6890	7090	7300	7500			
		dual													9050	9420	9780	10140	10500	10860	11230	11590	11950	12310	12680	13040	13400			
	XZY 3	single													5070	5270	5470	5680	5880	6080	6280	6490	6690	6890	7090	7300	7500			
		dual													9050	9420	9780	10140	10500	10860	11230	11590	11950	12310	12680	13040	13400			

2 TECHNICAL CHARACTERISTICS 20-24 INCHES

Dimension	Tread Pattern	Category	Type	PR (Ply Rating)	Load / Speed Index	Unique point (3)	Norminal pressure for unique point (bar)	Original tread depth	Nominal load per axle (single) (kg)	Nominal pressure for load (single) (bar)	Nominal load per axle (dual) (kg)	Nominal pressure for load (dual) (bar)	Maximum section width in service (mm)	Maximum diameter in service (mm) (1)	Rolling circumference (mm)	Approved rim(s) ETRTO	Laden section width (mm) (2)	Free section width (mm) (2)	Diameter (mm) (2)	Static laden radius (mm) (2)	Rolling circumference (mm) (2)	Minimum dual spacing (mm) (2)	Recommended rim(s) by MICHELIN	Tube	Flap	Seal
12.00R20	XZH2 R	3	TL		154/149G	156F	9.00	22.0	7500	8.50	13000	8.50	319	1146	3495	7.33V - 8.0 - 8.0V B8.0 - 8.5 - 8.50V B8.5 - 9.0 - 9.00V	350	319	1140	531	3468	360	8.50		20x8.50	
	XDY 3	3	TT	18	154/150K			21.0	7500	8.50	13400	8.50	319	1158	3532	7.33 - 8.00	351	318	1135	529	3456	361	8.50	20 Q	20x8.50	
325/95R24	X WORKS XZ	3	TL		162/160K			19.0	9500	8.50	18000	8.50	327	1252	3819	8.50	347	311	1223	566	3747	352	8.50		24/25x8.50	
	X WORKS XD	3	TL		162/160K			22.0	9500	8.50	18000	8.50	327	1265	3858	8.50	348	314	1230	570	3760	355	8.50		24/25x8.50	

• (1) ETRTO rating (standard value, the ETRTO standard rim may be different to the rim recommended by MICHELIN). • (2) MICHELIN rating, value measured on rim recommended by MICHELIN. • (3) Unique point: load capacity/authorized additional speed pair Load variations according to speed do not apply to the unique point.

Table of inflation pressure (bar) in relation to maximum load per axle (kg)

Dimension	Tread pattern	psi	36	40	44	47	51	54	58	62	65	69	73	76	80	83	87	91	94	98	102	105	109	112	116	120	123	127	131	134
		bar	2.50	2.75	3.00	3.25	3.50	3.75	4.00	4.25	4.50	4.75	5.00	5.25	5.50	5.75	6.00	6.25	6.50	6.75	7.00	7.25	7.50	7.75	8.00	8.25	8.50	8.75	9.00	9.25
12.00R20	XZH2 R	single										4500	4690	4880	5070	5270	5470	5680	5880	6080	6280	6490	6690	6890	7090	7300	7500			
		dual										7800	8130	8450	8780	9140	9490	9840	10190	10540	10890	11240	11590	11950	12300	12650	13000			
	XDY 3	single													5070	5270	5470	5680	5880	6080	6280	6490	6690	6890	7090	7300	7500			
		dual													9050	9420	9780	10140	10500	10860	11230	11590	11950	12310	12680	13040	13400			
325/95R24	X WORKS XZ	single															6930	7190	7450	7700	7960	8220	8470	8730	8990	9240	9500			
		dual															13140	13620	14110	14590	15080	15570	16050	16540	17030	17510	18000			
	X WORKS XD	single															6930	7190	7450	7700	7960	8220	8470	8730	8990	9240	9500			
		dual															13140	13620	14110	14590	15080	15570	16050	16540	17030	17510	18000			

Dimension	Tread Pattern	Category	Type	PR (Ply Rating)	Load / Speed Index	Unique point (3)	Norminal pressure for unique point (bar)	Original tread depth	Nominal load per axle (single) (kg)	Nominal pressure for load (single) (bar)	Nominal load per axle (dual) (kg)	Nominal pressure for load (dual) (bar)	Maximum section width in service (mm)	Maximum diameter in service (mm) (1)	Rolling circumference (mm)	Approved rim(s) ETRTO	Laden section width (mm) (2)	Free section width (mm) (2)	Diameter (mm) (2)	Static laden radius (mm) (2)	Rolling circumference (mm) (2)	Minimum dual spacing (mm) (2)	Recommended rim(s) by MICHELIN	Tube	Flap	Seal
445/45R19.5	XTA2 ENERGY	1	TL		160J			13.0	9000	9.00						14.00	463	436	903	413	2761		14.00			
445/50R22.5	X ONE LINE D	1	TL	20	LRL			19.2	9250	8.25			463	1036		14.00	464	434	1020	471			14.00			
	X ONE LINE GRIP D	2	TL	20	LRL			21.8	9250	8.25			463	1036		14.00	464	435	1026	473			14.00			
	X ONE LINE ENERGY T	1	TL	20	LRL			10.3	9250	8.25			463	1036		14.00	464	435	1004	465			14.00			
	X ONE MULTI ENERGY T	2	TL	20	LRL			12.9	9250	8.25			463	1036		14.00	458	433	1008	467			14.00			
385/55R22.5	XFA2 ENERGY	1	TL		158L	160J	9.00	13.0	8500	9.00			401	1012	3087	11.75	474	442	1071	495	3252		14.00			
	X MULTI T	2	TL		160K	158L	8.50	13.0	9000	9.00			401	1012	3087	11.75	406	378	998	460	3068		11.75			
	X MULTI T2	2	TL		160K	158L	9.00	14.9	4500	9.00			401	1012	3087	11.75 - 12.25	410	381	1001	461	3071		11.75			
	X LINE ENERGY T	1	TL		160K	158L	9.00	11.3	4500	9.00			401	1012	3087	11.75 - 12.25	403	376	996	458	3060		11.75			
455/55R22.5	X ONE XZY3	3	TL		LRM			10.3	10600	9.00						14.00	480	452	1065	492	3245		14.00			
	X ONE XZU S	5	TL		LRM			18.7	10600	9.00						14.00	480	452	1095	492	3245		14.00			
	X ONE XDN2	2	TL		LRL			21.6	10000	9.00						14.00		497	1076				14.00			
	X ONE LINE GRIP D	2	TL	20	164L			21.8	1000	8.30			470	1092		14.00	474	442	1071	495	3252		14.00			
	X ONE MULTI ENERGY T	2	TL		LRL			12.8	10000	9.00						14.00		490	1058				14.00			

• (1) ETRTO rating (standard value, the ETRTO standard rim may be different to the rim recommended by MICHELIN). • (2) MICHELIN rating, value measured on rim recommended by MICHELIN. • (3) Unique point: load capacity/authorized additional speed pair Load variations according to speed do not apply to the unique point.

Table of inflation pressure (bar) in relation to maximum load per axle (kg)

Dimension	Tread pattern	psi	36	40	44	47	51	54	58	62	65	69	73	76	80	83	87	91	94	98	102	105	109	112	116	120	123	127	131
		bar	2.50	2.75	3.00	3.25	3.50	3.75	4.00	4.25	4.50	4.75	5.00	5.25	5.50	5.75	6.00	6.25	6.50	6.75	7.00	7.25	7.50	7.75	8.00	8.25	8.50	8.75	9.00
445/45R19.5	XTA2 ENERGY	single															6230	6460	6690	6920	7150	7380	7620	7850	8080	8310	8540	8770	9000
445/50R22.5	X ONE LINE D	single												6300	6640	6420	6699	6978	7257	7536	7816	8240	8374	8653	8932	9250			
	X ONE LINE GRIP D	single												6300	6640	6420	6699	6978	7257	7536	7816	8240	8374	8653	8932	9250			
	X ONE LINE ENERGY T	single												6300	6640	6420	6699	6978	7257	7536	7816	8240	8374	8653	8932	9250			
	X ONE MULTI ENERGY T	single												6300	6640	6420	6699	6978	7257	7536	7816	8240	8374	8653	8932	9250			
385/55R22.5	XFA2 ENERGY	single															6230	6460	6690	6920	7150	7380	7620	7850	8080	8310	8540	8770	9000
	X MULTI T	single															6230	6460	6690	6920	7150	7380	7620	7850	8080	8310	8540	8770	9000
	X MULTI T2	single															6230	6460	6690	6920	7150	7380	7620	7850	8080	8310	8540	8770	9000
	X LINE ENERGY T	single															6230	6460	6690	6920	7150	7380	7620	7850	8080	8310	8540	8770	9000
455/55R22.5	X ONE XZY3	single															7626	7904	8220	8497	8653	8900	9128	9433	9701	10000	10121	10419	10600
	X ONE XZU S	single															7626	7904	8220	8497	8653	8900	9128	9433	9701	10000	10121	10419	10600
	X ONE XDN2	single												6800	7160	7462	7697	7935	8155	8469	8688	8911	9145	9450	9663	10000			
	X ONE LINE GRIP D	single												6800	7160	7462	7697	7935	8155	8469	8688	8911	9145	9450	9663	10000			
	X ONE MULTI ENERGY T	single												6800	7160	7462	7697	7935	8155	8469	8688	8911	9145	9450	9663	10000			

Dimension	Tread Pattern	Category	Type	PR (Ply Rating)	Load / Speed Index	Unique point (3)	Norminal pressure for unique point (bar)	Original tread depth	Nominal load per axle (single) (kg)	Nominal pressure for load (single) (bar)	Nominal load per axle (dual) (kg)	Nominal pressure for load (dual) (bar)	Maximum section width in service (mm)	Maximum diameter in service (mm) (1)	Rolling circumference (mm)	Approved rim(s) ETRTO	Laden section width (mm) (2)	Free section width (mm) (2)	Diameter (mm) (2)	Static laden radius (mm) (2)	Rolling circumference (mm) (2)	Minimum dual spacing (mm) (2)	Recommended rim(s) by MICHELIN	Tube	Flap	Seal
385/65R22.5	X MULTI F	2	TL		158L	160K	9.00	12.5	8500	8.50			405	1092	3331	11.75	404	376	1073	497	3288		11.75			
	X LINE ENERGY F	1	TL		160K	158L	9.00	12.0	9000	9.00			405	1092	3331	11.75	405	376	1066	495	3270		11.75			
	XFE	2	TL		160K			16.3	9000	9.00			405	1092	3331	11.75	404	379	1072	499	3270		11.75			
	XFN 2	2	TL		158/L	160J	9.00	15.4	8500	8.50			405	1103	3364	11.75 - 12.25	409	380	1074	498	3274		11.75			
	X MULTIWAY HD XZE	2	TL		164K			15.3	10000	9.00			405	1103	3364	11.75	414	384	1078	497	3309		11.75			
	XZY 3	3	TL		160K	158L	8.50	17.7	9000	9.00			405	1092	3331	11.75 - 12.25	409	379	1078	499	3280		11.75			
	X LINE ENERGY T	1	TL		160K	158L	8.50	12.4	9000	9.00			405	1103	3364	11.75	406	377	1066	494	3272		11.75			
	X MULTI T	2	TL		160K	158L	8.50	15.3	9000	9.00			405	1103	3364	11.75	403	377	1070	496	3286		11.75			
	X ENERGY SAVERGREEN XT	1	TL		160J	158L	8.50	16.0	9000	9.00			389	1072	3270	11.75	407	376	1072	498	3286		11.75			
	XTE 3	2	TL		160J	158L	8.50	17.3	9000	9.00			389	1092	3331	11.75	407	378	1074	497	3292		11.75			
425/65R22.5	XZY 3	3	TL	20	165K			18.1	10300	8.50			430	1157	3529	13.00 - 14.00	453	421	1136	523	3460		13.00			
	XTE2	2	TL	20	165K			16.3	10300	8.50			447	1046	3190	13.00 - 14.00	449	421	1130	522	3440		13.00			
445/65R22.5	XZY 3	3	TL		169K			18.5	11600	9.00			472	1174	3581	14.00	486	451	1164	536	3540		14.00			
	XTE2	2	TL	20	169K			16.8	11600	9.00			472	1174	3581	14.00	481	451	1158	534	3520		14.00			

• (1) ETRTO rating (standard value, the ETRTO standard rim may be different to the rim recommended by MICHELIN). • (2) MICHELIN rating, value measured on rim recommended by MICHELIN. • (3) Unique point: load capacity/authorized additional speed pair Load variations according to speed do not apply to the unique point.

Table of inflation pressure (bar) in relation to maximum load per axle (kg)

Dimension	Tread pattern	psi	36	40	44	47	51	54	58	62	65	69	73	76	80	83	87	91	94	98	102	105	109	112	116	120	123	127	131
		bar	2.50	2.75	3.00	3.25	3.50	3.75	4.00	4.25	4.50	4.75	5.00	5.25	5.50	5.75	6.00	6.25	6.50	6.75	7.00	7.25	7.50	7.75	8.00	8.25	8.50	8.75	9.00
385/65R22.5	X MULTI F	single															6200	6430	6660	6890	7120	7350	7580	7810	8040	8270	8500		
	X LINE ENERGY F	single															6230	6460	6690	6920	7150	7380	7620	7850	8080	8310	8540	8770	9000
	XFE	single															6230	6460	6690	6920	7150	7380	7620	7850	8080	8310	8540	8770	9000
	XFN 2	single													5740	5970	6200	6430	6660	6890	7120	7350	7580	7810	8040	8270	8500		
	X MULTIWAY HD XZE	single															6920	7180	7440	7690	7950	8210	8460	8720	8970	9230	9490	9740	10000
	XZY 3	single															6230	6460	6690	6920	7150	7380	7620	7850	8080	8310	8540	8770	9000
	X LINE ENERGY T	single															6230	6460	6690	6920	7150	7380	7620	7850	8080	8310	8540	8770	9000
	X MULTI T	single															6230	6460	6690	6920	7150	7380	7620	7850	8080	8310	8540	8770	9000
	X ENERGY SAVERGREEN XT	single															6230	6460	6690	6920	7150	7380	7620	7850	8080	8310	8540	8770	9000
	XTE 3	single															6230	6460	6690	6920	7150	7380	7620	7850	8080	8310	8540	8770	9000
425/65R22.5	XZY 3	single															7520	7790	8070	8350	8630	8910	9190	9460	9740	10020	10300		
	XTE2	single													6960	7240	7520	7790	8070	8350	8630	8910	9190	9460	9740	10020	10300		
445/65R22.5	XZY 3	single															8030	8330	8630	8920	9220	9520	9820	10110	10410	10710	11010	11300	11600
	XTE2	single															8030	8330	8630	8920	9220	9520	9820	10110	10410	10710	11010	11300	11600

2 TECHNICAL CHARACTERISTICS 22.5 INCHES

Dimension	Tread Pattern	Category	Type	PR (Ply Rating)	Load / Speed Index	Unique point (3)	Norminal pressure for unique point (bar)	Original tread depth	Nominal load per axle (single) (kg)	Nominal pressure for load (single) (bar)	Nominal load per axle (dual) (kg)	Nominal pressure for load (dual) (bar)	Maximum section width in service (mm)	Maximum diameter in service (mm) (1)	Rolling circumference (mm)	Approved rim(s) ETRTO	Laden section width (mm) (2)	Free section width (mm) (2)	Diameter (mm) (2)	Static laden radius (mm) (2)	Rolling circumference (mm) (2)	Minimum dual spacing (mm) (2)	Recommended rim(s) by MICHELIN	Tube	Flap	Seal
9R22.5	XZA	6	TL		133/131L			13.0	4120	6.50	7800	6.50	239	986	3007	6.00 - 6.75	245	222	965	450	2950	251	6.00			
	XZY	3	TL		133/131K			13.8	4120	6.50	7800	6.50	239	986	3007	6.00 - 6.75	246	219	969	450	2960	248	6.00			
10R22.5	XZA	2	TL		144/142L			15.0	5600	8.00	10600	8.00	264	1038	3166	6.75 - 7.50	270	245	1014	473	3100	277	6.75			
	XZY	3	TL		144/142K			13.9	5600	8.00	10600	8.00	264	1038	3166	6.75 - 7.50	271	244	1017	473	3110	276	6.75			
11R22.5	X MULTI Z	2	TL	16	148/145L			13.8	6300	8.00	11600	8.00	290	1070	3264	7.50 - 8.25	302	281	1048	492	3267	314	8.25			
	X MULTI Z2	2	TL	16	148/145L			14.5	6300	8.50	11600	8.50	290	1070	3264	7.50 - 8.25	299	272	1044	488	3200		7.50			
	X INCITY Z	5	TL	16	148/145J	151/148E	8.30	16.0	6300	8.30	11600	8.30	290	1070	3264	7.50 - 8.25	308	282	1054	492	3221	320	8.25			
	X COACH ENERGY Z	8	TL		148/145M			13.8	6300	8.00	11600	8.00	290	1070	3264	7.50 - 8.25	302	281	1048	492	3267	314	8.25			
	XZA 2+ ENERGY	1	TL		148/145M			14.7	6300	8.00	11600	8.00	290	1070	3264	7.50 - 8.25	299	267	1056	489	3228	302	7.50			
	XJE4 MIX ENERGY	1	TL	16	148/145L			14.3	6300	8.00	11600	8.00	279	1037	3163	7.50 - 8.25	304	275	1048	486	3198	311	7.50			
	XJW4+	2	TL	16	148/145L			16.3	6300	8.00	11600	8.00	279	1037	3163	7.50 - 8.25	303	275	1054	490	3220	311	7.50			
	XZE2+	2	TL	16	148/145L			15.2	6300	8.00	11600	8.00	290	1070	3264	7.50 - 8.25	303	273	1055	490	3225	309	7.50			

• (1) ETRTO rating (standard value, the ETRTO standard rim may be different to the rim recommended by MICHELIN). • (2) MICHELIN rating, value measured on rim recommended by MICHELIN. • (3) Unique point: load capacity/authorized additional speed pair Load variations according to speed do not apply to the unique point.

Table of inflation pressure (bar) in relation to maximum load per axle (kg)

Dimension	Tread pattern	psi	36	40	44	47	51	54	58	62	65	69	73	76	80	83	87	91	94	98	102	105	109	112	116	120	123	127	131
		bar	2.50	2.75	3.00	3.25	3.50	3.75	4.00	4.25	4.50	4.75	5.00	5.25	5.50	5.75	6.00	6.25	6.50	6.75	7.00	7.25	7.50	7.75	8.00	8.25	8.50	8.75	9.00
9R22.5	XZA	single					2420	2560	2700	2840	2980	3130	3270	3410	3550	3690	3840	3980	4120										
		dual					4570	4840	5110	5380	5650	5920	6190	6460	6720	6990	7260	7530	7800										
	XZY	single					2420	2560	2700	2840	2980	3130	3270	3410	3550	3690	3840	3980	4120										
		dual					4570	4840	5110	5380	5650	5920	6190	6460	6720	6990	7260	7530	7800										
10R22.5	XZA	single											3680	3840	4000	4160	4320	4480	4640	4800	4960	5120	5280	5440	5600				
		dual											6970	7270	7570	7870	8180	8480	8780	9090	9390	9690	9990	10300	10600				
	XZY	single											3680	3840	4000	4160	4320	4480	4640	4800	4960	5120	5280	5440	5600				
		dual											6970	7270	7570	7870	8180	8480	8780	9090	9390	9690	9990	10300	10600				
11R22.5	X MULTI Z	single											4140	4320	4500	4680	4860	5040	5220	5400	5580	5760	5940	6120	6300				
		dual											7620	7950	8290	8620	8950	9280	9610	9940	10270	10610	10940	11270	11600				
	X MULTI Z2	single											3920	4070	4230	4400	4570	4750	4920	5100	5280	5460	5620	5780	5930	6110	6300		
		dual											7250	7560	7870	8180	8500	8810	9120	9430	9750	10060	10360	10670	10980	11290	11600		
	X INCITY Z	single												4180	4350	4520	4700	4870	5050	5220	5400	5570	5740	5920	6090	6270			
		dual												7690	8010	8330	8650	8970	9290	9610	9930	10250	10570	10900	11220	11540			
	X COACH ENERGY Z	single											4140	4320	4500	4680	4860	5040	5220	5400	5580	5760	5940	6120	6300				
		dual											7620	7950	8290	8620	8950	9280	9610	9940	10270	10610	10940	11270	11600				
	XZA 2+ ENERGY	single											4140	4320	4500	4680	4860	5040	5220	5400	5580	5760	5940	6120	6300				
		dual											7620	7950	8290	8620	8950	9280	9610	9940	10270	10610	10940	11270	11600				
	XJE4 MIX ENERGY	single											4140	4320	4500	4680	4860	5040	5220	5400	5580	5760	5940	6120	6300				
		dual											7620	7950	8290	8620	8950	9280	9610	9940	10270	10610	10940	11270	11600				
	XJW4+	single											4140	4320	4500	4680	4860	5040	5220	5400	5580	5760	5940	6120	6300				
		dual											7620	7950	8290	8620	8950	9280	9610	9940	10270	10610	10940	11270	11600				
	XZE2+	single											4140	4320	4500	4680	4860	5040	5220	5400	5580	5760	5940	6120	6300				
		dual											7620	7950	8290	8620	8950	9280	9610	9940	10270	10610	10940	11270	11600				

Dimension	Tread Pattern	Category	Type	PR (Ply Rating)	Load / Speed Index	Unique point (3)	Norminal pressure for unique point (bar)	Original tread depth	Nominal load per axle (single) (kg)	Nominal pressure for load (single) (bar)	Nominal load per axle (dual) (kg)	Nominal pressure for load (dual) (bar)	Maximum section width in service (mm)	Maximum diameter in service (mm) (1)	Rolling circumference (mm)	Approved rim(s) ETRTO	Laden section width (mm) (2)	Free section width (mm) (2)	Diameter (mm) (2)	Static laden radius (mm) (2)	Rolling circumference (mm) (2)	Minimum dual spacing (mm) (2)	Recommended rim(s) by MICHELIN	Tube	Flap	Seal
11R22.5	XZY 3	3	TL	16	148/145K			19.0	6300	8.00	11600	8.00	290	1070	3264	7.50	303	275	1060	493	3236	311	7.50			
	XZY 2	3	TL	16	148/145K			18.2	6300	8.00	11600	8.00	290	1070	3264	7.50 - 8.25	305	280	1059	492	3230	316	7.50			
	XZU3+	5	TL	16	148/145J	151/148E	8.00	19.7	6300	8.00	11600	8.00	290	1070	3264	7.50 - 8.25	303	275	1065	495	3227	311	7.50			
	XJS WINTER GRIP+	2	TL	16	148/145J			18.9	6300	8.00	11600	8.00	290	1070	3264	7.50 - 8.25	298	270	1060	493	3240	305	7.50			
	X MULTI D	2	TL	16	148/145L			21.5	6300	8.00	11600	8.00	290	1070	3264	7.50 - 8.25	297	268	1066	496	3234	303	7.50			
	X MULTI D+	2	TL	16	148/145L			23.5	6300	8.30	11600	8.30	290	1070	3264	7.50 - 8.25	314	284	1067	498	3233	321	8.25			
	XDE M/S*	2	TL	16	LRH			28.0	6000	8.25	10900	8.25	290	1070	3264	7.50 - 8.25	308	285		493	3238	318	8.25, 7.50			
	XDY 3	3	TL	16	148/145K			21.5	6300	8.00	11600	8.00	290	1070	3264	7.50 - 8.25	306	277	1065	496	3250	314	7.50			
	XDW ICE GRIP	2	TL	16				19.0	6300	8.00	11600	8.00	290	1070	3264	7.50 - 8.25	309	279	1055	491	3220	315	7.50			
	X MULTI T	2	TL	16	148/145L	152/148J	8.30	13.5	6300	8.30	11600	8.30	290	1070	3264	7.50 - 8.25	301	272	1048	487	3206	308	8.25			
	XTE2	2	TL	14	142/142J			13.7	5300	8.00	10600	8.00	269	1064	3245	7.50 - 8.25	293	268	1050	492	3216	303	7.50			

• (1) ETRTO rating (standard value, the ETRTO standard rim may be different to the rim recommended by MICHELIN). • (2) MICHELIN rating, value measured on rim recommended by MICHELIN. • (3) Unique point: load capacity/authorized additional speed pair Load variations according to speed do not apply to the unique point.

Table of inflation pressure (bar) in relation to maximum load per axle (kg)

Dimension	Tread pattern	psi	36	40	44	47	51	54	58	62	65	69	73	76	80	83	87	91	94	98	102	105	109	112	116	120	123	127	131
		bar	2.50	2.75	3.00	3.25	3.50	3.75	4.00	4.25	4.50	4.75	5.00	5.25	5.50	5.75	6.00	6.25	6.50	6.75	7.00	7.25	7.50	7.75	8.00	8.25	8.50	8.75	9.00
11R22.5	XZY 3	single											4140	4320	4500	4680	4860	5040	5220	5400	5580	5760	5940	6120	6300				
		dual											7620	7950	8290	8620	8950	9280	9610	9940	10270	10610	10940	11270	11600				
	XZY 2	single											4140	4320	4500	4680	4860	5040	5220	5400	5580	5760	5940	6120	6300				
		dual											7620	7950	8290	8620	8950	9280	9610	9940	10270	10610	10940	11270	11600				
	XZU3+	single											4140	4320	4500	4680	4860	5040	5220	5400	5580	5760	5490	6120	6300				
		dual											7620	7950	8290	8620	8950	9280	9610	9940	10270	10610	10940	11270	11600				
	XJS WINTER GRIP+	single											4140	4320	4500	4680	4860	5040	5220	5400	5580	5760	5490	6120	6300				
		dual											7620	7950	8290	8620	8950	9280	9610	9940	10270	10610	10940	11270	11600				
	X MULTI D	single											4140	4320	4500	4680	4860	5040	5220	5400	5580	5760	5940	6120	6300				
		dual											7620	7950	8290	8620	8950	9280	9610	9940	10270	10610	10940	11270	11600				
	X MULTI D+	single											4140	4320	4500	4680	4860	5040	5220	5400	5580	5760	5940	6120	6300				
		dual											7620	7950	8290	8620	8950	9280	9610	9940	10270	10610	10940	11270	11600				
	XDE M/S*	single												4360	4520	4650	4840	5040	5200	5320	5480	5600	5710	5790	5900	6000			
		dual												8380	8640	8850	9170	9520	9840	10080	10380	10600	10690	10760	10850	10900			
	XDY 3	single											4140	4320	4500	4680	4860	5040	5220	5400	5580	5760	5940	6120	6300				
		dual											7620	7950	8290	8620	8950	9280	9610	9940	10270	10610	10940	11270	11600				
	XDW ICE GRIP	single											4140	4320	4500	4680	4860	5040	5220	5400	5580	5760	5940	6120	6300				
		dual											7620	7950	8290	8620	8950	9280	9610	9940	10270	10610	10940	11270	11600				
	X MULTI T	single										3820	4010	4150	4340	4480	4700	4870	5050	5220	5400	5570	5740	5920	6090	6270			
		dual										7050	7410	7670	8030	8290	8650	8970	9290	9610	9930	10250	10570	10900	11220	11540			
	XTE2	single											3480	3630	3790	3940	4090	4240	4390	4540	4690	4850	5000	5150	5300				
		dual											6970	7270	7570	7870	8180	8480	8780	9090	9390	9690	9990	10300	10600				

Dimension	Tread Pattern	Category	Type	PR (Ply Rating)	Load / Speed Index	Unique point (3)	Norminal pressure for unique point (bar)	Original tread depth	Nominal load per axle (single) (kg)	Nominal pressure for load (single) (bar)	Nominal load per axle (dual) (kg)	Nominal pressure for load (dual) (bar)	Maximum section width in service (mm)	Maximum diameter in service (mm) (1)	Rolling circumference (mm)	Approved rim(s) ETRTO	Laden section width (mm) (2)	Free section width (mm) (2)	Diameter (mm) (2)	Static laden radius (mm) (2)	Rolling circumference (mm) (2)	Minimum dual spacing (mm) (2)	Recommended rim(s) by MICHELIN	Tube	Flap	Seal
12R22.5	X LINE ENERGY Z	1	TL	18	152/149L			15.6	7100	8.50	13000	8.50	312	1104	3367	8.25 - 9.00	317	287	1084	503	3312	329	8.25			
	X MULTI Z	2	TL	18	152/149L			14.5	7100	8.50	13000	8.50	312	1104	3367	8.25 - 9.00	323	296	1082	505	3314	338	8.25			
	X WORKS XZY	3	TL	16	152/149K			18.5	7100	8.50	13000	8.50	312	1104	3367	8.25 - 9.00	323	290	1092	507	3334	328	8.25			
	XZE2+	2	TL	18	152/149L			15.5	7100	8.50	13000	8.50	312	1104	3367	8.25 - 9.00	318	287	1085	504	3310	325	8.25			
	XZY 2	3	TL	16	152/148K			18.2	7100	8.50	12600	8.50	312	1104	3367	8.25 - 9.00	328	291	1092	507	3330	329	8.25			
	X WORKS XDY	3	TL	16	152/149K			23.2	7100	8.50	13000	8.50	312	1104	3367	8.25 - 9.00	322	292	1096	511	3350	330	8.25			
	XDE2+	2	TL	18	152/149L			23.2	7100	8.50	13000	8.50	312	1104	3367	8.25 - 9.00	319	288	1094	510	3340	326	8.25			
	XDE2+	2	TL	16	152/148L			23.2	7100	8.50	12600	8.50	312	1104	3367	8.25 - 9.00	320	288	1094	510	3340	326	8.25			
	XDY 3	3	TL	16	152/148K			22.3	7100	8.50	12600	8.50	312	1104	3367	8.25 - 9.00	320	290	1097	510	3350	328	8.25			

• (1) ETRTO rating (standard value, the ETRTO standard rim may be different to the rim recommended by MICHELIN). • (2) MICHELIN rating, value measured on rim recommended by MICHELIN. • (3) Unique point: load capacity/authorized additional speed pair Load variations according to speed do not apply to the unique point.

Table of inflation pressure (bar) in relation to maximum load per axle (kg)

Dimension	Tread pattern	psi	36	40	44	47	51	54	58	62	65	69	73	76	80	83	87	91	94	98	102	105	109	112	116	120	123	127	131
		bar	2.50	2.75	3.00	3.25	3.50	3.75	4.00	4.25	4.50	4.75	5.00	5.25	5.50	5.75	6.00	6.25	6.50	6.75	7.00	7.25	7.50	7.75	8.00	8.25	8.50	8.75	9.00
12R22.5	X LINE ENERGY Z	single													4800	4990	5180	5370	5560	5760	5950	6140	6330	6520	6720	6910	7100		
		dual													8780	9140	9490	9840	10190	10540	10890	11240	11590	11950	12300	12650	13000		
	X MULTI Z	single													4800	4990	5180	5370	5560	5760	5950	6140	6330	6520	6720	6910	7100		
		dual													8780	9140	9490	9840	10190	10540	10890	11240	11590	11950	12300	12650	13000		
	X WORKS XZY	single													4800	4990	5180	5370	5560	5760	5950	6140	6330	6520	6720	6910	7100		
		dual													8780	9140	9490	9840	10190	10540	10890	11240	11590	11950	12300	12650	13000		
	XZE2+	single													4800	4990	5180	5370	5560	5760	5950	6140	6330	6520	6720	6910	7100		
		dual													8780	9140	9490	9840	10190	10540	10890	11240	11590	11950	12300	12650	13000		
	XZY 2	single													4800	4990	5180	5370	5560	5760	5950	6140	6330	6520	6720	6910	7100		
		dual													8510	8850	9190	9540	9880	10220	10560	10900	11240	11580	11920	12260	12600		
	X WORKS XDY	single													4800	4990	5180	5370	5560	5760	5950	6140	6330	6520	6720	6910	7100		
		dual													8780	9140	9490	9840	10190	10540	10890	11240	11590	11950	12300	12650	13000		
	XDE2+	single													4800	4990	5180	5370	5560	5760	5950	6140	6330	6520	6720	6910	7100		
		dual													8780	9140	9490	9840	10190	10540	10890	11240	11590	11950	12300	12650	13000		
	XDE2+	single													4800	4990	5180	5370	5560	5760	5950	6140	6330	6520	6720	6910	7100		
		dual													8510	8850	9190	9540	9880	10220	10560	10900	11240	11580	11920	12260	12600		
	XDY 3	single													4800	4990	5180	5370	5560	5760	5950	6140	6330	6520	6720	6910	7100		
		dual													8510	8850	9190	9540	9880	10220	10560	10900	11240	11580	11920	12260	12600		

Dimension	Tread Pattern	Category	Type	PR (Ply Rating)	Load / Speed Index	Unique point (3)	Norminal pressure for unique point (bar)	Original tread depth	Nominal load per axle (single) (kg)	Nominal pressure for load (single) (bar)	Nominal load per axle (dual) (kg)	Nominal pressure for load (dual) (bar)	Maximum section width in service (mm)	Maximum diameter in service (mm) (1)	Rolling circumference (mm)	Approved rim(s) ETRTO	Laden section width (mm) (2)	Free section width (mm) (2)	Diameter (mm) (2)	Static laden radius (mm) (2)	Rolling circumference (mm) (2)	Minimum dual spacing (mm) (2)	Recommended rim(s) by MICHELIN	Tube	Flap	Seal
13R22.5	X WORKS HD Z	3	TL	18	156/151K	158/152G	9.00	17.0	8000	8.75	13800	8.75	320	1158	3532	9.00 - 9.75	340	307	1122	523	3425	349	9.00			
	WORKS XZY	3	TL	18	156/150K			18.0	8000	8.75	13400	8.75	320	1158	3532	9.00 - 9.75	309	309	1122	520	3425	349	9.00			
	XZE 2	2	TL	18	156/150L			16.0	8000	8.50	13400	8.50	326	1146	3495	9.00 - 9.75	344	310	1122	519	3420	351	9.00			
	XZH2 R	3	TL	18	154/150G	156/150F	9.00	22.0	7500	8.00	13400	8.00	326	1146	3495	9.00 - 9.75	347	317	1135	528	3456	359	9.00			
	X WORKS HD D	3	TL	18	156/151K	158/152G	9.00	21.8	8000	8.75	13800	8.75	320	1158	3532	9.00 - 9.75	343	306	1129	524	3430	349	9.00			
	X WORKS XDY	3	TL	18	156/150K			22.5	8000	8.75	13400	8.75	320	1158	3532	9.00 - 9.75	341	308	1130	525	3430	349	9.00			
	XDY 3	3	TL	18	154/150K	156G	8.50	23.6	7500	8.00	13400	8.00	326	1146	3495	9.00 - 9.75	343	310	1136	527	3465	351	9.00			
295/60R22.5	XZA2 ENERGY	1	TL		150/147K	149/146L	8.50	12.5	6700	9.00	12300	9.00	304	940	2867	9.00 - 9.75	311	290	918	424	2800	330	9.00			
	XDA 2+ ENERGY	1	TL		150/147K	149/146L	9.00	18.2	6700	9.00	12300	9.00	304	940	2867	9.00 - 9.75	312	289	928	429	2830	330	9.00			
	X MULTIWAY XD	2	TL		150/147K	149/146L	9.00	18.2	6700	9.00	12300	9.00	304	948	2891	9.00 - 9.75	312	289	927	430	2809	330	9.00			

• (1) ETRTO rating (standard value, the ETRTO standard rim may be different to the rim recommended by MICHELIN). • (2) MICHELIN rating, value measured on rim recommended by MICHELIN. • (3) Unique point: load capacity/authorized additional speed pair Load variations according to speed do not apply to the unique point.

Table of inflation pressure (bar) in relation to maximum load per axle (kg)

Dimension	Tread pattern	psi	36	40	44	47	51	54	58	62	65	69	73	76	80	83	87	91	94	98	102	105	109	112	116	120	123	127	131
		bar	2.50	2.75	3.00	3.25	3.50	3.75	4.00	4.25	4.50	4.75	5.00	5.25	5.50	5.75	6.00	6.25	6.50	6.75	7.00	7.25	7.50	7.75	8.00	8.25	8.50	8.75	9.00
13R22.5	X WORKS HD Z	single															5680	5890	6110	6320	6530	6740	6950	7160	7370	7580	7790	8000	
		dual															9810	10170	10530	10890	11260	11620	11980	12350	12710	13070	13440	13800	
	WORKS XZY	single															5680	5890	6110	6320	6530	6740	6950	7160	7370	7580	7790	8000	
		dual															9520	9870	10230	10580	10930	11280	11640	11990	12340	12690	13050	13400	
	XZE 2	single																	6270	6485	6700	6920	7140	7350	7570	7780	8000		
		dual																	10500	10865	11230	11590	11950	12310	12680	13040	13400		
	XZH2 R	single											4930	5140	5360	5570	5790	6000	6210	6430	6640	6860	7070	7290	7500				
		dual											8810	9190	9570	9950	10340	10720	11100	11490	11870	12250	12630	13020	13400				
	X WORKS HD D	single															5680	5890	6110	6320	6530	6740	6950	7160	7370	7580	7790	8000	
		dual															9810	10170	10530	10890	11260	11620	11980	12350	12710	13070	13440	13800	
	X WORKS XDY	single															5680	5890	6110	6320	6530	6740	6950	7160	7370	7580	7790	8000	
		dual															9520	9870	10230	10580	10930	11280	11640	11990	12340	12690	13050	13400	
	XDY 3	single											4930	5140	5360	5570	5790	6000	6210	6430	6640	6860	7070	7290	7500				
		dual											8810	9190	9570	9950	10340	10720	11100	11490	11870	12250	12630	13020	13400				
295/60R22.5	XZA2 ENERGY	single															4640	4810	4980	5150	5330	5500	5670	5840	6010	6180	6360	6530	6700
		dual															8520	8830	9150	9460	9780	10090	10410	10720	11040	11350	11670	11980	12300
	XDA 2+ ENERGY	single															4640	4810	4980	5150	5330	5500	5670	5840	6010	6180	6360	6530	6700
		dual															8520	8830	9150	9460	9780	10090	10410	10720	11040	11350	11670	11980	12300
	X MULTIWAY XD	single															4640	4810	4980	5150	5330	5500	5670	5840	6010	6180	6360	6530	6700
		dual															8520	8830	9150	6460	9780	10090	10410	10720	11040	11350	11670	11980	12300

Dimension	Tread Pattern	Category	Type	PR (Ply Rating)	Load / Speed Index	Unique point (3)	Norminal pressure for unique point (bar)	Original tread depth	Nominal load per axle (single) (kg)	Nominal pressure for load (single) (bar)	Nominal load per axle (dual) (kg)	Nominal pressure for load (dual) (bar)	Maximum section width in service (mm)	Maximum diameter in service (mm) (1)	Rolling circumference (mm)	Approved rim(s) ETRTO	Laden section width (mm) (2)	Free section width (mm) (2)	Diameter (mm) (2)	Static laden radius (mm) (2)	Rolling circumference (mm) (2)	Minimum dual spacing (mm) (2)	Recommended rim(s) by MICHELIN	Tube	Flap	Seal
315/60R22.5	XZA2 ENERGY	1	TL		152/148L			12.5	7100	9.00	12600	8.50	326	966	2946	9.00 - 9.75	335	314	952	441	2900	350	9.00			
	XDA 2+ ENERGY	1	TL		152/148L			19.0	7100	9.00	12600	8.50	326	966	2946	9.00 - 9.75	337	313	964	447	2940	350	9.00			
255/70R22.5	XZA	1	TL		140/137M	140L	8.50	13.0	5000	8.00	9200	8.00	265	944	2879	6.75 - 7.50 - 8.25	271	248	930	433	2841	281	6.75			
	XZE*	2	TL		LRH			14.3	5000	8.25	9200	8.25	265	944	2879	6.75 - 7.50 - 8.25	280	260	932	437	2856	295	7.50			
275/70R22.5	X MULTI Z	2	TL	18	148/145L	149/146K	9.00	14.0	6300	9.00	11600	9.00	287	974	2971	7.50 - 8.25	302	278	959	448	2942	311	7.50			
	X INCITY Z	5	TL	18	148/145J	152/148E		16.0	6300	9.00	11600	9.00	287	974	2971	7.50 - 8.25	299	276	962	448	2933	303	7.50			
	XZE2+	2	TL	18	148/145M			15.0	6300	9.00	11600	9.00	287	974	2971	7.50 - 8.25	299	276	966	448	2950	312	7.50			
	XJW4+	2	TL		148/145L			16.3	6300	9.00	11600	8.50	287	974	2971	7.50 - 8.25 - 9.00	298	276	969	450	2960	312	7.50			
	X MULTI D	2	TL	18	148/145L	149/146K	9.00	15.0	6300	9.00	11600	9.00	287	974	2971	7.50 - 8.25	298	274	958	446	2929	310	7.50			
	XDE2+	2	TL	16	148/145M			18.5	6300	9.00	11600	9.00	287	974	2971	7.50 - 8.25	299	275	973	454	2970	311	7.50			

• (1) ETRTO rating (standard value, the ETRTO standard rim may be different to the rim recommended by MICHELIN). • (2) MICHELIN rating, value measured on rim recommended by MICHELIN. • (3) Unique point: load capacity/authorized additional speed pair Load variations according to speed do not apply to the unique point.

Table of inflation pressure (bar) in relation to maximum load per axle (kg)

Dimension	Tread pattern	psi	36	40	44	47	51	54	58	62	65	69	73	76	80	83	87	91	94	98	102	105	109	112	116	120	123	127	131
		bar	2.50	2.75	3.00	3.25	3.50	3.75	4.00	4.25	4.50	4.75	5.00	5.25	5.50	5.75	6.00	6.25	6.50	6.75	7.00	7.25	7.50	7.75	8.00	8.25	8.50	8.75	9.00
315/60R22.5	XZA2 ENERGY	single															4920	5100	5280	5460	5640	5830	6010	6190	6370	6550	6740	6920	7100
		dual															9190	9540	9880	10220	10560	10900	11240	11580	11920	12260	12600		
	XDA 2+ ENERGY	single															4920	5100	5280	5460	5640	5830	6010	6190	6370	6550	6740	6920	7100
		dual															9190	9540	9880	10220	10560	10900	11240	11580	11920	12260	12600		
255/70R22.5	XZA	single											3290	3430	3570	3710	3860	4000	4140	4290	4430	4570	4710	4860	5000				
		dual											6050	6310	6570	6830	7100	7360	7620	7890	8150	8410	8670	8940	9200				
	XZE*	single													3800	3910	4020	4130	4240	4360	4480	4600	4700	4800	4900	5000			
		dual													7200	7400	7600	7800	8000	8120	8240	8360	8570	8780	8990	9200			
275/70R22.5	X MULTI Z	single															4360	4520	4680	4850	5010	5170	5330	5490	5650	5820	5980	6140	6300
		dual															8030	8330	8630	8920	9220	9520	9820	10110	10410	10710	11010	11300	11600
	X INCITY Z	single															4360	4520	4680	4850	5010	5170	5330	5490	5650	5820	5980	6140	6300
		dual															8030	8330	8630	8920	9220	9520	9820	10110	10410	10710	11010	11300	11600
	XZE2+	single															4360	4520	4680	4850	5010	5170	5330	5490	5650	5820	5980	6140	6300
		dual															8030	8330	8630	8920	9220	9520	9820	10110	10410	10710	11010	11300	11600
	XJW4+	single															4360	4520	4680	4850	5010	5170	5330	5490	5650	5820	5980	6140	6300
		dual													8030	8330	8630	8920	9220	9520	9820	10110	10410	10710	11010	11300	11600		
	X MULTI D	single															4360	4520	4680	4850	5010	5170	5330	5490	5650	5820	5980	6140	6300
		dual															8030	8330	8630	8920	9220	9520	9820	10110	10410	10710	11010	11300	11600
	XDE2+	single															4360	4520	4680	4850	5010	5170	5330	5490	5650	5820	5980	6140	6300
		dual															8030	8330	8630	8920	9220	9520	9820	10110	10410	10710	11010	11300	11600

Dimension	Tread Pattern	Category	Type	PR (Ply Rating)	Load / Speed Index	Unique point (3)	Norminal pressure for unique point (bar)	Original tread depth	Nominal load per axle (single) (kg)	Nominal pressure for load (single) (bar)	Nominal load per axle (dual) (kg)	Nominal pressure for load (dual) (bar)	Maximum section width in service (mm)	Maximum diameter in service (mm) (1)	Rolling circumference (mm)	Approved rim(s) ETRTO	Laden section width (mm) (2)	Free section width (mm) (2)	Diameter (mm) (2)	Static laden radius (mm) (2)	Rolling circumference (mm) (2)	Minimum dual spacing (mm) (2)	Recommended rim(s) by MICHELIN	Tube	Flap	Seal
275/70R22.5	XDW ICE GRIP	2	TL		148/145L			19.0	6300	9.00	11600	8.50	287	974	2971	7.50 - 8.25	299	276	970	452	2970	311	7.50			
	X MULTI T	2	TL	18	148/145L	152/148J		14.0	6300	9.00	11600	9.00	287	974	2971	7.50 - 8.25	303	280	960	447	2943	311	7.50			
	XTA2 ENERGY	1	TL		152/148J			12.4	7100	9.00	12600	9.00	287	974	2971	7.50 - 8.25	298	271	954	440	2924	307	7.50			
	XTY2	3	TL	16	148/145J			17.0	6300	9.00	11600	8.50	287	974	2971	7.50 - 8.25	298	276	970	450	2960	312	7.50			
305/70R22.5	X MULTI HL Z	2	TL	20	154/150L	152/148M	9.00	14.3	7500	9.00	13400	9.00	317	1018	3105	8.25 - 9.00	328	308	998	462	3048	340	8.25			
	X MULTI Z	2	TL	20	152/150L			13.5	7100	9.00	13400	9.00	317	1018	3105	8.25 - 9.00	333	308	1010	471	3093	340	8.25			
	X INCITY Z	5	TL		153/150J			19.2	7100	9.00	13400	9.00	317	1018	3105	8.25 - 9.00			1003	468		341	8.25			
	X INCITY EV Z	5	TL	20	153/150J	156/150E	9.00	17.5	7300	9.00	13400	9.00	317	1018	3105	8.25 - 9.00	323	296	1008	466	3070	340	8.25			
	XZA2 ENERGY	1	TL	16	152/148L	150/147M	8.50	12.5	7100	9.00	12600	9.00	317	1018	3105	8.25 - 9.00	324	300	995	460	3030	339	8.25			
	XZU2T	5	TL	16	150/147J	154/150E	8.75	17.5	6700	8.50	12300	8.00	317	1018	3105	8.25 - 9.00	327	302	1003	465	3060	342	8.25			
	XDA 2+ ENERGY	1	TL		152/148L	150/147M	8.50	16.0	7100	9.00	12600	9.00	309	1028	3135	8.25 - 9.00	325	299	1002	466	3064	340	8.25			
	XDE2+	2	TL		152/148L	150/147M	8.50	19.0	7100	9.00	12600	9.00	317	1018	3105	8.25 - 9.00	325	301	1006	467	3070	340	8.25			
	X MULTI D	2	TL		154/150L			18.5	7500	9.00	13400	9.00	317	1018	3105	8.25 - 9.00	326	299	1006	464	3061	340	8.25			

• (1) ETRTO rating (standard value, the ETRTO standard rim may be different to the rim recommended by MICHELIN). • (2) MICHELIN rating, value measured on rim recommended by MICHELIN. • (3) Unique point: load capacity/authorized additional speed pair Load variations according to speed do not apply to the unique point.

Table of inflation pressure (bar) in relation to maximum load per axle (kg)

Dimension	Tread pattern	psi	36	40	44	47	51	54	58	62	65	69	73	76	80	83	87	91	94	98	102	105	109	112	116	120	123	127	131
		bar	2.50	2.75	3.00	3.25	3.50	3.75	4.00	4.25	4.50	4.75	5.00	5.25	5.50	5.75	6.00	6.25	6.50	6.75	7.00	7.25	7.50	7.75	8.00	8.25	8.50	8.75	9.00
275/70R22.5	XDW ICE GRIP	single															4360	4520	4680	4850	5010	5170	5330	5490	5650	5820	5980	6140	6300
		dual															8460	8780	9090	9410	9720	10030	10350	10660	10970	11290	11600		
	X MULTI	single															4360	4520	4680	4850	5010	5170	5330	5490	5650	5820	5980	6140	6300
		dual															8030	8330	8630	8920	9220	9520	9820	10110	10410	10710	11010	11300	11600
	XTA2 ENERGY	single															4920	5100	5280	5460	5640	5830	6010	6190	6370	6550	6740	6920	7100
		dual															8720	9050	9370	9690	10020	10340	10660	10980	11310	11630	11950	12280	12600
	XTY2	single															4360	4520	4680	4850	5010	5170	5330	5490	5650	5820	5980	6140	6300
		dual															8460	8780	9090	9410	9720	10030	10350	10660	10970	11290	11600		
305/70R22.5	X MULTI HL Z	single															5160	5370	5570	5750	5920	6120	6330	6530	6710	6890	7070	7290	7500
		dual															9280	9640	10000	10310	10620	10930	11280	11640	12000	12350	12700	13050	13400
	X MULTI Z	single															4920	5100	5280	5460	5640	5830	6010	6190	6370	6550	6740	6920	7100
		dual															9280	9620	9960	10310	10650	10990	11340	11680	12030	12370	12710	13060	13400
	X INCITY Z	single															4920	5100	5280	5460	5640	5830	6010	6190	6370	6550	6740	6920	7100
		dual															9280	9620	9960	10310	10650	10990	11340	11680	12030	12370	12710	13060	13400
	X INCITY EV Z	single											4300	4500	4700	4880	5060	5240	5420	5600	5780	5960	6160	6360	6560	6740	6920	7100	7300
		dual											7840	8200	8560	8920	9280	9640	10000	10280	10600	10920	11280	11640	12000	12320	12680	13040	13400
	XZA2 ENERGY	single															4920	5100	5280	5460	5640	5830	6010	6190	6370	6550	6740	6920	7100
		dual															8720	9050	9370	9690	10020	10340	10660	10980	11310	11630	11950	12280	12600
	XZU2T	single													4530	4710	4890	5070	5250	5430	5610	5790	5980	6160	6340	6520	6700		
		dual													8790	9140	9490	9840	10190	10540	10890	11250	11600	11950	12300				
	XDA 2+ ENERGY	single															4920	5100	5280	5460	5640	5830	6010	6190	6370	6550	6740	6920	7100
		dual															8720	9050	9370	9690	10020	10340	10660	10980	11310	11630	11950	12280	12600
	XDE2+	single															4920	5100	5280	5460	5640	5830	6010	6190	6370	6550	6740	6920	7100
		dual															8720	9050	9370	9690	10020	10340	10660	10980	11310	11630	11950	12280	12600
	X MULTI D	single											4400	4610	4810	4970	5160	5370	5570	5750	5920	6120	6330	6530	6710	6890	7070	7290	7500
		dual											7870	8210	8570	8920	9280	9640	10000	10310	10620	10930	11280	11640	12000	12350	12700	13050	13400

Dimension	Tread Pattern	Category	Type	PR (Ply Rating)	Load / Speed Index	Unique point (3)	Norminal pressure for unique point (bar)	Original tread depth	Nominal load per axle (single) (kg)	Nominal pressure for load (single) (bar)	Nominal load per axle (dual) (kg)	Nominal pressure for load (dual) (bar)	Maximum section width in service (mm)	Maximum diameter in service (mm) (1)	Rolling circumference (mm)	Approved rim(s) ETRTO	Laden section width (mm) (2)	Free section width (mm) (2)	Diameter (mm) (2)	Static laden radius (mm) (2)	Rolling circumference (mm) (2)	Minimum dual spacing (mm) (2)	Recommended rim(s) by MICHELIN	Tube	Flap	Seal
315/70R22.5	X MULTIWAY 3D XZE	2	TL		156/150L			14.2	8000	9.00	13400	9.00	318	1032	3148	9.00	345	317	1014	470	3099	350	9.00			
	X MULTIWAY 3D XDE	2	TL		154/150L			18.3	7500	9.00	13400	9.00	318	1040	3172	9.00	342	316	1020	476	3109	350	9.00			
	XDA 2+ ENERGY	1	TL		154/150L	152/148M	8.50	17.0	7500	9.00	13400	9.00	318	1032	3148	9.00 - 9.75	344	316	1020	474	3113	350	9.00			
	XDW ICE GRIP	2	TL		154/150L			16.3	7500	9.00	13400	9.00	318	1032	3148	9.00 - 9.75	339	318	1018	473	3110	350	9.00			
275/80R22.5	XZN+ MIX ENERGY	2	TL		151/148J	149/146L	9.00	14.6	6900	9.00	12600	9.00	276	1012	3087	7.50 - 8.25	306	278	1021	474	3117	315	7.50			
	XZN MIX ENERGY	2	TL		151/148J	149/146L	9.00	14.6	6900	9.00	12600	9.00	276	1012	3087	7.50 - 8.25	306	278	1021	474	3117	315	7.50			
	X INCITY XZU3	5	TL		149/146J	152/148E	8.75	17.5	6500	8.50	12000	8.50	287	1030	3142	7.50 - 8.25	306	278	1027	478	3138	315	7.50			
	XZE2+	2	TL	16	149/146L			15.5	6500	8.50	12000	8.50	287	1030	3142	7.50 - 8.25	307	280	1023	475	3120	317	7.50			
	XJE4 MIX ENERGY	1	TL		151/148J	149/146L	8.50	14.4	6900	9.00	12600	9.00	287	1030	3142	7.50 - 8.25 - 9.00	306	277	1021	474	3120	315	7.50			
	XDE2+	2	TL	16	149/146L			22.0	6500	8.50	12000	8.50	287	1030	3142	7.50 - 8.25	307	280	1036	481	3160	317	7.50			
	XDW ICE GRIP	2	TL		151/148J	149/146L	8.50	18.2	6900	9.00	12600	9.00	287	1030	3142	7.50 - 8.25 - 9.00	309	281	1029	478	3140	317	7.50			

• (1) ETRTO rating (standard value, the ETRTO standard rim may be different to the rim recommended by MICHELIN). • (2) MICHELIN rating, value measured on rim recommended by MICHELIN. • (3) Unique point: load capacity/authorized additional speed pair Load variations according to speed do not apply to the unique point.

Table of inflation pressure (bar) in relation to maximum load per axle (kg)

Dimension	Tread pattern	psi	36	40	44	47	51	54	58	62	65	69	73	76	80	83	87	91	94	98	102	105	109	112	116	120	123	127	131
		bar	2.50	2.75	3.00	3.25	3.50	3.75	4.00	4.25	4.50	4.75	5.00	5.25	5.50	5.75	6.00	6.25	6.50	6.75	7.00	7.25	7.50	7.75	8.00	8.25	8.50	8.75	9.00
315/70R22.5	X MULTIWAY 3D XZE	single															5540	5740	5950	6150	6360	6560	6770	6970	7180	7380	7590	7790	8000
		dual															9280	9620	9960	10310	10650	10990	11340	11680	12030	12370	12710	13060	13400
	X MULTIWAY 3D XDE	single															5190	5380	5580	5770	5960	6150	6350	6540	6730	6920	7120	7310	7500
		dual															9280	9620	9960	10310	10650	10990	11340	11680	12030	12370	12710	13060	13400
	XDA 2+ ENERGY	single															5190	5380	5580	5770	5960	6150	6350	6540	6730	6920	7120	7310	7500
		dual															9280	9620	9960	10310	10650	10990	11340	11680	12030	12370	12710	13060	13400
	XDW ICE GRIP	single															5190	5380	5580	5770	5960	6150	6350	6540	6730	6920	7120	7310	7500
		dual															9280	9620	9960	10310	10650	10990	11340	11680	12030	12370	12710	13060	13400
275/80R22.5	XZN+ MIX ENERGY	single															4780	4950	5130	5310	5480	5660	5840	6020	6190	6370	6550	6720	6900
		dual															8720	9050	9370	9690	10020	10340	10660	10980	11310	11630	11950	12280	12600
	XZN MIX ENERGY	single															4780	4950	5130	5310	5480	5660	5840	6020	6190	6370	6550	6720	6900
		dual															8720	9050	9370	9690	10020	10340	10660	10980	11310	11630	11950	12280	12600
	X INCITY XZU3	single													4390	4570	4740	4920	5090	5270	5450	5620	5800	5970	6150	6320	6500		
		dual													8110	8430	8760	9080	9410	9730	10050	10380	10700	11030	11350	11680	12000		
	XZE2+	single													4390	4570	4740	4920	5090	5270	5450	5620	5800	5970	6150	6320	6500		
		dual													8110	8430	8760	9080	9410	9730	10050	10380	10700	11030	11350	11680	12000		
	XJE4 MIX ENERGY	single															4780	4950	5130	5310	5480	5660	5840	6020	6190	6370	6550	6720	6900
		dual															8720	9050	9370	9690	10020	10340	10660	10980	11310	11630	11950	12280	12600
	XDE2+	single													4390	4570	4740	4920	5090	5270	5450	5620	5800	5970	6150	6320	6500		
		dual													8110	8430	8760	9080	9410	9730	10050	10380	10700	11030	11350	11680	12000		
	XDW ICE GRIP	single															4780	4950	5130	5310	5480	5660	5840	6020	6190	6370	6550	6720	6900
		dual															8720	9050	9370	9690	10020	10340	10660	10980	11310	11630	11950	12280	12600

Dimension	Tread Pattern	Category	Type	PR (Ply Rating)	Load / Speed Index	Unique point (3)	Norminal pressure for unique point (bar)	Original tread depth	Nominal load per axle (single) (kg)	Nominal pressure for load (single) (bar)	Nominal load per axle (dual) (kg)	Nominal pressure for load (dual) (bar)	Maximum section width in service (mm)	Maximum diameter in service (mm) (1)	Rolling circumference (mm)	Approved rim(s) ETRTO	Laden section width (mm) (2)	Free section width (mm) (2)	Diameter (mm) (2)	Static laden radius (mm) (2)	Rolling circumference (mm) (2)	Minimum dual spacing (mm) (2)	Recommended rim(s) by MICHELIN	Tube	Flap	Seal
295/80R22.5	X LINE ENERGY Z	1	TL	18	152/149M	153/150J	8.50	14.0	7100	9.00	13000	9.00	310	1072	3270	8.25 - 9.00	324	296	1053	490	3225	326	8.25			
	X MULTI Z	2	TL	18	152/149M	153/150J	9.00	15.3	7100	9.00	13000	9.00	310	1072	3270	8.25 - 9.00	326	298	1055	492	3231	337	8.25			
	X MULTI Z2	2	TL	18	154/150L	152/149M	8.50	15.0	7500	8.50	13400	8.50	310	1062	3270	8.25 - 9.00	325	295.5	1045	484	3198	334	8.25			
	X MULTIWAY 3D XZE	2	TL		152/148L			15.2	7100	8.30	12600	8.00	310	1072	3270	8.25 - 9.00	328	297	1054	488	3221	326	8.25			
	X WORKS Z	3	TL	18	152/149K	154/150J	8.50	17.0	7100	8.50	13000	8.50	310	1112	3392	8.25 - 9.00	327	298	1060	493	3239	326	8.25			
	X COACH ENERGY Z	8	TL	18	152/149M	153/150J	8.50	14.1	6100	9.00	13000	9.00	310	1072	3270	8.25 - 9.00	324	297	1048	489	3232	326	8.25			
	X COACH HL Z	8	TL		154/149M			14.0	7500	8.50	13000	8.00	302	1062	3239	8.25	329	299	1055	488	3229	326	8.25			
	XZA 2+ ENERGY	1	TL	16	152/148M	153/150J	8.75	14.8	7100	8.50	12600	8.50	310	1062	3239	8.25 - 9.00	325	296	1057	490	3220	335	8.25			
	XZE2+	2	TL		152/148M			15.3	7100	8.50	12600	8.50	310	1062	3239	8.25 - 9.00	327	296	1057	490	3220	334	8.25			
	XZY 2	3	TL		152/148K			17.8	7100	8.50	12600	8.50	310	1112	3392	8.25 - 9.00	328	299	1060	492	3240	330	8.25			
	X INCITY XZU 3+	5	TL	16	152/148J	154/150E	8.75	18.0	7100	8.50	12600	8.50	310	1072	3270	8.25 - 9.00	328	297	1056	491	3225	336	8.25			
	X INCITY Z	5	TL	16	154/149J			16.5	7500	8.50	13000	8.50	310	1062	3270	8.25 - 9.00	338	307	1048	484	3194		8.25			
	XJW4+	2	TL		152/149L	153/150J	8.75	16.0	7100	8.50	13000	8.50	310	1112	3392	8.25 - 9.00	327	299	1054	489	3220	338	8.25			

• (1) ETRTO rating (standard value, the ETRTO standard rim may be different to the rim recommended by MICHELIN). • (2) MICHELIN rating, value measured on rim recommended by MICHELIN. • (3) Unique point: load capacity/authorized additional speed pair Load variations according to speed do not apply to the unique point.

Table of inflation pressure (bar) in relation to maximum load per axle (kg)

Dimension	Tread pattern	psi	36	40	44	47	51	54	58	62	65	69	73	76	80	83	87	91	94	98	102	105	109	112	116	120	123	127	131
		bar	2.50	2.75	3.00	3.25	3.50	3.75	4.00	4.25	4.50	4.75	5.00	5.25	5.50	5.75	6.00	6.25	6.50	6.75	7.00	7.25	7.50	7.75	8.00	8.25	8.50	8.75	9.00
295/80R22.5	X LINE ENERGY Z	single															4920	5100	5280	5460	5640	5830	6010	6190	6370	6550	6740	6920	7100
		dual															9000	9330	9670	10000	10330	10670	11000	11330	11670	12000	12330	12670	13000
	X MULTI Z	single															4920	5100	5280	5460	5640	5830	6010	6190	6370	6550	6740	6920	7100
		dual															9000	9330	9670	10000	10330	10670	11000	11330	11670	12000	12330	12670	13000
	X MULTI Z2	single															5500	5670	5850	6040	6250	6450	6660	6870	7080	7290	7500		
		dual															9710	10080	10500	10910	11280	11640	12000	12350	12700	13050	13400		
	X MULTIWAY 3D XZE	single														5300	5490	5690	5880	6080	6280	6470	6670	6860	7060				
		dual															9720	10080	10440	10800	11160	11520	11880	12240	12600				
	X WORKS Z	single													4800	4990	5180	5370	5560	5760	5950	6140	6330	6520	6720	6910	7100		
		dual													8780	9140	9490	9840	10190	10540	10890	11240	11590	11950	12300	12650	13000		
	X COACH ENERGY Z	single															4920	5100	5280	5460	5640	5830	6010	6190	6370	6550	6740	6920	7100
		dual															9000	9330	9670	10000	10330	10670	11000	11330	11670	12000	12330	12670	13000
	X COACH HL Z	single											4770	4970	5180	5390	5590	5800	6010	6220	6420	6630	6840	7040	7250	7460			
		dual											8540	8910	9290	9660	10030	10400	10770	11140	11510	11890	12260	12630	13000				
	XZA 2+ ENERGY	single													4800	4990	5180	5370	5560	5760	5950	6140	6330	6520	6720	6910	7100		
		dual													8510	8850	9190	9540	9880	10220	10560	10900	11240	11580	11920	12260	12600		
	XZE2+	single													4800	4990	5180	5370	5560	5760	5950	6140	6330	6520	6720	6910	7100		
		dual													8510	8850	9190	9540	9880	10220	10560	10900	11240	11580	11920	12260	12600		
	XZY 2	single													4800	4990	5180	5370	5560	5760	5950	6140	6330	6520	6720	6910	7100		
		dual													8510	8850	9190	9540	9880	10220	10560	10900	11240	11580	11920	12260	12600		
	X INCITY XZU 3+	single													4800	4990	5180	5370	5560	5760	5950	6140	6330	6520	6720	6910	7100		
		dual													8510	8850	9190	9540	9880	10220	10560	10900	11240	11580	11920	12260	12600		
	X INCITY Z	single											4600	4840	5080	5280	5500	5660	5840	6040	6240	6440	6660	6860	7080	7280	7500		
		dual											8120	8400	8720	9040	9400	9760	10120	10480	10840	11200	11560	11920	12280	12640	13000		
	XJW4+	single															5180	5370	5560	5760	5950	6140	6330	6520	6270	6910	7100		
		dual															9490	9840	10190	10540	10890	11240	11590	11950	12300	12650	13000		

Dimension	Tread Pattern	Category	Type	PR (Ply Rating)	Load / Speed Index	Unique point (3)	Norminal pressure for unique point (bar)	Original tread depth	Nominal load per axle (single) (kg)	Nominal pressure for load (single) (bar)	Nominal load per axle (dual) (kg)	Nominal pressure for load (dual) (bar)	Maximum section width in service (mm)	Maximum diameter in service (mm) (1)	Rolling circumference (mm)	Approved rim(s) ETRTO	Laden section width (mm) (2)	Free section width (mm) (2)	Diameter (mm) (2)	Static laden radius (mm) (2)	Rolling circumference (mm) (2)	Minimum dual spacing (mm) (2)	Recommended rim(s) by MICHELIN	Tube	Flap	Seal
295/80R22.5	XJS WINTER GRIP+	2	TL		151/148J	149/146L	8.50	19.4	6900	9.00	12600	9.00	290	1030	3142	7.50 - 8.25 - 9.00	306	279	1030	479	3128	316	7.50			
	XJS WINTER GRIP	2	TL	16	152/149L	153/150J		18.5	7100	8.50	13000	8.50	310	1112	3392	8.25 - 9.00	329	299	1064	495	3250	338	8.25			
	X MULTI D	2	TL	18	152/149M			18.7	7100	8.50	13000	8.50	310	1072	3270	8.25 - 9.00	327	297	1061	493	3225	326	8.25			
	X MULTI D+	2	TL	18	152/149M			20.0	7100	8.30	13000	8.30	310	1072	3270	8.25 - 9.00	329	298	1064	493	3340	337	8.25			
	X MULTIWAY 3D XDE	2	TL		152/148L			19.0	7100	8.30	12600	8.00	310	1062	3239	8.25 - 9.00	328	297	1061	492	3228	326	8.25			
	X COACH XD	8	TL		152/148M	154L	8.50	19.4	7100	8.50	13320	8.50	302	1073	3273	8.25	329	300	1062	494	3223	330	8.25			
	XDA 2+ ENERGY	1	TL		152/148M			16.8	7100	8.50	12600	8.50	310	1073	3273	8.25 - 9.00	327	300	1055	491	3215	330	8.25			
	XDE2+	2	TL		152/148M			23.0	7100	8.50	12600	8.50	310	1112	3392	8.25 - 9.00	328	300	1070	497	3270	330	8.25			
315/80R22.5	XDW ICE GRIP	2	TL		152/149L	153/150J	8.75	19.7	7100	8.50	13000	8.50	310	1112	3392	8.25 - 9.00	329	300	1066	496	3260	330	8.25			
	X MULTI ENERGY Z	2	TL		156/151L			15.5	8000	8.50	13800	8.25	318	1096	3343	9.00 - 9.75							9.00			
	X MULTIWAY 3D XZE	2	TL		156/150L	154/150M	8.00	16.5	8000	8.50	13400	8.00	318	1096	3343	9.00 - 9.75	347	316	1081	501	3302	350	9.00			

• (1) ETRTO rating (standard value, the ETRTO standard rim may be different to the rim recommended by MICHELIN). • (2) MICHELIN rating, value measured on rim recommended by MICHELIN. • (3) Unique point: load capacity/authorized additional speed pair Load variations according to speed do not apply to the unique point.

Table of inflation pressure (bar) in relation to maximum load per axle (kg)

Dimension	Tread pattern	psi	36	40	44	47	51	54	58	62	65	69	73	76	80	83	87	91	94	98	102	105	109	112	116	120	123	127	131
		bar	2.50	2.75	3.00	3.25	3.50	3.75	4.00	4.25	4.50	4.75	5.00	5.25	5.50	5.75	6.00	6.25	6.50	6.75	7.00	7.25	7.50	7.75	8.00	8.25	8.50	8.75	9.00
295/80R22.5	XJS WINTER GRIP+	single															4780	4950	5130	5310	5480	5660	5840	6020	6190	6370	6550	6720	6900
		dual															8720	9050	9370	9690	10020	10340	10660	10980	11310	11630	11950	12280	12600
	XJS WINTER GRIP	single																											
		dual																											
	X MULTI D	single													4800	4990	5180	5370	5560	5760	5950	6140	6330	6520	6720	6910	7100		
		dual													8780	9140	9490	9840	10190	10540	10890	11240	11590	11950	12300	12650	13000		
	X MULTI D+	single											4520	4700	4800	4990	5180	5370	5560	5760	5950	6140	6330	6520	6720	6910	7100		
		dual											8280	8640	8780	9140	9490	9840	10190	10540	10890	11240	11590	11950	12300	12650	13000		
	X MULTIWAY 3D XDE	single															5300	5490	5690	5880	6080	6280	6470	6670	6860	7060			
		dual															9720	10080	10440	10800	11160	11520	11880	12240	12600				
	X COACH XD	single															5180	5370	5560	5760	5950	6140	6330	6520	6720	6910	7100		
		dual															9190	9540	9880	10220	10560	10900	11240	11580	11920	12260	12600		
	XDA 2+ ENERGY	single													4800	4990	5180	5370	5560	5760	5950	6140	6330	6520	6720	6910	7100		
		dual													8510	8850	9190	9540	9880	10220	10560	10900	11240	11580	11920	12260	12600		
	XDE2+	single													4800	4990	5180	5370	5560	5760	5950	6140	6330	6520	6720	6910	7100		
		dual													8510	8850	9190	9540	9880	10220	10560	10900	11240	11580	11920	12260	12600		
315/80R22.5	XDW ICE GRIP	single															5180	5370	5560	5760	5950	6140	6330	6520	6720	6910	7100		
		dual															9490	9840	10190	10540	10890	11240	11590	11950	12300	12650	13000		
	X MULTI ENERGY Z	single													5410	5620	5840	6050	6270	6490	6700	6920	7140	7350	7570	7780	8000		
		dual													9580	9970	10350	10730	11120	11500	11880	12270	12650	13030	13420	13800			
	X MULTIWAY 3D XZE	single															5840	6050	6270	6490	6700	6920	7140	7350	7570	7780	8000		
		dual															10340	10720	11100	11490	11870	12250	12630	13020					

Dimension	Tread Pattern	Category	Type	PR (Ply Rating)	Load / Speed Index	Unique point (3)	Norminal pressure for unique point (bar)	Original tread depth	Nominal load per axle (single) (kg)	Nominal pressure for load (single) (bar)	Nominal load per axle (dual) (kg)	Nominal pressure for load (dual) (bar)	Maximum section width in service (mm)	Maximum diameter in service (mm) (1)	Rolling circumference (mm)	Approved rim(s) ETRTO	Laden section width (mm) (2)	Free section width (mm) (2)	Diameter (mm) (2)	Static laden radius (mm) (2)	Rolling circumference (mm) (2)	Minimum dual spacing (mm) (2)	Recommended rim(s) by MICHELIN	Tube	Flap	Seal
315/80R22.5	X WORKS XZY	3	TL		156/150K			16.0	8000	8.50	13400	8.50	318	1096	3343	9.00 - 9.75	348	317	1080	502	3308	350	9.00			
	X MULTIWAY XZE R	2	TL	18	156/151L	154/150M	8.50	13.9	8000	8.50	13800	8.30	318	1096	3343	9.00 - 9.75	347	316	1077	499	3300	358	9.00			
	XZA 2+ ENERGY	1	TL	18	156/151L	154/150M	8.50	15.9	8000	8.50	13800	8.30	318	1106	3373	9.00 - 9.75	345	314	1079	499	3306	355	9.00			
	X MULTIWAY 3D XDE	2	TL		156/150L	154/150M	8.00	19.2	8000	8.50	13400	8.00	318	1106	3373	9.00 - 9.75	349	318	1087	504	3303	350	9.00			
	X WORKS XDY	3	TL		156/150K			22.0	8000	8.50	13400	8.50	318	1096	3343	9.00 - 9.75	348	317	1091	507	3312	350	9.00			
	XDE2+	2	TL		156/150L	154/150M	8.00	23.5	8000	8.50	13400	8.50	318	1107	3376	9.00 - 9.75	347	318	1095	507	3320	350	9.00			
	XDW ICE GRIP	2	TL		156/150L			20.2	8000	8.50	13400	8.00	318	1096	3343	9.00 - 9.75	348	315	1090	504	3320	350	9.00			
	X WORKS HD Z	3	TL		156/150K			16.0	8000	8.50	13400	8.50	318	1096	3343	9.00 - 9.75	348	317	1080	502	3308	350	9.00			
	X WORKS HD D	3	TL		156/150K			22.0	8000	8.50	13400	8.50	318	1096	3343	9.00 - 9.75	348	317	1091	507	3312	350	9.00			

• (1) ETRTO rating (standard value, the ETRTO standard rim may be different to the rim recommended by MICHELIN). • (2) MICHELIN rating, value measured on rim recommended by MICHELIN. • (3) Unique point: load capacity/authorized additional speed pair Load variations according to speed do not apply to the unique point.

Table of inflation pressure (bar) in relation to maximum load per axle (kg)

Dimension	Tread pattern	psi	36	40	44	47	51	54	58	62	65	69	73	76	80	83	87	91	94	98	102	105	109	112	116	120	123	127	131
		bar	2.50	2.75	3.00	3.25	3.50	3.75	4.00	4.25	4.50	4.75	5.00	5.25	5.50	5.75	6.00	6.25	6.50	6.75	7.00	7.25	7.50	7.75	8.00	8.25	8.50	8.75	9.00
315/80R22.5	X WORKS XZY	single															5840	6050	6270	6490	6700	6920	7140	7350	7570	7780	8000		
		dual															9780	10140	10500	10860	11230	11590	11950	12310	12680	13040	13400		
	X MULTIWAY XZE R	single													5410	5620	5840	6050	6270	6490	6700	6920	7140	7350	7570	7780	8000		
		dual													9580	9970	10350	10730	11120	11500	11880	12270	12650	13030	13420	13800			
	XZA 2+ ENERGY	single													5410	5620	5840	6050	6270	6490	6700	6920	7140	7350	7570	7780	8000		
		dual													9860	10250	10650	11040	11430	11830	12220	12620	13010	13410	13800				
	X MULTIWAY 3D XDE	single															5840	6050	6270	6490	6700	6920	7140	7350	7570	7780	8000		
		dual															10340	10720	11100	11490	11870	12250	12630	13020	13400				
	X WORKS XDY	single															5840	6050	6270	6490	6700	6920	7140	7350	7570	7780	8000		
		dual															9780	10140	10500	10860	11230	11590	11950	12310	12680	13040	13400		
	XDE2+	single															5840	6050	6270	6490	6700	6920	7140	7350	7570	7780	8000		
		dual															10340	10720	11100	11490	11870	12250	12630	13020	13400				
	XDW ICE GRIP	single													5410	5620	5840	6050	6270	6490	6700	6920	7140	7350	7570	7780	8000		
		dual													9570	9950	10340	10720	11100	11490	11870	12250	12630	13020	13400				
	X WORKS HD Z	single															5840	6050	6270	6490	6700	6920	7140	7350	7570	7780	8000		
		dual															9780	10140	10500	10860	11230	11590	11950	12310	12680	13040	13400		
	X WORKS HD D	single															5840	6050	6270	6490	6700	6920	7140	7350	7570	7780	8000		
		dual															9780	10140	10500	10860	11230	11590	11950	12310	12680	13040	13400		

Dimension	Tread Pattern	Category	Type	PR (Ply Rating)	Load / Speed Index	Unique point (3)	Norminal pressure for unique point (bar)	Original tread depth	Nominal load per axle (single) (kg)	Nominal pressure for load (single) (bar)	Nominal load per axle (dual) (kg)	Nominal pressure for load (dual) (bar)	Maximum section width in service (mm)	Maximum diameter in service (mm) (1)	Rolling circumference (mm)	Approved rim(s) ETRTO	Laden section width (mm) (2)	Free section width (mm) (2)	Diameter (mm) (2)	Static laden radius (mm) (2)	Rolling circumference (mm) (2)	Minimum dual spacing (mm) (2)	Recommended rim(s) by MICHELIN	Tube	Flap	Seal
325/85R16	XML	4	TL		137J	134K	4.50	16.5	4600	4.50		4.50	338	992		9.0	364	327	984	449	2980		9.0			Jt 1967
255/100R16	XZL	4	TL		126K	134J	5.75	16.5	3400	4.50			260	946		16-6.00 G	286	255	923	426	2810		16-6.50 H			Jt 1967
275/80R20	XZL	4	TL	8	128K			15.2	3600	4.20			289	974		9 - W9 - 9 SDC	305	280	939	431	2850		9	20 P	230-20LB / 20x8.50	
335/80R20	XZL	4	TL	16	141K			17.8	5150	4.30						9-W9-9 SDC-W10 DW10-11-11 SDC-W11 DW11-12-12 SDC	381	345	1037	473	3140		11	20 P	310-20LB / 20x10.00	Jt 1681
365/80R20	XZL	4	TL		152K			19.9	7100	6.00						11-11 SDC-12-12 SDC	410	372	1096	501	3330		11	20 Q	310-20LB / 20x10.00	Jt 1443
475/80R20	XML	4	TL		166G			23.5	10600	6.00						14.0V5°	526	480	1272	581	3859		14.0V			
365/85R20	XZL	4	TL		164G			22.5	10000	7.50						10.0-10.00V-10.00W	411	368	1144	520	3460		20-10.00 W	20 S	280-20 L	
395/85R20	XZL 2	4	TL		168K	164L	8.50	20.0	11200	8.50			401	1220			429	388	1176	534	3584		20-10,00 W			
	XZL	4	TL		168G	161J	8.50	25.8	11200	8.50						10.0-10.00V-10.00W	425	388	1189	542	3600		20-10.00 W	20 S	280-20L	Jt 1443
9.00R20	XL	4	TT		140/137K			17.0	5000	7.00	9200	7.00	268	1038		6.0-6.00T-6.5-B6.5-7.0 B7.0-7.33V-7.5-B7.5	278	252	1032	479	3148	285	7.0	20 M	200-20L / 20x7.50	

• (1) ETRTO rating (standard value, the ETRTO standard rim may be different to the rim recommended by MICHELIN). • (2) MICHELIN rating, value measured on rim recommended by MICHELIN. • (3) Unique point: load capacity/authorized additional speed pair Load variations according to speed do not apply to the unique point.

Table of inflation pressure (bar) in relation to maximum load per axle (kg)

Dimension	Tread pattern	psi	36	40	44	47	51	54	58	62	65	69	73	76	80	83	87	91	94	98	102	105	109	112	116	120	123	127	131	134
		bar	2.50	2.75	3.00	3.25	3.50	3.75	4.00	4.25	4.50	4.75	5.00	5.25	5.50	5.75	6.00	6.25	6.50	6.75	7.00	7.25	7.50	7.75	8.00	8.25	8.50	8.75	9.00	9.25
325/85R16	XML	single			3290	3500	3720	3940	4160	4380	4600																			
		dual			-	-	-	-	-	-	-																			
255/100R16	XZL	single			2430	2590	2750	2910	3080	3240	3400																			
		dual			-	-	-	-	-	-	-																			
275/80R20	XZL	single			2730	2910	3090	3270	3435	3600																				
		dual			-	-	-	-	-	-																				
335/80R20	XZL	single	For Pressure, Please Consult MICHELIN's Representatives																											
		dual			-	-	-	-	-	-																				
365/80R20	XZL	single												6500	6700	6900	7100													
		dual												-	-	-	-													
475/80R20	XML	single			5890	6280	6670	7070	7460	7850	8240	8640	9030	9420	9810	10210	10600													
		dual			-	-	-	-	-	-	-	-	-	-	-	-	-													
365/85R20	XZL	single											6970	7270	7580	7880	8180	8480	8790	9090	9390	9700	10000							
		dual											-	-	-	-	-	-	-	-	-	-	-							
395/85R20	XZL 2	single															8170	8480	8780	9080	9380	9690	9990	10290	10590	10900	11200			
		dual															-	-	-	-	-	-	-	-	-	-	-			
	XZL	single															8170	8480	8780	9080	9380	9690	9990	10290	10590	10900	11200			
		dual															-	-	-	-	-	-	-	-	-	-	-			
9.00R20	XL	single							3060	3230	3390	3550	3710	3870	4030	4190	4350	4520	4680	4840	5000									
		dual							5640	5940	6230	6530	6830	7120	7420	7720	8010	8310	8610	8900	9200									

Dimension	Tread Pattern	Category	Type	PR (Ply Rating)	Load / Speed Index	Unique point (3)	Norminal pressure for unique point (bar)	Original tread depth	Nominal load per axle (single) (kg)	Nominal pressure for load (single) (bar)	Nominal load per axle (dual) (kg)	Nominal pressure for load (dual) (bar)	Maximum section width in service (mm)	Maximum diameter in service (mm) (1)	Rolling circumference (mm)	Approved rim(s) ETRTO	Laden section width (mm) (2)	Free section width (mm) (2)	Diameter (mm) (2)	Static laden radius (mm) (2)	Rolling circumference (mm) (2)	Minimum dual spacing (mm) (2)	Recommended rim(s) by MICHELIN	Tube	Flap	Seal
11.00R20	XZL	4	TL	16	150/146K			18.0	6700	8.00	12000	8.00	297	1104		7.33V-7.5-B7.5-8.0 8.0V-B8.0-8.5 8.50V-B8.5-9.00V	330	299	1092	508	3340	338	8.0	20 P	20x8.50MI	
12.00R20	XZL	4	TL	18	154/149K			18.7	7500	8.50	13000	8.50	319	1146		7.33V-8.0-8.0V-B8.0 8.5-8.50V-B8.5 9.0-9.00V	344	311	1131	527	3460	352	8.5	20 Q	230-20LB / 20x8.50	
	XML	4	TL	18	149/146J			19.5	6500	7.20	12000	7.20	319	1158		7.33V-8.0-8.0V B8.0-8.5-8.50V B8.5-9.0-9.00V	339	308	1131	526	3443	349	8.5	20 Q		
14.00R20	XML	4	TL		153G	149K	6.20	24.4	7300	6.20			377	1268		9.0-10.0-10.00V 10.00W	421	383	1258	581	3830		10.00W			
	XZL+	4	TL		164/161J	166G	7.90	22.3	10000	7.80	18500	7.80					428	386	1258	578	3832	436	20-10,00W			
	XZL+	4	TL	22	164/160J	166G	7.90	22.3	10000	7.60	18000	7.60					428	386	1258	578	3832	436	20-10,00W			
	XZL	4	TL	22	164/160G	156J	7.60	23.3	10000	7.60	16000	7.60	384	1258		9.0-9.00V-10.0 10.00V-10.00W	427	384	1258	579	3826	434	10.00			
	XS	4	TL		160/157F			16.5	9000	7.00	16500	7.00	377	1282		9.0-10.0-10.00V 10.00W	410	369	1238	566	3772	417	10.00W			
16.00R20	XZL	4	TL		173/170G			27.0	13000	7.50	24000	7.50	482	1413			488	438	1343	609	4090	495	10.00W	20 V	310-20LB / 20x10.00	

• (1) ETRTO rating (standard value, the ETRTO standard rim may be different to the rim recommended by MICHELIN). • (2) MICHELIN rating, value measured on rim recommended by MICHELIN. • (3) Unique point: load capacity/authorized additional speed pair Load variations according to speed do not apply to the unique point.

Table of inflation pressure (bar) in relation to maximum load per axle (kg)

Dimension	Tread pattern	psi	36	40	44	47	51	54	58	62	65	69	73	76	80	83	87	91	94	98	102	105	109	112	116	120	123	127	131	134
		bar	2.50	2.75	3.00	3.25	3.50	3.75	4.00	4.25	4.50	4.75	5.00	5.25	5.50	5.75	6.00	6.25	6.50	6.75	7.00	7.25	7.50	7.75	8.00	8.25	8.50	8.75	9.00	9.25
11.00R20	XZL	single				3000	3250	3500	3670	3830	4000	4200	4400	4590	4770	4960	5140	5330	5510	5700	5900	6100	6300	6500	6700					
		dual				5800	6100	6400	6670	6930	7200	7500	7800	8170	8540	8910	9290	9660	10030	10400	10720	11040	11360	11680	12000					
12.00R20	XZL	single										4500	4690	4880	5070	5270	5470	5680	5880	6080	6280	6490	6690	6890	7090	7300	7500			
		dual										7800	8130	8450	8780	9140	9490	9840	10190	10540	10890	11240	11590	11950	12300	12650	13000			
	XML	single								4090	4290	4500	4700	4910	5110	5310	5520	5720	5930	6130	6340									
		dual								7550	7920	8300	8680	9060	9430	9810	10190	10570	10940	11320	11700									
14.00R20	XML	single				4200	4460	4730	4990	5250	5510	5780	6040	6300	6560	6830	7300													
		dual				-	-	-	-	-	-	-	-	-	-	-	-													
	XZL+	single											6890	7190	7490	7780	8080	8380	8680	8980	9280	9580	9880	10000						
		dual											12400	12930	13470	14010	14550	15090	15630	16170	16710	17250	17780	18500						
	XZL+	single											6890	7190	7490	7780	8080	8380	8680	8980	9280	9580	9880	10000						
		dual											12400	12930	13470	14010	14550	15090	15630	16170	16710	17250	17780	18000						
	XZL	single									6290	6590	6890	7190	7490	7780	8080	8380	8680	8980	9280	9580	9880							
		dual									11320	11860	12400	12930	13470	14010	14550	15090	15630	16170	16710	17250	17780							
	XS	single							5520	5810	6100	6390	6680	6970	7260	7550	7840	8130	8420	8710	9000									
		dual							10110	10650	11180	11710	12240	12770	13310	13840	14370	14900	15440	15970	16500									
16.00R20	XZL	single									8300	8690	9090	9490	9880	10280	10670	11070	11460	11860	12250	12650	13000							
		dual										15810	16530	17250	17960	18680	19400	20120	20840	21560	22280	22990	24000							

2 TECHNICAL CHARACTERISTICS OFF ROAD SIZES

Dimension	Tread Pattern	Category	Type	PR (Ply Rating)	Load / Speed Index	Unique point (3)	Norminal pressure for unique point (bar)	Original tread depth	Nominal load per axle (single) (kg)	Nominal pressure for load (single) (bar)	Nominal load per axle (dual) (kg)	Nominal pressure for load (dual) (bar)	Maximum section width in service (mm)	Maximum diameter in service (mm) (1)	Rolling circumference (mm)	Approved rim(s) ETRTO	Laden section width (mm) (2)	Free section width (mm) (2)	Diameter (mm) (2)	Static laden radius (mm) (2)	Rolling circumference (mm) (2)	Minimum dual spacing (mm) (2)	Recommended rim(s) by MICHELIN	Tube	Flap	Seal
525/65R20.5	XS	4	TL	20	173F			16.8	13000	8.00			551	1231		16.00	558	521	1200	548	3639		16.00	19.5/20.5 UD		
24/70R20.5	XS	4	TL		176F			16.8	14200	6.00						18.00	661	602	1374	620	4150		18.00	20.5 WAMD		
24/70R21	XZL	4	TL	16	176G			25.0	14200	6.00			200	687			663	608	1388	631	4200		18.00			
445/65R22.5	XZL	4	TL		168G			21.0	11200	8.00						14.00	486	448	1168	537	3550		14.00			
13R22.5	XZL	4	TL	18	154/150K			20.2	7500	8.00	13400	8.00	326	1146		9.00 - 9.75	338	307	1130	525	3450	347	9.00			
12.00R24	XDL	4	TT		LRJ			30.4	8000	7.50	14600	7.50				8.50, 8.00	356	323	1255	586	3944	358	8.50			

• (1) ETRTO rating (standard value, the ETRTO standard rim may be different to the rim recommended by MICHELIN). • (2) MICHELIN rating, value measured on rim recommended by MICHELIN. • (3) Unique point: load capacity/authorized additional speed pair Load variations according to speed do not apply to the unique point.

Table of inflation pressure (bar) in relation to maximum load per axle (kg)

Dimension	Tread pattern	psi	36	40	44	47	51	54	58	62	65	69	73	76	80	83	87	91	94	98	102	105	109	112	116	120	123	127	131	134
		bar	2.50	2.75	3.00	3.25	3.50	3.75	4.00	4.25	4.50	4.75	5.00	5.25	5.50	5.75	6.00	6.25	6.50	6.75	7.00	7.25	7.50	7.75	8.00	8.25	8.50	8.75	9.00	9.25
525/65R20.5	XS	single											8500	8875	9250	9625	10000	10375	10750	11125	11500	11875	12250	12625	13000					
		dual											-	-	-	-	-	-	-	-	-	-	-	-	-					
24/70R20.5	XS	single					9000	9500	10000	10500	11000	11500	12000	12500	13000	13600	14200													
		dual					-	-	-	-	-	-	-	-	-	-	-													
24/70R21	XZL	single					9000	9500	10000	10500	11000	11500	12000	12500	13000	13600	14200													
		dual					-	-	-	-	-	-	-	-	-	-	-													
445/65R22.5	XZL	single											7360	7680	8000	8320	8640	8960	9280	9600	9920	10240	10560	10880	11200					
		dual											-	-	-	-	-	-	-	-	-	-	-	-	-					
13R22.5	XZL	single											4930	5140	5360	5570	5790	6000	6210	6430	6640	6860	7070	7290	7500					
		dual											8810	9190	9570	9950	10340	10720	11100	11490	11870	12250	12630	13020	13400					
12.00R24	XDL	single										5090	5330	5580	5820	6060	6300	6550	6790	7030	7270	7520	7760	8000						
		dual										9290	9730	10180	10620	11060	11500	11950	12390	12830	13270	13720	14160	14600						

MICHELIN AGILIS³ FOR LIGHT TRUCK

BENEFITS:

Safety made to last

- Shorter wet braking distance when new (5%) and when worn (11%) compared with leading competitor*

Your partner for longer

- Michelin's excellence in longevity proven by +25% more mileage vs. previous generation**
- Less downtime for you and your business

Every drop counts

- 12%*** superior rolling resistance resulting in reduced fuel consumption giving you the environmental advantage.

TECHNOLOGIES

Safety

- With the Evergrip technology
- Innovative compound with higher density of silica and carbon black to improve wet grip and reduce breaking distances (when new or worn).

Strength

- From the sidewall kerbing protectors.
- The position of kerbing protectors on the sidewall has been calculated to optimize tyre protection in all circumstances.

TECHNOLOGY
EVERGRIP Optimized compound

TECHNOLOGY
EVERGRIP U-SHAPE GROOVE

TECHNOLOGY
SHIELDS REINFORCED SIDEWALL RUBBER

* Wet braking test 80 to 0 kph, conducted by TÜV Rheinland Thailand Ltd, on Michelin's request, in June 2020 on dimension 215/70R15C on Toyota Hiace Commuter, laden condition of 2,950 kg GVW. Comparing new and worn MICHELIN Agilis 3 RC versus three other competitor brands of tyres. Wet braking reference: TÜV Rheinland Thailand Ltd, Techincal Report 242107901 001

** Test results from Michelin internal test, conducted on real roads in Thailand, with 215/70R15C tyres fitted in Ford Ranger (Ute car). Load: Front axle: 1446kg / Rear axle: 1443 kg. Wear life index was calculated by the "Harmonic average" of 4 tyres assuming the Customer regularly rotates tyres.

*** Rolling Resistance Test performed at Thailand Automotive Institute and certified by TÜV Rheinland Thailand Ltd, on Michelin's request, in December 2019, on dimension 215/70R15C. Comparing MICHELIN Agilis 3 RC versus other competitor brands. TÜV Reference Report No. 242105960 001.

2 TECHNICAL CHARACTERISTICS MICHELIN AGILIS FOR LIGHT TRUCK

Dimension	Tread Pattern	Type	Load / Speed Index	Original tread depth	Load Capacity (kgs) Single	Load Capacity (kgs) Dual	Section Width Design Value (mm)	Overall Diameter (mm)	Rolling Circumference (mm)	Min Rim Width (inches)	Measuring Rim Width (inches)	Maxi Rim Width (inches)
185R14C	AGILIS 3	TL	102/100R	8.0	850	800	188	650	1983	4.5	5.0	6.0
195/65R16C	AGILIS 3	TL	104/102R	8.5	900	850	201	660	2013	5.5	6.0	6.0
195/75R16C	AGILIS 3	TL	107/105T	8.0	975	925	196	698	2129	5.0	5.5	6.0
195/80R14C	AGILIS 3	TL	106/104R	8.0	950	900	196	668	2037	5.0	5.5	6.0
195/80R15C	AGILIS 3	TL	108/106S	8.0	1000	950	196	693	2114	5.0	5.5	6.0
205/65R16C	AGILIS 3	TL	107/105T	8.5	975	925	209	672	2050	5.5	6.0	6.5
205/70R15C	AGILIS 3	TL	106/104S	8.0	950	900	209	669	2040	5.5	6.0	6.5
205/75R14C	AGILIS 3	TL	109/107R	8.0	1030	975	203	664	2025	5.5	5.5	6.5
205/75R16C	AGILIS 3	TL	113/111R	8.5	1150	1090	203	714	2178	5.5	5.5	6.5
215/65R15C	AGILIS 3	TL	104/102T	7.5	900	850	221	661	2016	6.0	6.5	7.0
215/65R16C	AGILIS 3	TL	109/107T	8.0	1030	975	221	686	2092	6.0	6.5	7.0
215/70R15C	AGILIS 3	TL	109/107S	8.0	1030	975	221	683	2083	5.5	6.5	7.0
215/70R16C	AGILIS 3	TL	108/106T	8.0	1000	950	221	708	2159	5.5	6.5	7.0
215/75R16C	AGILIS 3	TL	113/111T	8.0	1150	1090	216	728	2220	5.5	6.0	7.0
225/65R16C	AGILIS 3	TL	112/110R	8.5	1120	1060	228	698	2129	6.0	6.5	7.0
225/70R15C	AGILIS 3	TL	112/110S	8.5	1120	1060	228	697	2126	6.0	6.5	7.0
225/75R16C	AGILIS 3	TL	121/120R	7.5	1450	1400	223	744	2269	6.0	6.0	7.0
235/60R17C	AGILIS 3	TL	117/115T	8.0	1285	1215	240	714	2178	6.5	7.0	7.5
235/65R16C	AGILIS 3	TL	121/119R	7.5	1415	1360	240	712	2172	6.5	7.0	7.5
235/65R16C	AGILIS 3	TL	115/113T	8.0	1215	1150	240	712	2172	6.5	7.0	7.5

TECHNICAL CHARACTERISTICS TABLE AND PRODUCT OFFER

MICHELIN XCD2 FOR LIGHT TRUCK

BENEFITS:

MICHELIN XCD2 tyres are the reference for usage in the most challenging conditions.

HEIGHT LOADING CAPACITY

- Perfect choice for commercial users.

ROBUST AND STRONG

- Built to endure and last with ability to carry heavy loads with maximum safety.

01 ENDURE MORE TRIPS

WITH A COMBINATION OF RUBBER COMPOUNDS

- Hard outer layer of 100% natural rubber protects casing ply
- Soft inner layer of synthetic rubber content lowers heat generation

02 INCREASED ROBUSTNESS

WITH MAXIMUM BEAD STRENGTH

- Five more wires in bead package
- 20% stronger bead
- Improved resistance to bead failure
- Improved damage resistance during fitting and removal

03 BETTER HANDLING



WITH RUBBER INSERT ON LOWER SIDEWALL

- 27% increased height*
- 45% higher bead reinforcement*
- More rigid sidewall
- Improved handling stability

All claims are made in comparison to the previous generation of MICHELIN XCD tyres.
*Based on MICHELIN XCD2 size 205/70 R15C

Incorrect tyre usage and driving can lead to accidents. To reduce any possible risk, Michelin recommends users to follow the tyre user manual, tyre sidewall information and vehicle user manual strictly. The tyre user manual is available at all Michelin dealers. For more information, please visit **www.michelin.com.au**

2 TECHNICAL CHARACTERISTICS MICHELIN XCD2 FOR LIGHT TRUCK

Dimension	Pattern	Type	Load Index	Load Index (Dual)	Speed Index	Load Capacity (kgs) Single	Load Capacity (Kgs) Dual	Section Width Design Value (mm)	Overall Diameter (mm)	Rolling Circumference (mm)	Min Rim Width (inches)	Measuring Rim Width (inches)	Maxi Rim Width (inches)
195R14C	XCD	TL	106		P	950		198	666	2031	5.00	5.50	6.00
205R14C	XCD	TL	109		P	1030		208	686	2092	5.50	6.00	6.50
215R14C	XCD	TL	112		P	1120		218	714	2178	5.50	6.00	7.00
205/70R15C	XCD	TL	106		Q	950		209	669	2040	5.50	6.00	6.50
215R15C	XCD	TL	112		Q	1120		218	725	2211	5.50	6.00	7.00
205/75R14C	XCD2	TL	109	107	P	1030	975	203	664	2025	5.50	5.50	6.50
215/75R14C	XCD2	TL	112	110	P	1120	1060	216	678	2068	5.50	6.00	7.00
225/75R14C	XCD2	TL	115	113	P	1215	1150	223	693	2114	6.00	6.50	7.00
205/70R15C *	XCD2	TL	106	104	S	950	900	209	669	2040	5.50	6.00	6.50
225/75R15C *	XCD2	TL	116	114	Q	1250	1180	223	719	2193	6.00	7.00	7.50

APPENDIX 3

- TUBE & FLAP ASSEMBLY 74
- TRUCK AND BUS WHEEL 78
- ACCESSORIES 80
- CONVERSION TABLE 82
- GENERAL INFORMATION 85

TYRE/TUBE/FLAP ASSEMBLY

Tyre dimensions	Tube	Valve		Flap	Plates
	Reference	Reference	Bend type	Reference	
7.50R15	15/16J	570	Single	Flap 15X6.00	Plastic
8.25R15	15K	1221	Double	Flap 15X6.00	Plastic
10.00R15	15P	582	Triple	Flap 15X7.50	Plastic
	15P	1548	Straight		
7.00R16	16J 77-95	TR77A	Single, Fixed valve	Flap 16x6.00	Metal
7.50R16	16J 77-95	TR77A	Single, Fixed valve	Flap 16x6.00	Metal
8.25R16	16K 77-95	TR77A	Single, Fixed valve	Flap 16x6.00	Metal
8.25R20	20K	1021	Single	Flap 20x7.50	Metal
9.00R20	20M+ 175 95	TR175A	Single, Fixed valve	Flap 20x7.50	Metal
10.00R20	20N+ 78 95	TR78A	Single, Fixed valve	Flap 20x7.50	Metal
11.00R20	20P 78 95	TR78A	Single, Fixed valve	Flap 20X8.50	Metal
12.00R20 335/80R20	20Q	1158	Single	Flap 20X8.50	Metal
14.00R20 G20	20S	582	Triple	Flap 20X10.00	Plastic
365/85R20	20S	582	Triple	Flap 20X8.50	Metal
395/85R20	20S	582	Triple	Flap 20X10.00	Plastic
16.00R20	20V	1188	Single	Flap 20X10.00	Plastic
	20V	1548	Straight		
12.00R24	24Q	582	Triple	Flap 24/25X8.50 E	Plastic
325/95R24	24Q	582	Triple	Flap 24/25X8.50 E	Plastic

For other CAIs not listed in this table, please contact your Michelin representative.

Flap Groups for use in MICHELIN tyres

Tyre size	Rim width	15X6.00	15X7.50	16X6.00+
7.00R15 7.50R15	5.00	🟢		
	5.50	🟢		
	6.00	🟢		
	6.50	🟢		
8.25R15	5.00			
	5.50			
	6.00			
	6.50	🟢		
10.00R15	6.50	🟢	🟢	
	7.00	🟢	🟢	
	7.50	🔵	🟢	
7.00R16	5.00			🟢
	5.50			🟢
	6.00			🟢
7.50R16	5.50			🟢
	6.00			🟢
	6.50			🔵
8.25R16	6.00			🟢
	6.50			🟢

Bold = Standard rim width

🟢 Preferred fitment on this rim

🔵 Fitment permitted but the flap may be wide

🟡 Fitment permitted but the flap may be narrow

TUBE AND FLAP ASSEMBLY

Flap Groups for use in MICHELIN tyres

Tyre size	Rim width	20X7.50	20X8.50	20X10.00	25/25X8.25	240-24/25L
8.25R20	6.00	Preferred fitment on this rim				
	6.50	Preferred fitment on this rim				
	7.00	Preferred fitment on this rim	Fitment permitted but the flap may be wide			
9.00R20	6.50	Preferred fitment on this rim				
	7.00	Preferred fitment on this rim	Fitment permitted but the flap may be wide			
	7.50	Preferred fitment on this rim	Preferred fitment on this rim			
10.00R20	7.00	Preferred fitment on this rim	Fitment permitted but the flap may be wide			
	7.50	Preferred fitment on this rim	Preferred fitment on this rim			
	8.00	Fitment permitted but the flap may be narrow	Preferred fitment on this rim			
11.00R20	7.50		Preferred fitment on this rim			
	8.00		Preferred fitment on this rim			
	8.50	Fitment permitted but the flap may be narrow	Preferred fitment on this rim			
12.00R20 335/80R20	8.00	Fitment permitted but the flap may be narrow	Preferred fitment on this rim			
	8.50	Fitment permitted but the flap may be narrow	Preferred fitment on this rim			
	9.00		Fitment permitted but the flap may be narrow			
14.00R20 365/80R20	9.00			Preferred fitment on this rim		
	10.00			Preferred fitment on this rim		
16.00R20	10.00			Preferred fitment on this rim		
	11.25			Preferred fitment on this rim		
12.00R24	8.00				Preferred fitment on this rim	Preferred fitment on this rim
	8.50				Preferred fitment on this rim	Preferred fitment on this rim
	9.00				Preferred fitment on this rim	Preferred fitment on this rim

Bold = Standard rim width

Preferred fitment on this rim

Fitment permitted but the flap may be wide

Fitment permitted but the flap may be narrow



TRUCK AND BUS WHEEL

Tube Type Wheel

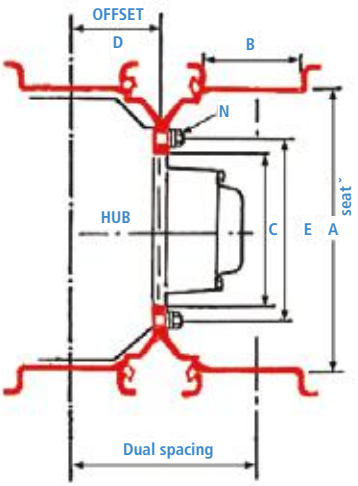

Tubeless Wheel

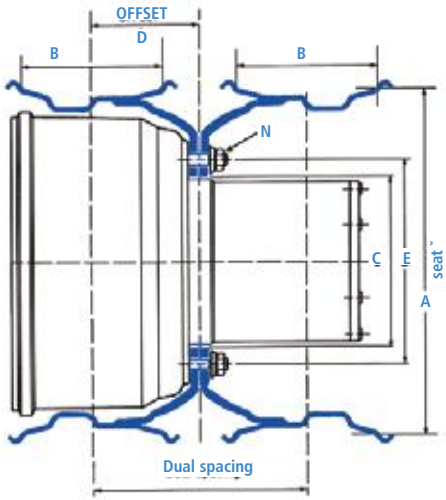

Characteristics

A = Nominal Wheel Diameter
B = Inside width
C = Centre bore
D = Offset
E = Diameter of the fixing holes (PCD)
N = Number of fixing holes
Dual Spacing = 2 x offset

Types of Fixing

Single	Cylindrical	Spherical nut or Spherical washer + Cylindrical	Spherical nut	Conical nut

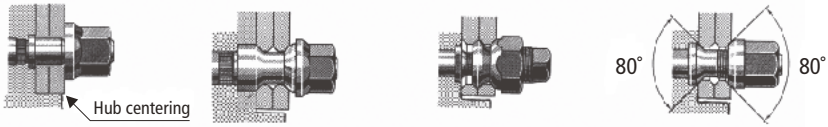

Twinned	SPIGOT (P or M)	Spherical DIN	Budd/AMJ (American/Japanese)	Conical (AN)

TRUCK AND BUS WHEEL

Truck & Bus Rims

Characteristics

Flat base

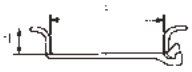

size	F	H
	mm	
3.75 P	95	25.4
4.33 R	110	28.6
5.00 S	127	33.3
6.00 T	152	38.1
7.33 V	186	44.4
8.50 V	216	44.4
9.00 V	229	44.4
10.00 V	254	44.4
10.00 W	254	51.0
11.25	286	51.0
	286	63.5

Advanced (3 pieces) Two 5° taper seats



size	F	H
	mm	
5.0	127	27.9
5.5	140	30.5
6.0	152	33.0
6.5	165	35.6
7.0	178	38.1
7.5	190	40.6
8.0	203	43.2
8.5	216	45.7
9.0	229	48.3
10.0	254	50.8

Semi Drop Centre (SDC) Two 5° taper seats

size	F	H
	mm	
4.50 E-SDC	114.3	19.8
5.00 E-SDC	127.0	19.8
5.50 F-SDC	139.7	22.2
6.00 G-SDC	152.4	27.9
6.50 H-SDC	165.1	33.7
7.00 N-SDC	177.8	34.5

Drop Centre 15° taper seats

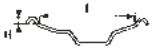

size	F	H
	mm	
5.25	133.4	12.7
6.00	152.4	12.7
6.75	171.5	12.7
7.50	190.5	12.7
8.25	209.6	12.7
9.00	228.6	12.7
9.75	247.6	12.7

Intermediate one 5° taper seats (on fixe side)

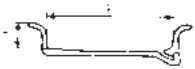

size	F	H
	mm	
5.00 R	127	28.6
5.50 S	140	33.3
6.00 S	152	33.3
6.50 T	165	38.1
7.00 T	178	38.1
7.50 V	190	44.4
8.00 V	203	44.4

5° taper seats (English standard)

B.5.0	127	27.9
B.5.5	140	27.9
B.6.0	152	33.0
B.6.5	165	38.1
B.7.0	178	38.1
B.7.5	190	43.2
B.8.0	203	43.2
B.8.5	216	45.7

5° taper seats (Other standard)

5.0 R	127	28.6
5.5 S	140	33.3
6.0 S	152	33.3
6.5 T	165	38.1
7.0 T	178	38.1
7.5 V	190	44.4
8.0 V	203	44.4
8.5 V	216	44.4
9.0 V	229	44.4
10.0 Wi	254	51.0

Well base/Drop Centre 5° taper seats

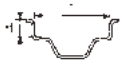

size	F	H
	mm	
4.50 E	114.3	19.8
5.00 F	127.0	22.2
5.50 F	139.7	22.2
5 1/2 K	139.7	19.6
6 L	152.4	21.6
6 1/2 L	165.1	21.6
20 x 5.0 BC	127.0	25.0
9 x 20	228.6	26.5
11 x 20	279.4	26.5

Wide base drop centre 15° taper seats



size	F	H
	mm	
11.75	298.5	12.7
12.25	311.0	12.7
13.00	330.2	12.7
14.00	355.6	12.7
15.00	381.0	12.7
16.00	406.4	12.7
18.00	457.0	12.7

WARNING: Correct wheel components must be used. It is important to note that some hub centered and stud centered wheels may have the same bolt circle pattern. Therefore, they could mistakenly be interchanged. Each mounting system requires its correct mating parts. It is important that the proper components are used for each type of mounting, and that the wheels are fitted to the proper hubs. If hub centered wheel components (hubs, wheels, fasteners) are mixed with stud centered components, loss of torque, broken studs, cracked wheels and possible wheel loss can occur since these parts are not designed to work together.

ACCESSORIES

Rubber base valves for truck

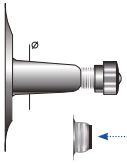

Plastic ferrule for the fitment of valve 746 in 15.7 mm diameter hole

Reference		Ø hole of the valve
ETRTO	MICHELIN	
V2-01-1	746	11,3
V2-01-2	611	15,7
—	990	15,7

Base for truck valve stem

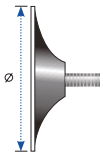

Reference		Ø
ETRTO	MICHELIN	
V3-08-4	1548	57

Valve with straight stem

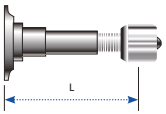

Reference		L mm
ETRTO	MICHELIN	
—	1964	49

Single bend valve stem

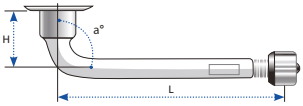

Reference		L mm	H mm	α°
ETRTO	MICHELIN			
V3-02-2	570	43	22	120
V3-02-3	576	44	33	95
V3-02-4	577	44	39	110
V3-02-5	1003	47	20	90
V3-02-7	1188	71	22	100
V3-02-9	1156	99	20	94
V3-02-10	1021	115	20	94
V3-02-12	1157	132	20	94
V3-02-13	751	133	20	90
V3-02-14	1158	138	20	94
V3-02-20	750	53	22	95
V3-02-23	1012	66	29	90
V3-03-4	1010	84	15	94

Double bend valve stem

Reference		L mm	A mm	B mm	H mm	α°	β°
ETRTO	MICHELIN						
V3-04-1	578	60	32	37	20	90	138
V3-04-2	579	76	38	41	20	90	153
V3-04-6	734	128	86	47	20	90	153
V3-04-8	1198	80	38	43	20	90	167
V3-04-26	1877	140	99	42	20	99	189
V3-05-1	1221	96	32	66	16	90	165

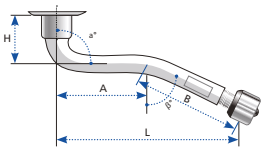

ACCESSORIES

Triple bend valve stem

Reference		L mm	A mm	B mm	H mm	h mm	α°	γ°
ETRTO	MICHELIN							
V3-06-2	580	94	44	12	20	17	90	125
V3-06-3	581	114	46	20	20	17	90	140
V3-06-5	582	131	62	19	20	17	90	139
V3-06-7	1348	106	45	18	20	17	90	137

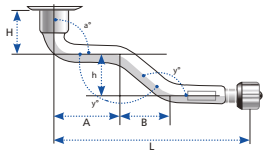

Mounting a universal valve stem

1. Check that air-tight rubber must be dry and clean when fitting.
2. Screw down the stem until contact is made with the washer.
3. Continue to screw in two complete turns for air-tightness.
4. Tighten the stem further until the final position is reached.

IMPORTANT : do not unscrew

NB : Do not tighten more than recommended above.
Do not forget to fit the valve cap which keeps it clean and helps keep the valve leakproof.

Essential accessories



Truck Tyre valve extension

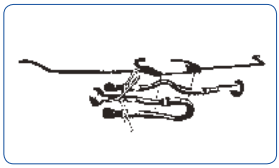

In these assemblies, always fit the valves facing each other.

Fixing Clamps for Trucks Tyres valve extension

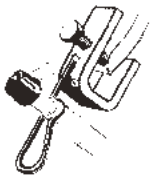

When tyres are twinned, in order to avoid abnormal wear and tyre overload problems, it is essential to ensure that twinned tyres are the same size, same manufacture, same type and tread pattern, and that the wear rates and pressures are the same.

Valve extensions fitted to inner twins, permit easy verification of tyre pressures. It is essential to ensure that they are correctly fitted, and supported with the appropriate brackets where necessary.

CONVERSION TABLE

Equivalent Sizes

100 Series	90 Series	Low Profile Series
7.50 R 15		215/75 R 17.5
8.25 R 15	9 R 17.5	235/75 R 17.5
10.00 R 15		285/70 R 19.5
7.00 R 16	8 R 17.5	205/75 R 17.5
7.50 R 16	8.5 R 17.5	215/75 R 17.5
		225/75 R 17.5
		225/80 R 17.5
8.25 R 16	9.5 R 17.5	235/75 R 17.5 245/70 R 19.5
	10 R 17.5	
	225/90 R 17.5	
7.50 R 20	8 R 22.5	
8.25 R 20	9 R 22.5	
9.00 R 20	10 R 22.5	255/70 R 22.5
		275/70 R 22.5
10.00 R 20	11 R 22.5	295/80 R 22.5
		275/80 R 22.5
		275/70 R 22.5
11.00 R 20	12 R 22.5	295/80 R 22.5
		315/80 R 22.5
		305/70 R 22.5
		315/70 R 22.5
12.00 R 20	13 R 22.5	315/80 R 22.5

Note : Before any change over please check :

- Load capacity
- Vehicle clearance
- Recommended rim/wheel
- Dual spacing

CONVERSION TABLE

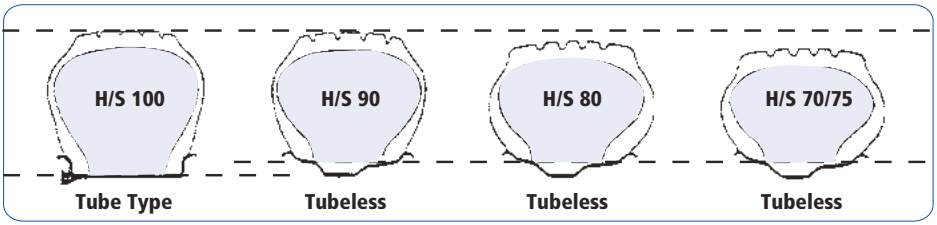

Conversion Table

Quantity	Units	Other Units
Length	m (meter)	1 inch (*) = 0.0254 m (or 25.4 mm) 1 mile = 1,609 m (or 1.609 km)
Mass	kg (kilogram)	1 pound (lb) = 0.4536 kg
Pressure	kPa (kilo pascal)	1 bar = 14.5 PSI 1 bar = 100 kPa 1 kg/cm^2 = 98.066 kPa
Speed	m/s (meter per second)	1 km per hour (km/hr)* = 0.27778 m/s 1 mile per hour (m.p.h.) = 0.4470 m/s 1 mile per hour (m.p.h.) = 1.60935 km/h

Load Range / Ply Rating

B - 4	F - 12	L - 20
C - 6	G - 14	M -22
D - 8	H - 16	
E - 10	J - 18	

CONVERSION TABLE

Pressure Unit Conversion Table

kPa	bar	psi*	kg/cm²*
100	1.0	15	1.0
150	1.5	22	1.5
200	2.0	29	2.0
250	2.5	36	2.5
300	3.0	44	3.1
350	3.5	51	3.6
400	4.0	58	4.1
450	4.5	65	4.6
500	5.0	73	5.1
550	5.5	80	5.6
600	6.0	87	6.1
650	6.5	94	6.6
700	7.0	102	7.1
750	7.5	109	7.7
800	8.0	116	8.2
850	8.5	123	8.7
900	9.0	131	9.2
950	9.5	138	9.7
1,000	10.0	145	10.2
1,050	10.5	152	10.7

** Values in psi and kg/cm² rounded to the nearest pratical units.*

Adjusted Inflation Pressure (psi) when inflating indoors at 18°C

Recommended Pressure (psi)	Outside Ambient Temperature (°C)										
	10°	4°	-1°	-7°	-12°	-18°	-23°	-29°	-34°	-40°	-46°
75	78	80	81	83	86	88	90	92	95	98	100
80	83	85	87	89	91	93	96	98	101	104	107
85	88	90	92	94	97	99	102	104	107	110	113
90	93	95	98	100	102	105	108	110	113	116	119
95	98	101	103	105	108	111	113	116	119	123	126
100	103	106	108	111	113	116	119	122	125	129	132
105	109	111	114	116	119	122	125	128	132	135	139
110	114	116	119	122	125	128	131	134	138	141	145
115	119	122	124	127	130	133	137	140	144	148	151
120	124	127	130	133	136	139	143	146	150	154	158
125	129	132	135	138	141	145	148	152	156	160	164
130	134	137	140	144	147	150	154	158	162	166	171

GENERAL INFORMATION

Load Capacity Index					
LI	kg	LI	kg	LI	kg
115	1,215	138	2,360	161	4,625
116	1,250	139	2,430	162	4,750
117	1,285	140	2,500	163	4,875
118	1,320	141	2,575	164	5,000
119	1,360	142	2,650	165	5,150
120	1,400	143	2,725	166	5,300
121	1,450	144	2,800	167	5,450
122	1,500	145	2,900	168	5,600
123	1,550	146	3,000	169	5,800
124	1,600	147	3,075	170	6,000
125	1,650	148	3,150	171	6,150
126	1,700	149	3,250	172	6,300
127	1,750	150	3,350	173	6,500
128	1,800	151	3,450	174	6,700
129	1,850	152	3,550	175	6,900
130	1,900	153	3,650		
131	1,950	154	3,750		
132	2,000	155	3,875		
133	2,060	156	4,000		
134	2,120	157	4,125		
135	2,180	158	4,250		
136	2,240	159	4,375		
137	2,300	160	4,500		

Speed Category Symbols		
Speed symbol	Speed in km/hr	MPH approx
A1	5	3
A2	10	6
A3	15	9
A4	20	12
A5	25	16
A6	30	19
A7	35	22
A8	40	25
B	50	31
C	60	37
D	65	40
E	70	43
F	80	50
G	90	56
J	100	62
K	110	68
L	120	75
M	130	81
N	140	87

Important : *At the time of fitting, it is vital that the various markings be checked, in order to be certain that the tyre is suitable for operation at the maximum allowed vehicle speed and loading.*

Speed / Load / Pressure Combinations							
Speed symbol / Speed in km/hr	Load capacity variation (%)						Pressure Adjustment (%)
	F (80 km/hr)	G (90 km/hr)	J (100 km/hr)	K (110 km/hr)	L (120 km/hr)	M (130 km/hr)	
0	+150	+150	+150	+150	+150	+150	+40
5	+110	+110	+110	+110	+110	+110	+40
10	+80	+80	+80	+80	+80	+80	+30
15	+65	+65	+65	+65	+65	+65	+25
20	+50	+50	+50	+50	+50	+50	+21
25	+35	+35	+35	+35	+35	+35	+17
30	+25	+25	+25	+25	+25	+25	+13
35	+19	+19	+19	+19	+19	+19	+11
40	+15	+15	+15	+15	+15	+15	+10
45	+13	+13	+13	+13	+13	+13	+9
50	+12	+12	+12	+12	+12	+12	+8
55	+11	+11	+11	+11	+11	+11	+7
60	+10	+10	+10	+10	+10	+10	+6
65	+7.5	+8.5	+8.5	+8.5	+8.5	+8.5	+4
70	+5.0	+7.0	+7.0	+7.0	+7.0	+7.0	+2
75	+2.5	+5.5	+5.5	+5.5	+5.5	+5.5	+1
80	[0]	+4.0	+4.0	+4.0	+4.0	+4.0	0
85		+2.0	+3.0	+3.0	+3.0	+3.0	0
90		[0]	+2.0	+2.0	+2.0	+2.0	0
95			+1.0	+1.0	+1.0	+1.0	0
100			[0]	0	0	0	0
110				[0]	0	0	0
120					[0]	0	0
130						[0]	0

"The coefficients indicated in this table correspond to the international standard e.g. European Standard (E.T.R.T.O). They are given for information purpose only and may change. Please contact MICHELIN Technical Department for any modifications which are beyond the restrictions found either in this catalogue or on tyre sidewall markings. When the coefficients of this table require pressure adjustment more than 10 bars, essentially, reduce load to correspond with maximum 10 bars pressure and/or contact us. Also, use rims which are resistant to an increased pressure and respect the rules of rim mounting and usage."

MEMO

MICHELIN

www.michelin.com.au