



Intended for Mixed usage  
On/Off road

MICHELIN  
X<sup>®</sup> WORKS™ HD Z

MICHELIN  
X<sup>®</sup> WORKS™ HD D

# MICHELIN X<sup>®</sup> WORKS™ HD Z - HD D

ROBUST ON SITE,  
LONG LASTING  
ON ROAD



ALL POSITION

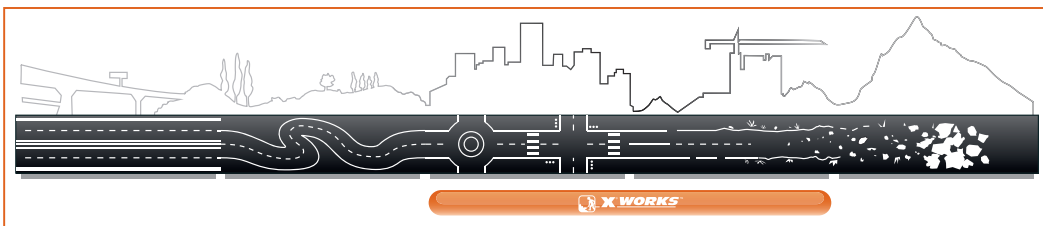


X<sup>®</sup> WORKS™ HD Z 315/80 R22.5 Z \*

DRIVE AXLE



X<sup>®</sup> WORKS™ HD D 315/80 R22.5 D \*

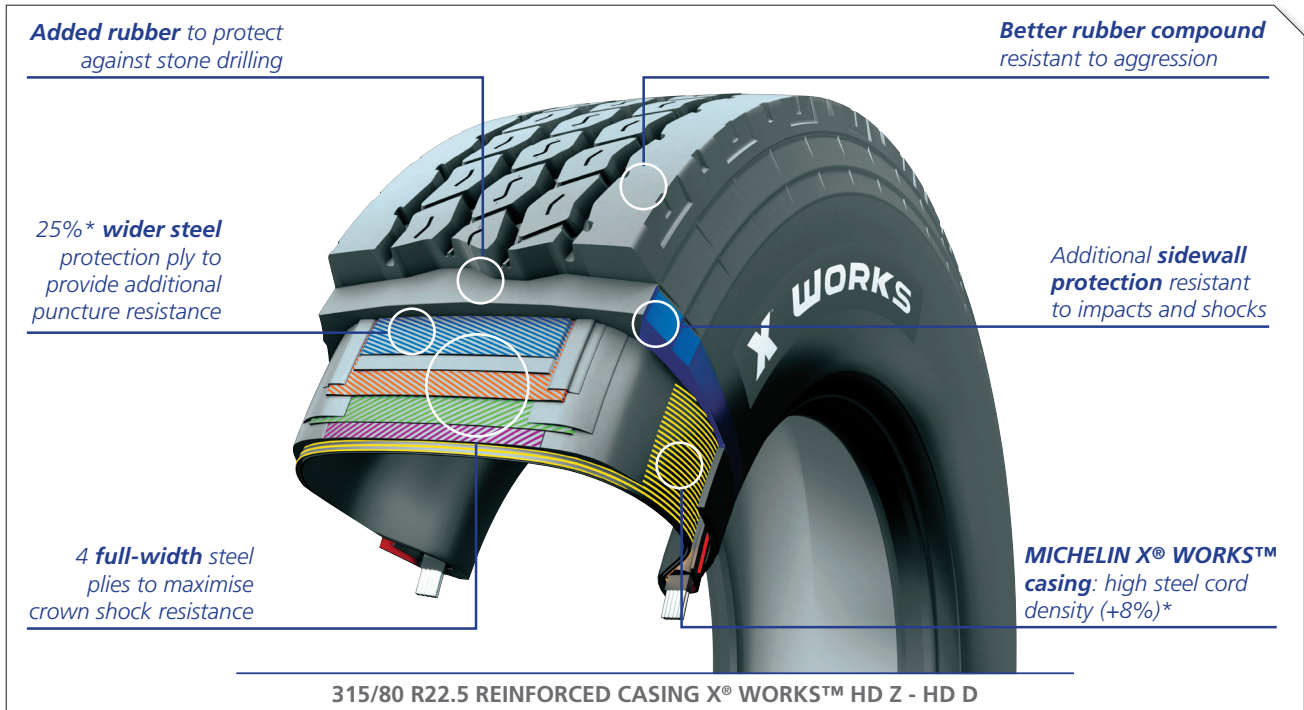


\* Rebranded XZY & XDY as HD Z & HD D

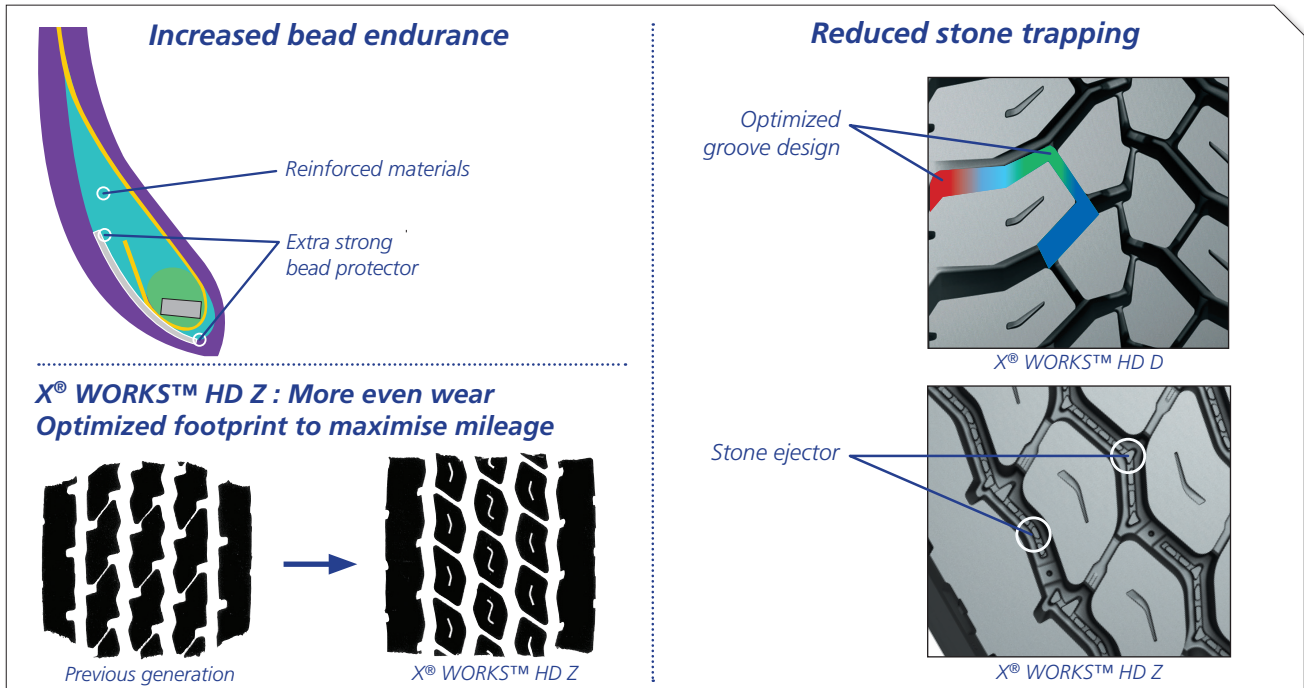


# MICHELIN X<sup>®</sup> WORKS™ HD Z - HD D

## THE NEW REFERENCE FOR ROBUSTNESS & MILEAGE



\* Compared to Michelin's previous generation of products (315/80 R22.5)



### MICHELIN TECHNICAL TRUCK TYRE DATA

Tread Pattern	Load index/ Speed symbol	Section width (mm)	Free diameter	Laden radius	Minimum dual spacing	Advised Rims	S=Single T= Twin	Pressure (Bars - PSI) Load per axle						
								6,0 90	6,5 95	7,0 100	7,5 110	8,0 115	8,25 120	8,50 125
Michelin X <sup>®</sup> WORKS™ HD Z 315/80 R22.5	156/150 K	317	1080	502	350	22.5 x 9.00 22.5 x 9.75	S T	5840 9780	6270 10500	6700 11230	7140 11950	7570 12680	7780 13040	8000 13400
Michelin X <sup>®</sup> WORKS™ HD D 315/80 R22.5	156/150 K	317	1091	507	350	22.5 x 9.00 22.5 x 9.75	S T	5840 9780	6270 10500	6700 11230	7140 11950	7570 12680	7780 13040	8000 13400

\* Rebranded XZY & XDY as HD Z & HD D

