

CHOOSE MICHELIN® X ONE® TIRES

***FOR INCREASED FUEL EFFICIENCY,
PAYLOADS AND UPTIME.***



THE RIGHT TIRE CHANGES EVERYTHING. SAVE FUEL. SAVE WEIGHT. SAVE TIME. GO GREEN.

They've been on the road for more than 20 years. Millions of MICHELIN® X One® tires have worked hard for thousands of customers across North America.

MICHELIN X One tires have:

- › Saved millions gallons of fuel
- › Provided for tons of added freight
- › Eliminated countless unnecessary pressure checks and rotations
- › Saved CO₂- equivalent greenhouse gases.⁽¹⁾



IT'S EASY TO MAKE THE SWITCH FROM DUALS.

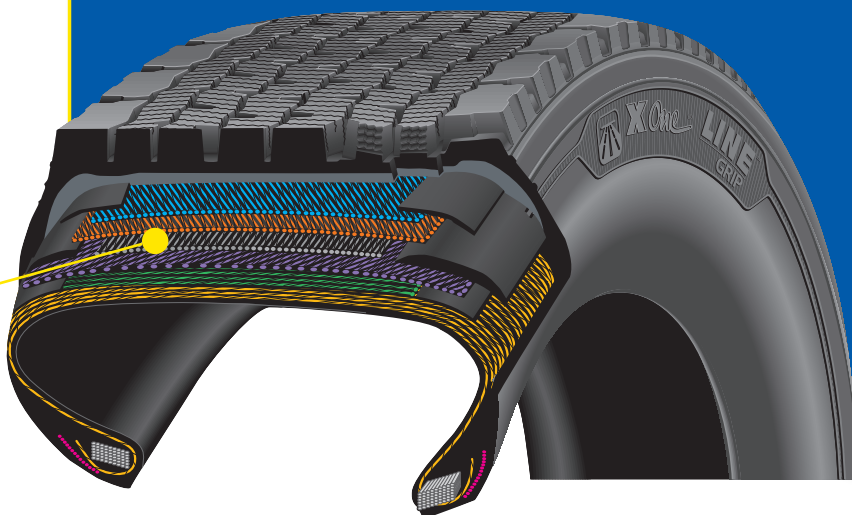
Whether you're driving long haul or regional, fuel conscious or high horsepower, low profile 22.5", standard 22.5" or low profile 24.5", we've got you covered. MICHELIN® X One® tires have been sized to replace a set of duals with no gearing change required.⁽²⁾

INFINI-COIL® TECHNOLOGY

One key to outstanding performance of the MICHELIN® X One® tire is Infini-Coil® Technology. Combined with a radial ply, three additional working belts and a full-width protector belt, the six-ply package helps provide exceptional vehicle handling and stability. Infini-Coil® Technology minimizes casing growth and maximizes the tread contact patch.

Infini-Coil® Technology

TIRE TECHNOLOGY: ON THE INSIDE



1. Based on industry standard rolling resistance testing of comparable tires and retreads. Actual results may vary, and may be impacted by many factors, to include road conditions, weather and environment, driver performance, etc.

2. Conversions from 11R24.5 tires may require gearing change.

SAVE FUEL

For most fleets, fuel costs represent the single highest non-payroll operating expense.

Rolling resistance accounts for approximately 32% of fuel consumption.⁽¹⁾

The lower the rolling resistance, the less fuel is consumed. And a big part of rolling resistance is the heat generated by the tire's sidewalls and tread design as they flex and squirm.

Because MICHELIN® X One® tires have only two sidewalls instead of four, and they're made with advanced technology, they are designed to reduce rolling resistance, saving you fuel.

1. Class 8 Truck Energy Audit, Technology Roadmap for the 21st Century Truck. Program: A Government-Industry Research Partnership, 21CT-001, December 2000. Or Page 208 of 1690 Greenhouse Gas Emissions and Fuel Efficiency Standards for Medium- and Heavy-Duty Engines and Vehicles - Phase 2.



MICHELIN® X ONE® SUCCESS STORIES



MICHELIN® X One® Tires: Fuel Savings

"... you're running down the highway and you're saving fuel every single mile [with MICHELIN X Ones]..."

KEVIN BERGMAN | *PRIME inc.*

Cost Comparison for MICHELIN® X ONE® Tires



"One of the things we noticed is that the competitors could come nowhere near MICHELIN® X One® in terms of wear. That was one of the deciding factor in going exclusively with the MICHELIN® X One® wide based tire."

MICHELIN® X ONE® tires help maintain the budget

"Since we started the X One program, our tire budget has remained relatively flat while all our other costs have increased. Also are getting significantly more wear, about 15% more wear out of our X Ones than we did the dual tires."

STEVE ERWIN | *Clinton's Ditch Cooperative Co.*



MICHELIN® X One® Tires: Weight Savings and Increased Payload

"We've seen incredible savings in weight and increased payload. We see a 3000 pound per load difference.

We carry more payload in a shorter amount of time."

BRIAN HITCHCOCK | *MBH Trucking*

SAVE WEIGHT

One MICHELIN® X One® tire weighs significantly less than a set of dual tires and wheels. In fact, the MICHELIN® X One® tire is designed to save in the range of 796-1,426 pounds (360-646 kg) per tractor-trailer combination.

That means more payload and increased revenue per trip.



WEIGHT SAVINGS EXAMPLES

	DUALS (Aluminum Wheels)	X One® (Light Weight Aluminum Wheels)
	Tire/Wheel x Qty.	Tire/Wheel x Qty.
Steer	160 x 2 = 320	160 x 2 = 320
Drive	175 x 8 = 1,400	233 x 4 = 932
Trailer	148 x 8 = 1,184	214 x 4 = 856
Total	2,904 lbs.	vs. 2,108 lbs.
796 Pound Savings		

MICHELIN® X® LINE ENERGY Z, X® Line Energy D, X® Line Energy T (275/80R22.5)
vs. X® LINE ENERGY Z, X One® Line Energy D, X One® Line Energy T.

	DUALS (Steel Wheels)	X One® (Light Weight Aluminum Wheels)
	Tire/Wheel x Qty.	Tire/Wheel x Qty.
Steer	195 x 2 = 390	160 x 2 = 320
Drive	210 x 8 = 1,680	233 x 4 = 932
Trailer	183 x 8 = 1,464	214 x 4 = 856
Total	3,534 lbs.	vs. 2,108 lbs.
1,426 Pound Savings		

MICHELIN® X® LINE ENERGY Z, X® Line Energy D, X® Line Energy T (275/80R22.5)
vs. X® LINE ENERGY Z, X One® Line Energy D, X One® Line Energy T.



SAVE TIME

It's simple, the more tires you have, the more time it takes to maintain them. With MICHELIN® X One® tires, you have only 10 tires to mount, demount and check pressure per truck. Now, multiply that time savings across your entire fleet over the course of a year. See how much time you can save.

GO GREEN

Michelin is committed to a cleaner, greener planet. That's why we've been a SmartWay® Transport Partner since the program's beginning. SmartWay® is an innovative collaboration between the EPA ⁽¹⁾ and the freight sector designed to improve energy efficiency and reduce greenhouse gas and emissions.

Companies that participate in SmartWay® Transport programs not only save money through lower fuel consumption, but are often recognized for their social responsibility and leadership.



OUR SMARTWAY® VERIFIED MICHELIN® X ONE® TIRES

- MICHELIN® X One® Line Energy D2 tire
- MICHELIN® X One® Line Grip D tire
- MICHELIN® X One® Line Energy T2 tire
- MICHELIN® X One® Multi Energy T tire
- MICHELIN® X One® Multi T tire



1. Environmental Protection Agency

2. Based on internal tests against SmartWay® requirements. For more information on SmartWay® verified technologies, go to US: www.epa.gov/smartway or CA: <http://www.nrcan.gc.ca>.

LEARN MORE ABOUT OUR MOST POPULAR MICHELIN® X ONE® TIRES



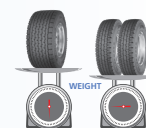
MICHELIN® X ONE® LINE ENERGY D2 TIRE

- Ultra-low rolling resistance due to advanced tread compounding and compound tread sculpture, save \$2,317 {CAD 3,518} per year versus Bridgestone Greatec M835A Ecopia tires.
- Designed with driver confidence in mind, providing stability and long-lasting traction with the Regenion Tread design while delivering enhanced durability.
- Total Satisfaction Guarantee: Peace of mind for you and your drivers. See business.michelinman.com for details



MICHELIN® X ONE® LINE GRIP D TIRE

- Maximize Driver Confidence in Harsh Weather: Snow traction and open shoulder provide grip. Care for your drivers and their cargo.
- Total Cost of Ownership: Maximized tread life, more payload and fuel savings help your profitability.
- Total Satisfaction Guarantee: Peace of mind for you and your drivers. See business.michelinman.com for details



MICHELIN® X ONE® LINE ENERGY T2 TIRE

- New Tread Design: New directional micro sipes and robust solid shoulders help reduce irregular wear.
- Infini-Coil® Technology: A ¼ mile (400 meters) of continuous steel cable wrapped around the casing to help eliminate casing growth and maintain a consistent footprint for long mileage.
- Matrix Siping: Located on the three center ribs, sipes with zigzag walls interlock to provide a stable tread block for squirm resistance.



MICHELIN® X ONE® MULTI ENERGY T TIRE

- Breakthrough Advanced Casing Technology delivers significant reduction in irregular wear⁽³⁾ and improved fuel economy⁽⁴⁾
- An optimized architecture with directional microsidipes and a solid shoulder help resist irregular wear
- Wide Infini-Coil® Technology provides a consistent footprint for improved removal mileage
- SmartWay® fuel efficiency⁽¹⁾ is achieved through Advanced Technology Compounds that offer a 15% reduction in rolling resistance⁽⁵⁾



MICHELIN® X ONE® MULTI T TIRE

- Advanced co-extrusion technology produces a dual-tread compound: Resists scrub where the rubber meets the road. Provides a cooler internal layer to maximize casing life.
- Carry more payload vs dual tires: 289 pounds or 131 kilograms.
- Improved resistance to stone drilling with the use of variable groove walls partnered with groove bottom protectors.



MICHELIN® X ONE® DRIVE AND TRAILER TIRE SIZES AND TECHNICAL SPECS

Tread	Dimension	Load Range	MSPN	Max Speed *		Loaded Radius		Overall Diameter		Overall Width		Approved Rim	Revs Per Mile	Tread Depth		Max Load Tire Single		Weight
				mph	kph	in.	mm	in.	mm	in.	mm			32nds	mm	lbs.	PSI	
X One® Line Energy D2	445/50R22.5	L	26760	75	120	18.6	472	40.1	1020	17.1	434	14.00	518	20	16	10200	120	175.7
X One® Line Grip D	445/50R22.5	L	71140	75	120	18.6	474	40.4	1026	17.1	435	14.00	515	27	21	10200	120	182.1
X One® Line Grip D	455/55R22.5	L	13289	75	120	19.6	497	42.4	1076	17.6	448	14.00	491	27	21	11000	120	201.7
X One® Line Energy T2	445/50R22.5	L	75029	75	120	18.2	463	39.4	1002	17.1	433	14.00	527	12	10	10200	120	158.2
X One® Multi Energy T	445/50R22.5	L	33836	75	120	18.4	467	39.7	1008	17.1	434	14.00	523	16	13	10200	120	163.8
X One® Multi Energy T	455/55R22.5	L	47798	75	120	19.3	490	41.7	1059	17.6	447	14.00	499	16	13	11000	120	177.5
X One® Multi T	445/50R22.5	L	60459	75	120	18.4	468	39.8	1011	17.1	435	14.00	522	18	14	10200	120	165.5

* Exceeding the lawful speed limit is neither recommended nor endorsed.

1. Based on industry standard rolling resistance testing of comparable tires and retreads. Actual results may vary, and may be impacted by many factors, to include road conditions, weather and environment, driver performance, etc.

2. Compared to 445/50R22.5 MICHELIN® X ONE® XDA® ENERGY tire using GST/FE testing.

3. Based on current pull point vs MICHELIN® X ONE® XTA® tire in field testing and observation.

4. Versus MICHELIN® X ONE® XTE® tire in field testing and observation.

5. Improvement based on comparison vs. MICHELIN® X ONE® XTE® tire rolling resistance. Rolling resistance data is determined using drum tests according to ISO 28580 procedures. For more information, see your Michelin Truck Representative. Actual results may vary, and may be impacted by many factors, to include road conditions, weather and environment, driver performance, etc.

MICHELIN® tires and tubes are subject to a continuous development program. Michelin North America, Inc. reserves the right to change product specifications at any time without notice or obligations.

MNA, Inc. continually updates its product information to reflect any changes in Industry Standards. Printed material may not reflect the current Load and Inflation information. Please visit business.michelinman.com for the latest product information. The actual load and inflation pressure used must not exceed the wheel manufacturer's maximum conditions. Never exceed a wheel manufacturer's limits without permission from the component manufacturer.

ALL-POSITION MICHELIN® X ONE® TIRES



**MICHELIN® X ONE®
XZU® S TIRE**



**MICHELIN® X ONE®
XZY® 3 TIRE**

- › All-position MICHELIN® X One® tire designed for weight and fuel savings in urban/regional operations
- › Application-specific compounds combining scrub-resistant tread rubber with a cooler base tread rubber for long tread life in urban/regional service
- › Aggressive shoulder rib design for outstanding wet and soft soil traction
- › Extra sidewall/shoulder thickness and aggressive protector rib design help provide protection against shock and impacts
- › Groove bottom protectors help eject stones and protect against stone drilling
- › All-position MICHELIN® X One® tire designed for weight and fuel savings in on/off road operations
- › Aggressive shoulder rib design for outstanding wet and soft soil traction
- › Extra sidewall/shoulder thickness and aggressive protector rib design help provide protection against shock and impacts
- › Groove bottom protectors help eject stones and protect against stone drilling

MICHELIN® X ONE® ALL-POSITION TIRE SIZES AND TECHNICAL SPECS

Tread	Dimension	Load Range	MSPN	Max Speed *		Loaded Radius		Overall Diameter		Overall Width		Approved Rim	Revs Per Mile	Tread Depth		Max Load Tire Single		Weight
				mph	kph	in.	mm	in.	mm	in.	mm			32nds	mm	lbs.	PSI	
X One® XZU® S	455/55R22.5	M	28513	75	120	19.4	492	41.9	1065	17.8	452	14.00	496	23	18	11700	130	203
X One® XZY® 3	455/55R22.5	M	11629	75	120	19.4	492	41.9	1065	17.8	452	14.00	496	23	18	11700	130	203


* Exceeding the lawful speed limit is neither recommended nor endorsed.

MICHELIN® tires and tubes are subject to a continuous development program. Michelin North America, Inc. reserves the right to change product specifications at any time without notice or obligations. MNA, Inc. continually updates its product information to reflect any changes in Industry Standards. Printed material may not reflect the current Load and Inflation information. Please visit business.michelinman.com for the latest product information. The actual load and inflation pressure used must not exceed the wheel manufacturer's maximum conditions. Never exceed a wheel manufacturer's limits without permission from the component manufacturer.

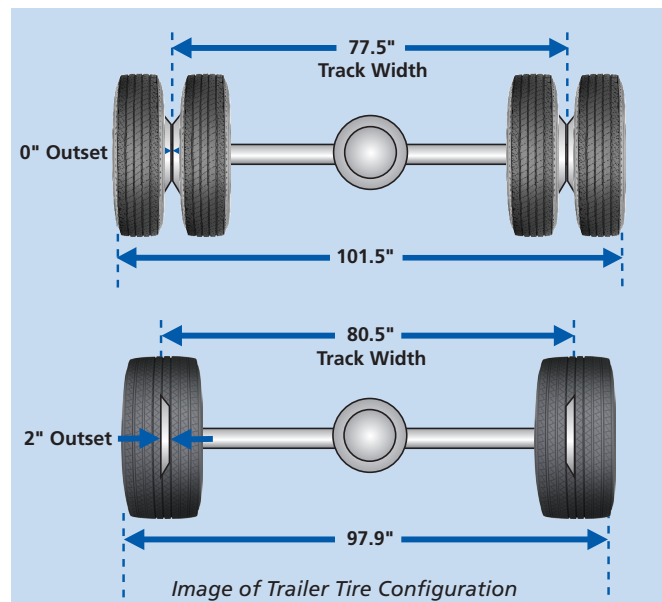
WHAT ABOUT STABILITY AND TRACTION?

Vehicle stability is a function of its track width and the height of its center of gravity. While the overall sidewall-to-sidewall width is reduced with MICHELIN® X One® tires, the use of the outset wheel extends the vehicle track width by over three inches. This wider track helps improve stability.

And what about traction? Just look at the footprint. A big footprint means great traction.



MICHELIN® X One® Line Energy D Tire Footprint



AVAILABLE WHEREVER THE ROAD TAKES YOU



BUY MICHELIN®
X ONE® TIRES

AT
2,000+ DEALERS
AND
TRAVEL PLAZAS
(US Only)

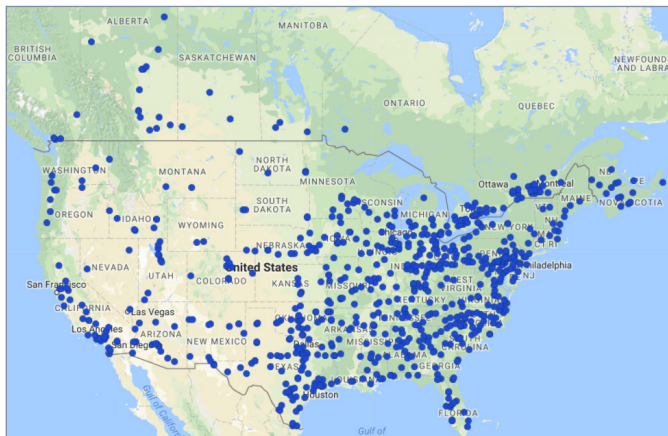
**LESS
THAN A**



**15-MINUTE
WAIT
AVERAGE**

**BETWEEN DUALS AND
MICHELIN® X One® tires.**

For a dealer near you, go to US: **business.michelinman.com**
or CA: **business.michelin.ca**



For tires on the road,
MICHELIN® ONCall
emergency road service
is available at
1-800-TIRE-911®.



THE FACTS ABOUT MICHELIN® X ONE® TIRES

Michelin invented the wide base single tire category in 2000 with the introduction of the MICHELIN® X One® tire, designed to deliver unprecedented levels of fuel efficiency and weight savings. Since then, thousands of satisfied customers have seen improvements to their bottom lines.

Yet misconceptions about this innovative tire still exist. Like, with MICHELIN® X One® tires you experience longer downtime. Or that dealers don't carry them in stock.

Not true. On both accounts.

If you've heard these misconceptions, and others, we invite you to watch our video at youtube.
<https://www.youtube.com/watch?v=gbtluEyEb1Y>
— **The Facts About MICHELIN® X One® Tires.**

It will put to rest any questions you might have about their availability and uptime.

Learn the facts. And start saving in fuel and almost 200 pounds (90 kg) per axle.

SATISFACTION AND PERFORMANCE GUARANTEED

We are so confident that our MICHELIN® X One® tires will deliver on their promise of fuel savings and weight savings that we'll guarantee your total satisfaction on the two most important aspects of ownership:

Total Driver Satisfaction.

If your drivers are not totally satisfied with the traction and handling of the MICHELIN® X One® tires after the first 60 days and before 210 days of usage, we will issue a full refund (credit memo) for the original value of the tire and the wheel⁽¹⁾ upon their return + \$30 per assembly to cover the dealer service work required.

Total Owner Satisfaction.

If you are not totally satisfied with the bottom line performance of the MICHELIN® X One® tire in terms of your chosen attribute(s) such as mileage, retreadability, weight savings and/or fuel savings after the original tread life of the tire, we will buy back the casing for \$150 and the wheel⁽¹⁾ for 75% of its original value.




1. Wheels refunded only if the customer converted from dual wheels to wide base wheels in order to run MICHELIN® X One® tires. Please see a Michelin Sales Representative for complete details.

WHAT ABOUT RETREADING?



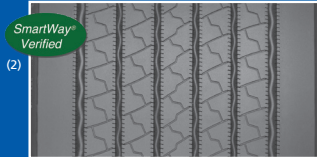
- MICHELIN® X One® tires are retreadable, just like any radial truck tire.
- Infini-Coil® Technology ensures zero casing growth and better crown endurance.
- MICHELIN® X One® casings are warranted at 100% for 70 weeks when retreaded via the Michelin Retread Technologies (MRT) franchise network. See MRT National Limited Warranty for details.
- Michelin Retread Technologies offers “like new” tread designs and compounds to help maintain second life performance.



Tread Size ⁽¹⁾		375	
Tread Depth	32nds	22	
	mm	17	
LINE HAUL	REGIONAL	ON/OFF ROAD	URBAN

X ONE® LINE ENERGY D PRE-MOLD RETREAD

- SmartWay® fuel efficiency ⁽²⁾ with Dual Energy Compound Tread
- Matrix Sipes help provide excellent traction and even wear
- Long tread life
- Winged tread for maximum shoulder adhesion



Tread Size ⁽¹⁾		375	425
Tread Depth	32nds	13	
	mm	10.5	
LINE HAUL	REGIONAL	ON/OFF ROAD	URBAN

X ONE® LINE ENERGY T2 PRE-MOLD RETREAD

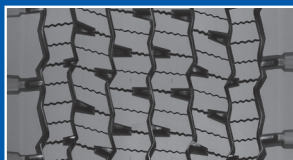
- New Tread Design – Micro sipes and a solid shoulder help reduce irregular wear.
- Broad, Optimized Contact Patch – Spreads stress evenly across the tread to promote clean, even wear.
- Winged Tread – Provides maximum shoulder adhesion to the casing



Tread Size ⁽¹⁾		375	385
Tread Depth	32nds	15	
	mm	12	
LINE HAUL	REGIONAL	ON/OFF ROAD	URBAN

X ONE® MULTI ENERGY T PRE-MOLD RETREAD

- Full 15/32nds tread depth provides outstanding mileage
- Long tread life enhanced using a winged tread for maximum adhesion
- Waved groove bottoms and stone ejectors help defend against stone drilling
- Irregular wear is reduced by micro-sipes and a solid shoulder



Tread Size ⁽¹⁾		375	385
Tread Depth	32nds	27	
	mm	21	
LINE HAUL	REGIONAL	ON/OFF ROAD	URBAN

X ONE® LINE GRIP D PRE-MOLD RETREAD

- Long Tread Life: Maximum mileage from Dual Compound Tread
- Driver Confidence: Outstanding grip from Matrix Siping and open shoulder
- Durability: Winged Tread provides maximum shoulder adhesion in high scrub applications



Tread Size ⁽¹⁾		390	400
Tread Depth	32nds	26	
	mm	21	
LINE HAUL	REGIONAL	ON/OFF ROAD	URBAN

X ONE® XDA-HT™ PRE-MOLD RETREAD


- Aggressive lug-type design
- Optimized for regional and long-haul operations
- Cool-running compound



Tread Size ⁽¹⁾		385	
Tread Depth	32nds	23	
	mm	18	
LINE HAUL	REGIONAL	ON/OFF ROAD	URBAN

X ONE® XZU® S PRE-MOLD RETREAD

- Unique two-layer compound designed to minimize casing temperature
- Enhanced protection against stone drilling
- Tread design optimized for all-weather traction



Tread Size ⁽¹⁾		385	
Tread Depth	32nds	29	
	mm	23	
LINE HAUL	REGIONAL	ON/OFF ROAD	URBAN

X ONE® XZU® S + PRE-MOLD RETREAD

- Co-Ex Technology, unique two-layer compound designed to minimize casing temperature for longer casing life
- Wing tread design for added protection on the shoulders for high scrub application
- Rib tread design optimized for better on road feel and long wear

1. This tread has winged tips. The tread measurement is the base width. See data sheet for tread tip-to-tip measurement.

2. Based on internal tests against SmartWay® requirements. For more information on SmartWay® verified technologies, go to US: www.epa.gov/smartway or CA: <https://www.nrcan.gc.ca>.

TO FIND OUT MORE
US: business.michelinman.com
CA: business.canada.ca

FIND US ON FACEBOOK
[michelintruck](https://www.facebook.com/michelintruck)

@ CONTACT US ON THE WEB
US: business.michelinman.com/contact-us
CA: business.canada.ca/contact-us

CONTACT US BY TELEPHONE
US: 1-888-622-2306
CA: 1-888-622-2306