



Michelin Retread Technologies

LONG DISTANCE TRANSPORT





LINE D S60 LINE D

DRIVE 



SAVINGS

Up to +15% mileage vs. previous RECAMIC XDA2 Energy⁽¹⁾.
Lower fuel consumption vs previous RECAMIC XDA2 Energy⁽¹⁾.

ECOLOGY

Low fuel consumption range.
70% of raw materials saved for a retreaded tyre versus newly manufactured tyre⁽²⁾.
50 kg less waste to recycle in average thanks to retreading⁽²⁾.


(1) Results based on internal simulation tool and internal rolling resistance test done by Michelin in June 2020 comparing the RECAMIC Line D versus RECAMIC XDA2 Energy 270mm tread width retreaded in 315/70 R 22.5. Results may vary according to road and weather conditions

(2) For more details see website trucks.michelin.eu

(3) Internal study done at Michelin research center in June 2020 – Thermal Test – comparing the RECAMIC S60 Line D 260mm tread width versus RECAMIC S60 XDA2 Energy 260mm tread width retreaded in 295/60 R 22.5. Results may vary according to road and weather conditions

SAFETY

Delta and TowerPump sipes for good braking and motricity on slippery roads.
Thermal test: -19 degrees versus RECAMIC S60 XDA2 Energy⁽³⁾.
Convex Tread for S60 LINE D to reduce overheating in the shoulder area.



Recamic S60
Convex tread



Standard tread

LINE D

295/80 R 22.5
305/70 R 22.5
315/70 R 22.5
315/80 R 22.5

S60 LINE D

295/60 R 22.5
315/60 R 22.5



XDA2 ENERGY

DRIVE 



ENERGY RANGE: MORE MILEAGE, LESS FUEL⁽¹⁾

	Recamic range A Traditional	Recamic range A2 Energy
Mileage (Km)	100	135
Fuel consumption (litres)	100	94

(1) This performance can only be checked for a vehicle fitted with:

- New MICHELIN A2 Energy tyres on the steering axle
- Retreaded Recamic tyres on drive and / or load axle with Recamic A2 Energy treads on identical original MICHELIN casings.

GRIP/TRACTION

The innovative tread pattern limits tread block distortion, ensuring a high level of grip throughout the tyre's service life.

295/80 R 22.5
305/70 R 22.5
315/80 R 22.5



XZA2 B ENERGY S60 XZA2 B ENERGY

MULTI POSITIONS 



ENERGY RANGE: MORE MILEAGE, LESS FUEL⁽¹⁾

	Recamic range A Traditional	Recamic range A2 Energy
Mileage (Km)	100	135
Fuel consumption (litres)	100	94

(1) This performance can only be checked for a vehicle fitted with:

- New MICHELIN A2 Energy tyres on the steering axle
- Retreaded Recamic tyres on drive and / or load axle with Recamic A2 Energy treads on identical original MICHELIN casings.

RELIABILITY

Reduces overheating in the shoulder area.



Recamic S60
Convex tread



Standard tread

RELIABILITY

Michelin wing tread patented technology **1** guarantees exceptional resistance to the effects of scrubbing. **2**

XZA2 B Energy

315/70 R 22.5

S60 XZA2 B Energy

295/60 R 22.5
315/60 R 22.5



XZA B

MULTI POSITIONS **M+S**



MILEAGE PERFORMANCE

The aligned grooves and increased-rigidity tread ribs provide regular wear and solid mileage performance.

DRIVING COMFORT

Siping of the rib edges ensures outstanding handling precision.

VERSATILITY

The compound and tread pattern are suitable for different types of vehicle: coaches, trucks or trailers.

315/80 R 22.5
385/65 R 22.5



XTA **M+S**

XTA B **M+S**

XTA2 B **M+S**

TRAILER



MILEAGE PERFORMANCE

The aligned grooves and increased-rigidity tread ribs provide regular wear and solid mileage performance.

RELIABILITY

Michelin wing tread patented technology **1** guarantees exceptional resistance to the effects of scrubbing. **2**

STABILITY

The aligned groove tread pattern provides excellent rolling stability. The continuous shoulders provide excellent lateral traction.

XTA
305/70 R 19.5
335/80 R 20
11 R 22.5
12 R 22.5
275/70 R 22.5
295/80 R 22.5
305/70 R 22.5
315/70 R 22.5
315/80 R 22.5

XTA B
315/80 R 22.5

XTA2 B
425/55 R 19.5
435/50 R 19.5
445/45 R 19.5

TRAILER EXCLUSIVE TECHNOLOGY

Michelin wing tread patented technology guarantees exceptional resistance to the effects of scrubbing.

1 WIND TREAD TECHNOLOGY

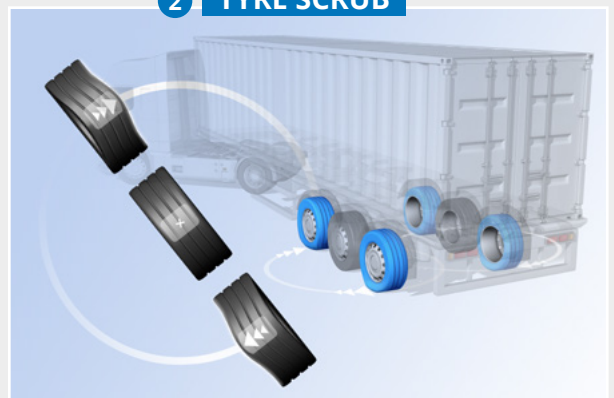
Standard tread for extra-large tyre

Wing tread RECAMIC



The joint between the belt and the tyre casing outside the sensitive zone.

2 TYRE SCRUB



WHY RETREAD?

One retreaded tyre means:

RIGHT FOR ECONOMICS



EXCELLENTE MILEAGE

with the same tyre



A retreaded tyre is

40% CHEAPER

than an equivalent new tyre⁽¹⁾.


RIGHT FOR JOBS



4.3

TIMES MORE JOBS

created through retreading the tyres⁽⁴⁾



RIGHT FOR PLANET



115 Kg OF CO₂

not released into the atmosphere⁽²⁾



50 Kg OF RAW MATERIAL

not consumed⁽³⁾



70% EXTRACTION OF NATURAL RESOURCES SAVED⁽⁴⁾

In terms of energy a retreaded tyre can on its own save⁽⁴⁾

29% of soil use

21% of air pollution

19% of water consumption

(1) Michelin Internal study performed in 2022 by Competitiveness analysis tool performed on Europe perimeter comparing premium new tyre vs. RECAMIC.

(2) The CO₂ impact of a retreaded tyre is linked to the material saving, or 115 kg of CO₂ representing 50 kg of raw material savings, at a rate of 2.3 kg of CO₂* per kg of raw materials. *Equivalence between CO₂ and a litre of fuel or kilogram of raw material is calculated in this way: The emissions factor of 3.24 kg of CO₂ for 1 litre of diesel comes from the life cycle assessment conducted by ADEME for pure diesel. It includes emissions during the diesel production stages (17%) and during its combustion (83%). Source: ADEME, Study "Well to wheel - JEC", v4, July 2014. The emissions factor of 2.3 kg of CO₂ for 1 kg of tyre comes from the life cycle assessment calculations for production of a tyre cradle to gate), conducted internally by Michelin using the calculation rules developed by the tyre manufacturing profession (TIP). It includes stages including extraction of raw materials, transportation, manufacturing, and distribution.

Source: UL Environment Standard, "Product Category Rules for preparing an Environmental Product Declaration for the product category: Tires, v3.05, February 2022."

(3) A new tyre weighs 70 kg on average. A new tyre ready to be retreaded weighs 50 kg on average.

(4) Data extracted from the E&Y study "L'impact socio-économique du rechapage poids lourd en France et en Europe - L'économie circulaire du pneu en danger" in October 2016 - Comparative study of non-retreadable entry-level tyre/retreaded tyre - use of land for growing rubber trees - air pollution measured by fine particle emissions.

THE RECAMIC RANGE



LONG DISTANCE TRANSPORT

- Motorways and major trunk roads
- Minimal braking and accelerating



REGIONAL TRANSPORT

- Long distances on trunk and regional roads with frequent braking and accelerating
- Shorter distances on regional journeys with frequent stops
- Access to loading and unloading points on slightly aggressive ground
- Difficult weather conditions (rain, snow, ice)



WORKSITE TRANSPORT

- Driving generally over short distances and on all types of road
- Access to difficult loading or unloading points
- Requires off-road traction



COACH-INTERCITY TRANSPORT

- Long distances on trunk and regional roads with frequent braking and accelerating
- Shorter distances on regional journeys with frequent stops



URBAN TRANSPORT

- Driving in urban areas with very frequent stops (Buses, waste trucks, roadwork vehicles, etc)

ADVICE FOR RECAMIC RETREADED TYRES

Fit Recamic retreaded tyres on the rear axles of motor vehicles. Recamic tyres can be fitted in all axle positions for trailers and semi-trailers.



RECAMIC - MFPM

23, Place des Carmes - 63040 Clermont-Ferrand - France