



ON / OFF ROAD APPLICATIONS

THE MICHELIN X[®] WORKS D PRE-MOLD RETREAD




On/Off Road Drive position retread optimized for exceptional traction, toughness and wear performance in mixed and aggressive applications.

Line Haul	Regional	Urban	On/Off Road
-----------	----------	-------	--------------------

■ Recommended □ Acceptable


BENEFITS:


- Complement to the Michelin X[®] Works D new tire
- Longer miles to removal (+10%) and improved traction over Michelin XDY-1 Pre-Mold Retread
- Stone ejectors and unique siping to help minimize stone retention
- Tread pattern optimizes balance of traction and wear
- Chip/cut resistant compound




DIRECTIONAL TIRE

Tread Size	Metric	210	220	230	240	250	270
	MSPN	12811	05291	65890	24439	50960	36616
Tread Depth	Metric	24 mm					
	Inches	30/32"					

 TO FIND OUT MORE
 US: business.michelinman.com
 CA: business.michelin.ca

 FIND US ON FACEBOOK
[michelintruck](https://www.facebook.com/michelintruck)

 CONTACT US ON THE WEB
 US: business.michelinman.com/contact-us
 CA: business.michelin.ca/contact-us

 CONTACT US BY TELEPHONE
 US: 1-888-622-2306
 CA: 1-888-622-2306

Michelin North America Inc., One Parkway South, Greenville, SC 29615
 Michelin North America (Canada) Inc., 2500 Daniel Johnson Blvd., Suite 500, Laval (QC) H7T 2P6
 Copyright © 2024 MNA(C)I. All rights reserved.
 Copyright © 2024 Michelin North America, Inc. All rights reserved. An Equal Opportunity Employer PDF Only (03/24)

business.michelinman.com

