

# MICHELIN

## XTRA DEFEND E4 L4



ON THE WEB



# MICHELIN

## XTRA DEFEND E4 L4

### SIMPLER E4/L4 PORTFOLIO



**ADT (\*\*)**

**LOADER (\*\*)**

**LOADER :  
HIGH LOAD (\*\*\*)**

**UNDERGROUND MINING  
TRUCK & LOADER (\*\*\*\*)**



(\*\*) load capacity =  
XTRA DEFEND E4\*\*/L4\*\*(1)



(\*\*\*) load capacity =  
XTXL L4\*\*\* / SH4\*\*\*\*

### COMPLETE WHEEL LOADER PORTFOLIO

TRA5 TRA4 TRA3

USAGES SURFACES	FACEWORK	MULTI PURPOSE		LOAD & CARRY	
	ANGULAR ROCKS	DIRT	GRAVEL	SAND	ASPHALT
Distance per hour	LOW	MEDIUM		HIGH	
35/65 R 33	XTRA POWER L5***	XTRA POWER L4 *** A4		XTRA POWER L4 *** B4	
875/65 R 29	XTRA POWER L5**	XTRA DEFEND E4** / L4**		XHA 2 L3 *	
775/65 R 29		XTRA DEFEND E4** / L4*			
750/65 R 25		XTRA DEFEND E4** / L4**		XHA 2 L3 **	
29.5 R 25		XTXL L4 *** / SH4 ****			
26.5 R 25		XTRA DEFEND E4 **/ L4 **		XHA 2 L3 *	
23.5 R 25	XLD D2 L5 *				
20.5 R 25					
17.5 R 25				XHA 2 L3 *	


### COMPLETE ADT PORTFOLIO

TRA4 TRA3

SURFACES	ANGULAR ROCKS	DIRT	GRAVEL	SAND	ASPHALT
	Tonne kilometer per hour	MEDIUM			HIGH
33.25 R 29	XTRA DEFEND E4**			XTS E3**	
875/65 R 29	XTRA DEFEND E4**/L4**			XAD 65 E3**	
775/65 R 29	XTRA DEFEND E4**/L4*				
750/65 R 25	XTRA DEFEND E4**/L4**			XADN+ E3**	
29.5 R 25					
26.5 R 25					
23.5 R 25					

# MICHELIN

## XTRA DEFEND E4 L4



### PRODUCTIVITY

- Casing designed at **\*\*<sup>(1)</sup>** load capacity 56 779 lbs / 25 750 kg <sup>(2)</sup> with Increased protection.
- Up to **+21%<sup>(4)</sup>** extra load capacity vs competitor 1
- Low Michelin pressure conception for higher flotation in the mud and driver comfort in load and carry cycle



**UP TO 14 KM<sup>(3)</sup>**

IN ONE HOUR AT HIGH TEMPERATURE UP TO 47°



**UP TO 273 TKPH<sup>(2)</sup>**

NO COMPROMISE ON THE TKPH COMPARED TO THE XTRA DEFEND E4 RANGE

### ROBUSTNESS

- Reinforced crown and summit resistance to aggression
- Up to **50%<sup>(5)</sup>** of mass metal, thicker summit with up to 5 plies conception with specific aggression rubber resistance.



**UP TO +10%<sup>(6)</sup>**

MORE VOLUME OF RUBBER TO BE WORN



**UP TO +10%<sup>(7)</sup>**

MORE PUNCTURE SUMMIT RESISTANCE



### POLYVALENCE



- Reinforced casing and summit conception for ADT/Loader applications.
- Address multiple applications with only one product offer. With high torque transmission for new machines, speed up to 50 km/h (31 mph) and up to 7.5 bar (109 psi) for high load capacity & high stability.

#### ONE PRODUCT FOR 2 MAIN MACHINES

A stronger bead for high torque wheel-loader and reinforced crown and summit for ADT applications



\* Only available on XTRA DEFEND E4/L4 in 29.5R25 and 875/65R29 dimensions

<sup>(1)</sup> Except the 750/65 R 25, which is only \* load capacity. Reference MICHELIN Earthmover Databook 2024.

<sup>(2)</sup> Reference MICHELIN Earthmover Databook 2024 for the MICHELIN XTRA DEFEND E4\*\*/L4\*\* in 875/65 R29.

<sup>(3)</sup> Maximum distance in one hour for Wheel Loader (WHL)

<sup>(4)</sup> Measurement certified by the Michelin Center of Technology, Ladoux, France. Comparison between a Michelin XTRA DEFEND E4/L4 at 25750 kg/56779 lbs and the Bridgestone VLTS 21200 kg/46700 lbs same dimension 875/65 R29.

Reference Michelin Earthmover databook 2024 & Bridgestone data book off the road tire 2023.

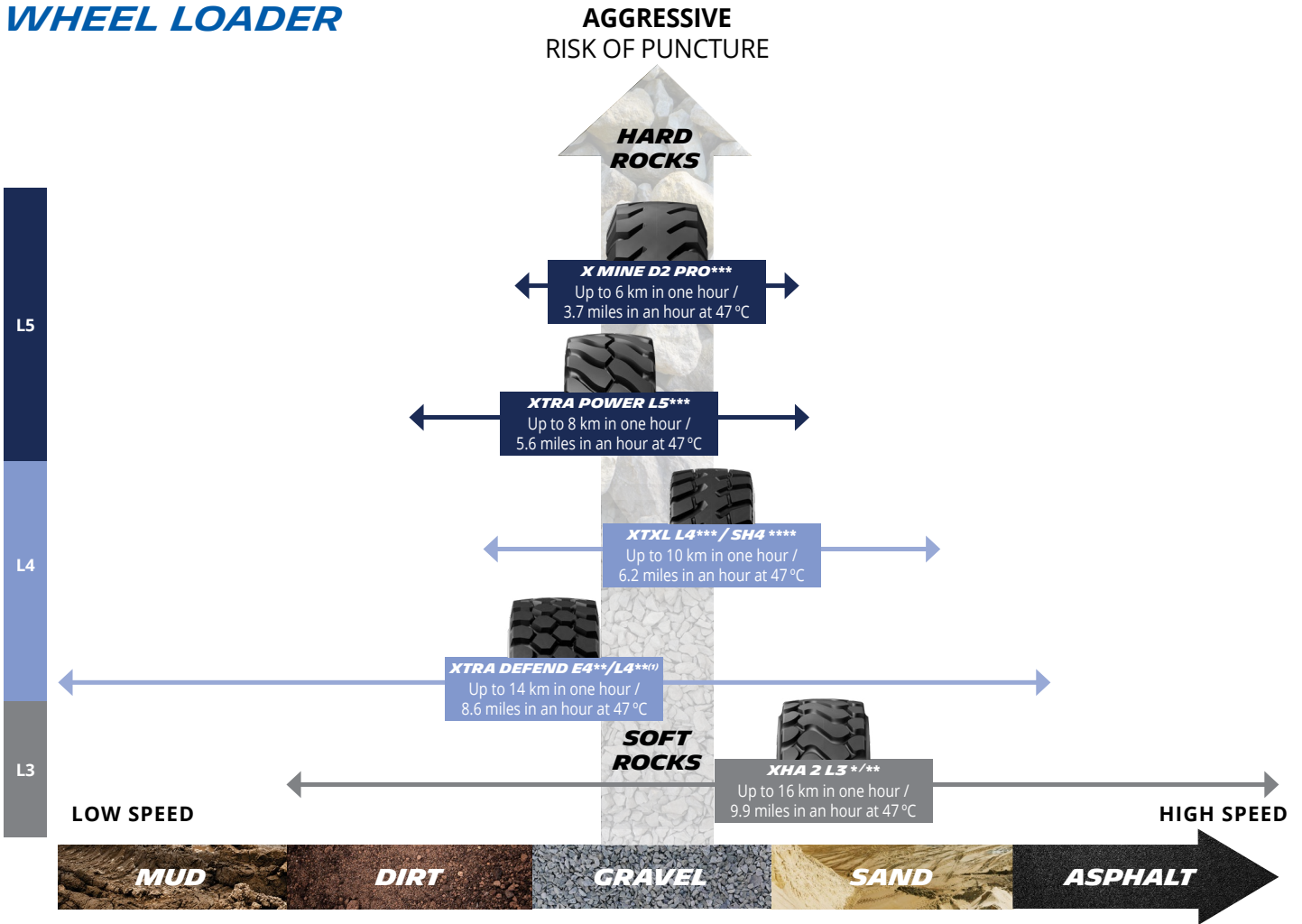
<sup>(5)</sup> Internal comparison between the MICHELIN XLDD1 L4\* and the MICHELIN XTRA DEFEND E4\*\*/L4\*\*, same dimension 29.5 R 25, measurement certified by the MICHELIN Center of Technology, Ladoux, France

<sup>(6)</sup> Measurement certified by the Michelin Center of technology, Faro method, sculpture 3D with laser, comparison of the 29.5R25 Michelin XTRA DEFEND with competitor 2 same dimension.

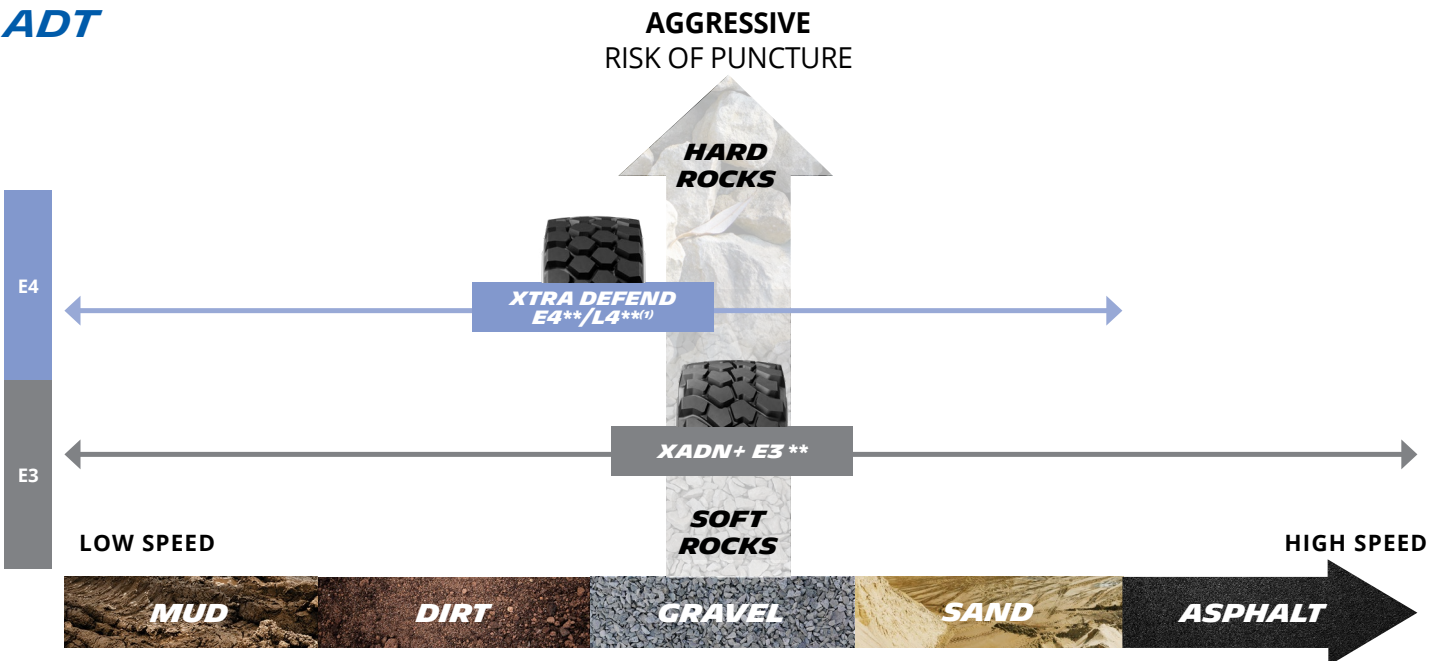
<sup>(7)</sup> Test certified by the Michelin Center of technology, conducted at the mining test center in Almeria, Spain in April 2017. Comparison between the Michelin XTRA DEFEND with competitor 1 same dimension 29.5R25. All tires followed the same protocol and configuration, same number of tires tested. Test done with a vehicle suppressing machine effect in order to highlight tires gaps. Test conditions 14 000 kg of load at 4.5 bar pressure for Michelin XTRA DEFEND and at 5 bar for competitor 1.

# PRODUCT SEGMENTATION

## WHEEL LOADER



## ADT



## AVAILABLE SIZES

23.5 R 25 XTRA DEFEND E4\*\*/L4\*\*  
26.5 R 25 XTRA DEFEND E4\*\*/L4\*\*  
29.5 R 25 XTRA DEFEND E4\*\*/L4\*\*

CAI : 723646  
CAI : 565274  
CAI : 929747

750/65 R 25 XTRA DEFEND E4\*\*/L4\*  
775/65 R 29 XTRA DEFEND E4\*\*/L4\*\*  
875/65 R 29 XTRA DEFEND E4\*\*/L4\*\*

CAI : 175955  
CAI : 002752  
CAI : 206954