

SMART FOR THE FLEET

- Save on Fuel Consumption
- Extend Life of the Tire
- Reduce Waste

SMART FOR THE ENVIRONMENT

- Lower Carbon Emissions
- Utilize Less Raw Materials
- Conserve Energy

SmartWay
Verified

SmartWay-verified Michelin retreads are also compliant with the California Air Resources Board (CARB) Greenhouse Gas regulation for low rolling resistance tires. More information about the SmartWay program can be found at EPA.gov/smartway (U.S.) or nrcan.gc.ca (CA).


DRIVE RETREADS



LINE HAUL

MICHELIN X ONE LINE ENERGY D2 Pre-Mold Retread

- New ultra-low rolling resistance levels designed to exceed SmartWay® and CARB requirements
- Compact Tread Design– designed for less tread squirm, providing energy conservation for fuel efficiency
- 21/32nds tread depth



LINE HAUL

MICHELIN X® LINE ENERGY™ D Pre-Mold Retread

- No compromise fuel efficiency⁽¹⁾ and wear resistance with Dual Compound Tread Technology, delivering a top Mileage layer over a cool running Fuel and Durability layer
- Guaranteed 25% more miles than any competitor line haul drive retread*
- 21/32nds tread depth

*Based on internal tests against SmartWay requirements.

ALL-POSITION RETREADS




LINE HAUL

REGIONAL

MICHELIN XZE Pre-Mold Retread

- Designed for regional and line haul applications requiring exceptional traction and tire wear resistance
- Solid shoulders to help withstand scrub and abrasion
- Deep siping for optimized traction
- Available siped
- 16/32nds or 18/32nds tread depth, depending on width




REGIONAL

MICHELIN X® MULTI ENERGY™ D Pre-Mold Retread

- Guaranteed 25% longer tread life*, with exceptional SmartWay® fuel efficiency⁽¹⁾ due to Dual Energy Compound tread technology
- Outstanding traction and even wear is delivered through Matrix siping
- 21/32nds tread depth

*As compared to Michelin XDA2 23 Pre-Mold Retreads




LINE HAUL

MICHELIN XDA2 23 AT Pre-Mold Retreads

- Fuel-efficient⁽¹⁾ Advanced (AT) Technology compound
- No compromise performance
- Modified tread block design optimized for long, even wear
- 23/32nds tread depth

(1) Based on industry standard rolling resistance testing of comparable tires or retreads. Actual results may vary, and may be impacted by many factors, to include road conditions, weather and environment, driver performance, etc.


TRAILER RETREADS



REGIONAL

MICHELIN X ONE MULTI ENERGY T Pre-Mold Retread


- Excellent mileage delivered with optimized architecture to resist irregular wear
- Long tread life is enhanced using a winged tread for maximum adhesion
- 15/32nds tread depth



LINE HAUL

MICHELIN X ONE LINE ENERGY T2 Pre-Mold Retread


- Designed for improved tread wear while providing durability and fuel savings⁽¹⁾ to lower total cost of ownership (TCO)
- Broad, Optimized Contact Patch – Spreads stress evenly across the tread to promote clean, even wear
- Winged tread provides maximum shoulder adhesion to casing
- 13/32nds tread depth



LINE HAUL

MICHELIN X[®] LINE ENERGY™ T Pre-Mold Retread

- New siping technology and decoupling groove to support even wear on the trailer axle position
- Wider tread widths available-Stress on the tread is more evenly distributed for long, even tread life
- Advanced compound tread – Provides 5.0% lower rolling resistance vs. the Michelin XT-1 AT Pre-Mold retread⁽²⁾
- Available siped
- 11/32nds tread depth



LINE HAUL REGIONAL


MICHELIN XTA-2 Pre-Mold Retread

- Provides low rolling resistance from Advanced Technology compound
- Effective water evacuation from four see through circumferential grooves
- Scrub and abrasion resistance from solid shoulder
- Available siped
- 11/32nds tread depth

Note: Some discontinued Michelin Pre-mold retreads remain on the SmartWay Verified List for Low Rolling Resistance (LRR) New and Retread Tire Technologies but are not listed here.

(1) Based on industry standard rolling resistance testing of comparable drive tires and retreads. Actual results may vary, and may be impacted by many factors, to include road conditions, weather and environment, driver performance, etc.

(2) Based on external rolling resistance tests of the Michelin X[®] Line Energy™ T Pre-Mold retread in 230mm width and current Michelin XT-1 AT Pre-Mold retread in 225mm width using ISO 28580 test method in tire size YOK RY617 295/75R22.5. Actual on-road fuel saving results may vary, and may be impacted by many factors, to include road conditions, weather, environment, combination of steer and trailer tires used, driving habits, tire size, equipment and maintenance.

 TO FIND OUT MORE
US: business.michelinman.com
CA: business.michelin.ca/en

 FIND US ON FACEBOOK
[michelintruck](https://www.facebook.com/michelintruck)

 CONTACT US ON THE WEB
US: business.michelinman.com/contact-us
CA: business.michelin.ca/en/contact-us

 CONTACT US BY TELEPHONE
US: **1-888-622-2306**
CA: **1-888-622-2306**