



REGIONAL & LINE HAUL APPLICATIONS

THE MICHELIN XDE 2+ TIRE

Open shoulder drive axle radial tire designed for regional and line haul applications.

Line Haul	Regional	Urban	On/Off Road
<input checked="" type="checkbox"/> Recommended	<input checked="" type="checkbox"/> Recommended	<input type="checkbox"/> Acceptable	<input type="checkbox"/> Acceptable

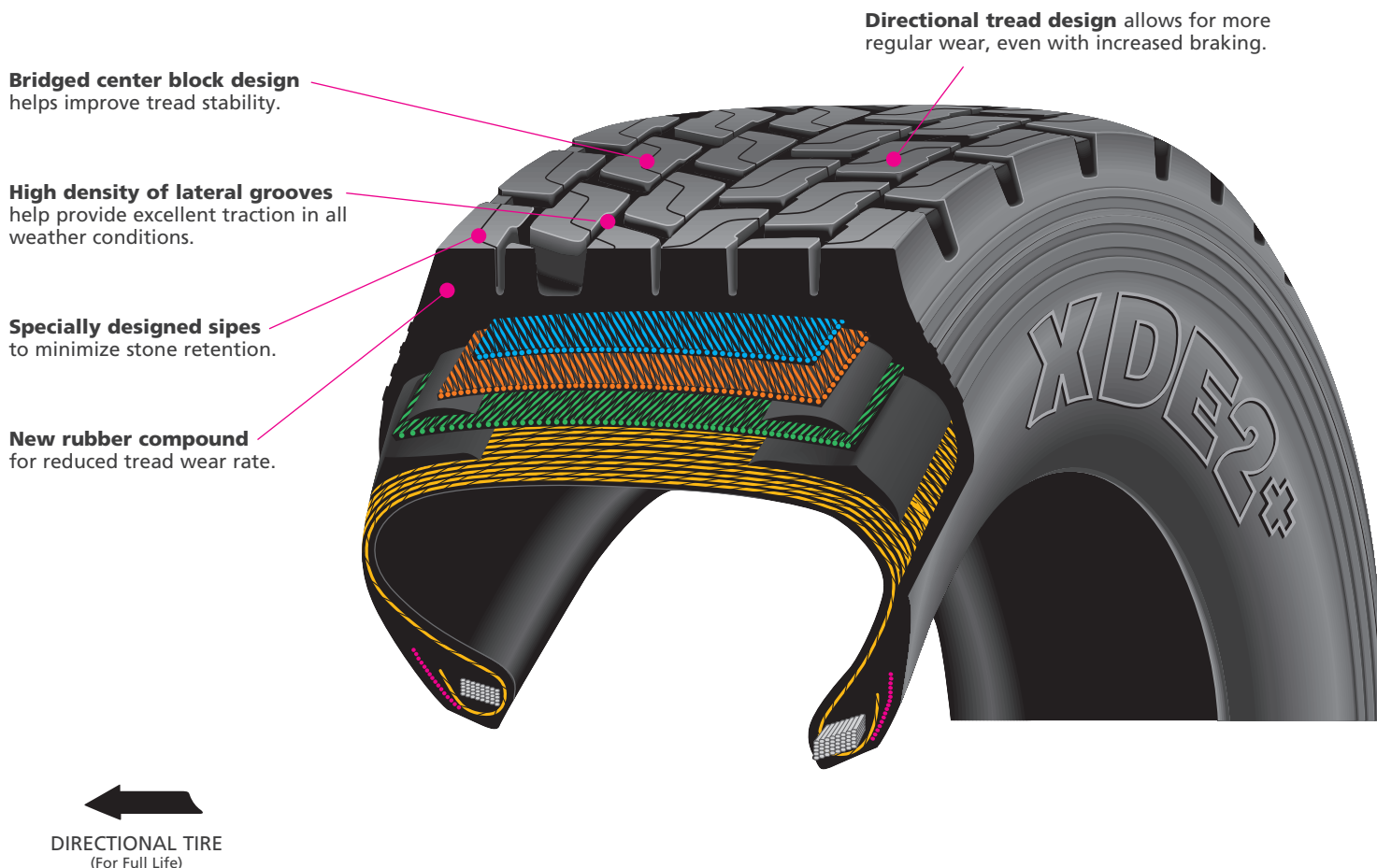


DIRECTIONAL TIRE
(For Full Life)



THE MICHELIN XDE 2+ TIRE

Open shoulder drive axle radial tire designed for regional and line haul applications.



Size	Load Range	Catalog Number	Tread Depth	Max. Speed (*)		Loaded Radius		Overall Diameter		Overall Width (‡)		Approved Wheels (Measuring wheel listed first.)	Min. Dual Spacing (‡)		Revs Per Mile	Max. Load and Pressure Single				Max. Load and Pressure Dual			
			32nds	mph	km/h	in.	mm	in.	mm	in.	mm		in	mm		lbs.	psi	kg.	kPa	lbs.	psi	kg.	kPa
265/70R19.5 (1)	G	95319	20	81	130	15.9	404	34.4	875	10.3	262	7.50, 6.75, 8.25	11.6	295	605	5510	112	2500	775	5205	112	2360	775


Note: Wheel listed first is the measuring wheel.


(1) Directional tread design.

(*) Exceeding the lawful speed limit is neither recommended nor endorsed.


(‡) Overall widths will change 0.1 inch (2.5 mm) for each 1/4 inch change in wheel width. Minimum dual spacing should be adjusted accordingly.

Michelin tires and tubes are subject to a continuous development program. Michelin North America, Inc. reserves the right to change product specifications at any time without notice or obligations. MNA, Inc. continually updates its product information to reflect any changes in Industry Standards. Printed material may not reflect the current Load and Inflation information. Please visit business.michelinman.com for the latest product information. The actual load and inflation pressure used must not exceed the wheel manufacturer's maximum conditions. Never exceed a wheel manufacturer's limits without permission from the component manufacturer.

 TO FIND OUT MORE
US: business.michelinman.com
CA: business.michelin.ca/en

 FIND US ON FACEBOOK
[michelintruck](https://www.facebook.com/michelintruck)

 CONTACT US ON THE WEB
US: business.michelinman.com/contact-us
CA: business.michelin.ca/en/contact-us

 CONTACT US BY TELEPHONE
US: 1-888-622-2306
CA: 1-888-622-2306