

MICHELIN X MULTI Z

ALL POSITION TUBELESS TYRE FOR REGIONAL AND HIGHWAY APPLICATION



- Long tyre mileage and even wear
- Maximised retreadability
- Lower overall tyre cost of operation



www.michelintrucktyre.com



MICHELIN X MULTI Z

ALL POSITION TUBELESS TYRE FOR REGIONAL AND HIGHWAY APPLICATION



Long tyre mileage up to 25%*

- Newly designed tread pattern and new tread compound optimized with polymer blend for an outstanding first life tyre mileage.



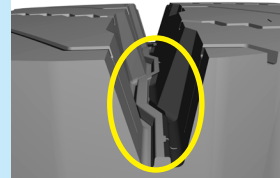
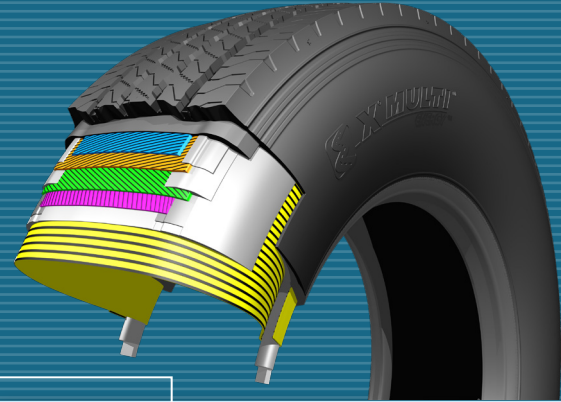
Maximized retreadability

- Superior casing longevity for an improved fatigue resistance crown architecture & bead reinforcement thus better resistance to crown & bead separation damage for maximised casing retreadability.
- Unique groove rib and shoulder stone ejector prevents stone trapping and stone drilling, thus improve casing retreadability.




Lower overall tyre cost of operation

- In addition to lower cost per kilometer, better fuel saving due to new low rolling resistance tyre design technology further lower the overall tyre cost of operation.



Unique groove rib- prevents tyre damages



Stone ejector- prevents groove crack



305/70R22.5 Directional Tyre when the tyre is new respect the recommended rolling direction to prevents unique and fast wear



* Based on Michelin Internal test comparing 11 R 22.5 versus XZE 2+

MICHELIN RECOMMENDATIONS (NOMINAL CONDITION OF USAGE)

TYRE SIZE	PLY RATING	LOAD / SPEED INDEX	MAX. AXLE LOAD (KG) (S/D)	SPEED IN KMPH	MAX. PRESSURE (BAR / PSI)	SECTION WIDTH (MM)	OVERALL DIAMETER (MM)	RECOMMENDED RIM (INCHES)
11 R 22.5	16	148/145L	6300/11600	120	8.0/120	281	1048	8.25
12 R 22.5	18	152/149L	7100/13000	120	8.0/120	297	1081	9.00
295/80 R 22.5	18	152/149M	7100/13000	130	9.0/130	298	1055	8.25
305/70 R 22.5	20	152/150L	7100/13400	120	9.0/120	308	1010	8.25



Warning: MICHELIN truck tyres are designed and optimized for specific conditions of usage which can be found in the MICHELIN Truck and Bus Tyre Technical Data Book and MICHELIN Truck and Bus Tyre Service Manual. It is therefore, not advisable to use the product in conditions of use outside the parameters for which it was designed for. Operations outside these parameters are identified as abnormal usage and are not eligible for warranty consideration.

Serious or fatal injury may result from tyre failure as a result of operating outside the tyres intended conditions of use. Refer to the MICHELIN Truck and Bus Tyre Technical Data Book (Asia Edition), MICHELIN Truck and Bus Tyre Service Manual, or consult your MICHELIN Truck Tyre professional for recommendations and procedures.

