

MICHELIN® X® TWEEL®

AIRLESS RADIAL TIRE FITMENT GUIDE

FEBRUARY 13, 2021



MICHELIN

CONTENTS

MICHELIN® X® TWEEL TURF *FOR ZERO-TURN RADIUS MOWERS*

GENERAL PRODUCT INFORMATION 2

FITMENT DETAILS 3–20

MICHELIN® X® TWEEL UTV *FOR ATVS AND UTVS*

GENERAL PRODUCT INFORMATION 21

FITMENT DETAILS 22–28

MICHELIN® X® TWEEL SSL 2 *FOR SKID STEER LOADERS*

GENERAL PRODUCT INFORMATION 29

FITMENT DETAILS 30–32



WARNING

Use of incorrect mounting hardware can lead to separation of the TWEEL from the vehicle, loss of control, and serious injury or death

Suggested fitment information provided in this guide is based on available information at the time of publication. Manufacturer's specifications are subject to change without notice.

WHAT IS A MICHELIN® X® TWEEL® AIRLESS RADIAL TIRE?

NO MAINTENANCE


The MICHELIN® X® TWEEL® airless radial tire is one single unit, replacing the current tire and wheel assembly. There is no need for complex mounting equipment and once they are bolted on, there is no air pressure to maintain.

NO COMPROMISE


The unique energy transfer within the poly-resin spokes helps reduce the "bounce" associated with pneumatic tires, while providing outstanding handling characteristics.

NO DOWNTIME (NO FLATS!)

The TWEEL® airless radial tire is designed to perform like a pneumatic tire, but without the inconvenience and downtime associated with flat tires.



MICHELIN® X® TWEEL® TURF (FOR ZERO-TURN RADIUS MOWERS)



AVAILABLE IN SIZES TO FIT A WIDE RANGE OF MOWERS MOWERS

REASONS TO BUY

- ✓ Consistent hub height helps ensure the mower deck produces an even cut.
- ✓ Excellent lateral stability on hillsides and sloped surfaces, and outstanding operator comfort, even when navigating over curbs and other bumps.
- ✓ High performance compounds and an efficient contact patch designed to provide a long wear life that is 2-3 times that of a pneumatic tire at equal tread depth.

FRONT CASTERS



13" Grooved Poly-resin Tread



13" Smooth Poly-resin Tread



15" Smooth Rubber Tread

MSPN	CAI	Description	Size	Center Color	Max Load (lbs.)	Wheel Offset (in.)	Bolt Pattern	Weight (lbs.)
01133	019985	X-Tweel Turf	18x8.5N10	Black	529	-0.4	4x4 in.	28.4
37968	865514	X-Tweel Turf	22x11N12	Black	529	-1.1	4x4 in.	38.3
47260	318203	X-Tweel Turf	22x11N12 XL	Black	727	-1.375	5x4.5 in.	39.5
50357	332857	X-Tweel Turf	24x12N12	Black	750	-0.75	4x4 in.	47.7
77185	436629	X-Tweel Turf	24x12N12	Black	750	-2.2	4x4 in.	48.2
54411	472782	X-Tweel Turf	24x12N12	Black	750	-1.3	5x4.5 in.	47.7
14365	169991	X-Tweel Turf	24x12N12	Black	750	0.67	5x4.5 in.	47.7
08189	124062	X-Tweel Turf	26x12N12	Black	1031	-0.87	4x4 in.	58.6
25913	004510	X-Tweel Turf	26x12N12	Black	1031	-2.2	5x4.5 in.	60.3
25926	561237	X-Tweel Turf	26x12N12	Black	1031	0.67	5x4.5 in.	59.4
PRODUCTS LISTED BELOW ARE EXCLUSIVE TO JOHN DEERE AND JOHN DEERE DEALERS								
30504	361420	X-Tweel Turf	18x8.5N10	Yellow	705	-0.5	4x4 in.	27.1
89064	904073	X-Tweel Turf	24x12N12	Yellow	750	-0.75	4x4 in.	47.7
05583	484963	X-Tweel Turf	24x12N12	Yellow	750	-2.2	4x4 in.	48.2
17510	586606	X-Tweel Turf	24x12N12 XL	Yellow	868	-0.75	4x4 in.	48.9
80949	393921	X-Tweel Turf	24x12N12 XL	Yellow	868	-2.2	4x4 in.	49.4
39287	124062	X-Tweel Turf	26x12N12	Yellow	1031	-0.87	4x4 in.	58.6

HUB DIAMETER / SPACERS

The TWEEL® caster is available for 5/8" and 3/4" diameter axle bolt diameters (see chart for MSPN part numbers). Depending on axle diameter and fork width, spacers may be required for proper installation. Refer to the chart on the right for part numbers and dimensions.

MSPN	CAI	Description	Size	Tread	Max Load (lbs.)	Axle Bolt Diameter	Weight (lbs.)
73818	529089	X-Tweel Turf Caster	13x6.5N6	Grooved	290	5/8"	12.5
52441	786694	X-Tweel Turf Caster	13x6.5N6	Grooved	290	3/4"	12.3
41011	462981	X-Tweel Turf Caster	13x6.5N6	Smooth	290	5/8"	12.6
05768	969970	X-Tweel Turf Caster	13x6.5N6	Smooth	290	3/4"	12.4
49136	198082	X-Tweel Turf Caster	15x6.0N6	Smooth	370	5/8"	15.4
31716	788796	X-Tweel Turf Caster	15x6.0N6	Smooth	370	3/4"	15.2

MSPN	CAI	Spacer	Axle Bolt Diameter	Bushing Width	Ass'y / Fork Inside Width
34578	899379		1/2"	5/16"	6-3/8"
38182	391030		1/2"	5/8"	7"
40653	857027		1/2"	1"	7-3/4"
65019	227555		3/4"	1"	7-3/4"
34193	146756		5/8"	5/8"	For John Deere 997
30927	280161		1/2" - 3/4"	2-1/8"	Bearing Dust Cap

				STANDARD OE FITMENT			MICHELIN TWEEL SUGGESTION			
Series	Model	Bolt Pattern	Deck Width	OE Front Tire Size	OE Rear Tire Size	Wheel Offset	TWEEL Front Caster Size	TWEEL Front Caster MSPN (Spacer)	TWEEL Rear Tire Size	TWEEL Rear Tire MSPN
ARIENS/GRAVELY										
Pro-Turn 100		5	60	13x6.5-6	23x10.5-12	-1.75in	13X6.5N6	73818 or 41011 (40653)	24x12N12 X-Tweel Turf	54411
Pro-Turn 200		5	52/60/72	15x6x6	24x12-12	-1.75in	15X6N6	49136 (34193)	24x12N12 X-Tweel Turf	54411
Pro-Turn 400		5	52/60/72	15x6x6	24x12-12	-1.75in	15X6N6	49136 (34193)	24x12N12 X-Tweel Turf	54411
ZT X	915255	4	42	11x6.0-5	20x8-8		N/A	N/A	18x8.5N10 X-Tweel Turf	78245
ZT X	915256	4	52	11x6.0-5	20x10-8		N/A	N/A	N/A	N/A
ZT X	915257	4	52	11x6.0-5	20x10-8		N/A	N/A	N/A	N/A
ZT X	915274	4	60	11x6.0-5	20x10-8		N/A	N/A	N/A	N/A
ZT XL	915259	4	42	11x6.0-5	20x8-10		N/A	N/A	18x8.5N10 X-Tweel Turf	78245
ZT XL	915262	4	42	11x6.0-5	20x8-10		N/A	N/A	18x8.5N10 X-Tweel Turf	78245
ZT XL	915261	4	48	11x6.0-5	20x10-10		N/A	N/A	N/A	N/A
ZT XL	915258	4	52	11x6.0-5	20x10-10		N/A	N/A	N/A	N/A
ZT XL	915263	4	52	11x6.0-5	20x10-10		N/A	N/A	N/A	N/A
ZT XL	915260	4	60	11x6.0-5	20x12-10		N/A	N/A	N/A	N/A
ZT XL	915264	4	60	11x6.0-5	20x12-10		N/A	N/A	N/A	N/A
ZT HD	991160	4	44	13x6.5-6	22x10-12		13X6.5N6	52441 or 05768 (65019)	22X11N12 X-Tweel Turf	37968
ZT HD	991162	4	48	13x6.5-6	22x10-12		13X6.5N6	52441 or 05768 (65019)	22X11N12 X-Tweel Turf	37968
ZT HD	991152	4	48	13x6.5-6	22x10-12		13X6.5N6	52441 or 05768 (65019)	22X11N12 X-Tweel Turf	37968
ZT HD	991164	4	52	13x6.5-6	22x10.5-12		13X6.5N6	52441 or 05768 (65019)	22X11N12 X-Tweel Turf	37968
ZT HD	991154	4	52	13x6.5-6	22x10.5-12		13X6.5N6	52441 or 05768 (65019)	22X11N12 X-Tweel Turf	37968
ZT HD	991166	4	60	13x6.5-6	22x12-12		13X6.5N6	52441 or 05768 (65019)	22X11N12 X-Tweel Turf	37968
ZT HD	991156	4	60	13x6.5-6	22x12-12		13X6.5N6	52441 or 05768 (65019)	22X11N12 X-Tweel Turf	37968
BAD BOY MOWER										
Renegade Diesel	6100	5	61	15x6.0-6	26x12-12		15X6N6	49136	26x12N12 X Tweel Turf	60546
Renegade Gas	6100	5	61	13x6-6	26x12-12		13X6.5N6	73818 or 41011 (38182)	26x12N12 X Tweel Turf	60545
Renegade Gas	7200	5	72	13x6-6	26x12-12		13X6.5N6	73818 or 41011 (38182)	26x12N12 X Tweel Turf	60545
Rogue	5400	5	54	15x6.0-6	26x12-12		13X6.5N6	N/A	26x12N12 X Tweel Turf	60546
Rogue	6100	5	61	15x6.0-6	26x12-12		13X6.5N6	N/A	26x12N12 X Tweel Turf	60546
Rogue	7200	5	72	15x6.0-6	26x12-12		13X6.5N6	N/A	26x12N12 X Tweel Turf	60546
Rebel	5400	5	54	13x6.5-6	24x12-12		13X6.5N6	73818 or 41011 (38182)	24x12N12 X Tweel Turf	54411
Rebel	6100	5	61	13x6.5-6	24x12-12		13X6.5N6	73818 or 41011 (38182)	24x12N12 X Tweel Turf	54411
Rebel	7200	5	72	13x6.5-6	24x12-12		13X6.5N6	73818 or 41011 (38182)	24x12N12 X Tweel Turf	54411
Revolt	4800	5	48	13x6.5-6	23x9-12		13X6.5N6	73818 or 41011 (38182)	N/A	N/A
Revolt	5400	5	54	13x6.5-6	23x9-12		13X6.5N6	73818 or 41011 (38182)	N/A	N/A
Compact Outlaw	4200	5	42	13x6.5-6	23x8.5-10		13X6.5N6	73818 or 41011 (38182)	N/A	N/A
Compact Outlaw	4800	5	48	13x6.5-6	23x8.5-10		13X6.5N6	73818 or 41011 (38182)	N/A	N/A

				STANDARD OE FITMENT			MICHELIN TWEEL SUGGESTION			
Series	Model	Bolt Pattern	Deck Width	OE Front Tire Size	OE Rear Tire Size	Wheel Offset	TWEEL Front Caster Size	TWEEL Front Caster MSPN (Spacer)	TWEEL Rear Tire Size	TWEEL Rear Tire MSPN
Maverick	4800	5	48	13x6.5-6	23x8.5-12		13X6.5N6	73818 or 41011 (38182)	N/A	N/A
Maverick	5400	5	54	13x6.5-6	23x10.5-12		13X6.5N6	73818 or 41011 (38182)	24x12N12 X Tweel Turf	54411
Maverick	6000	5	60	13x6.5-6	23x10.5-12		13X6.5N6	73818 or 41011 (38182)	24x12N12 X Tweel Turf	54411
ZT Elite	4800	4	48	13x6.5-6	22x10-10		13X6.5N6	73818 or 41011 (38182)	22X11N12 X-Tweel Turf	37968
ZT Elite	5400	4	54	13x6.5-6	22x11-10		13X6.5N6	73818 or 41011 (38182)	22X11N12 X-Tweel Turf	37968
ZT Elite	6000	4	60	13x6.5-6	22x11-10		13X6.5N6	73818 or 41011 (38182)	22X11N12 X-Tweel Turf	37968
MZ Magnum	4800	4	48	11x6.0-5	18x9.5-8		N/A	N/A	18x8.5-10 X-Tweel Turf	01133
MZ Magnum	5400	4	54	11x6.0-5	18x9.5-8		N/A	N/A	18x8.5-10 X-Tweel Turf	01133
MZ	4200	4	42	11x6.0-5	18x8.5-8		N/A	N/A	18x8.5-10 X-Tweel Turf	01133
Diesel	6100	5	61	13x6.5-6	26x12-12		13X6.5N6	73818 or 41011 (38182)	26x12N12 X Tweel Turf	60546
Diesel	7200	5	72	13x6.5-6	26x12-12		13X6.5N6	73818 or 41011 (38182)	26x12N12 X Tweel Turf	60546
Compact Diesel	6100	5	61	13x6.5-6	26x12-12		13X6.5N6	73818 or 41011 (38182)	26x12N12 X Tweel Turf	60546
Outlaw XP	5400	5	64	13x6.5-6	24x12-12		13X6.5N6	73818 or 41011 (38182)	24x12N12 X Tweel Turf	54411
Outlaw XP	6100	5	61	13x6.5-6	24x12-12		13X6.5N6	73818 or 41011 (38182)	24x12N12 X Tweel Turf	54411
Outlaw XP	7200	5	72	13x6.5-6	24x12-12		13X6.5N6	73818 or 41011 (38182)	24x12N12 X Tweel Turf	54411
Outlaw Extreme	5400	5	54	13x6.5-6	24x12-12		13X6.5N6	73818 or 41011 (38182)	24x12N12 X Tweel Turf	54411
Outlaw Extreme	6100	5	61	13x6.5-6	24x12-12		13X6.5N6	73818 or 41011 (38182)	24x12N12 X Tweel Turf	54411
Outlaw Extreme	7200	5	72	13x6.5-6	24x12-12		13X6.5N6	73818 or 41011 (38182)	24x12N12 X Tweel Turf	54411
Outlaw	5400	5	54	13x6.5-6	24x12-12		13X6.5N6	73818 or 41011 (38182)	24x12N12 X Tweel Turf	54411
Outlaw	6100	5	61	13x6.5-6	24x12-12		13X6.5N6	73818 or 41011 (38182)	24x12N12 X Tweel Turf	54411
Outlaw Compact	4200	5	42	13x6.5-6	23x8.5-10		13X6.5N6	73818 or 41011 (38182)	N/A	N/A
Outlaw Compact	4800	5	48	13x6.5-6	23x8.5-10		13X6.5N6	73818 or 41011 (38182)	N/A	N/A
BOBCAT										
Predator-Pro 7000	9997002	4	61	15x6.5-6	26x12-12		15X6N6	49136 (34193)	26x12N12 X Tweel Turf	01674
Predator-Pro 7000	9997003	4	72	15x6.5-6	26x12-12		15X6N6	49136 (34193)	26x12N12 X Tweel Turf	01674
Predator-Pro 7000	9997001	4	61	15x6.5-6	26x12-12		15X6N6	49136 (34193)	26x12N12 X Tweel Turf	01674
Predator-Pro 7000	9997004	4	72	15x6.5-6	26x12-12		15X6N6	49136 (34193)	26x12N12 X Tweel Turf	01674
ProCat 6000MX	9996005	4	61	13x6.5-6	24x12-12		13X6.5N6	73818 or 41011	24x12N12 X Tweel Turf	50357
ProCat 6000MX	9996006	4	61	13x6.5-6	24x12-12		13X6.5N6	73818 or 41011	24x12N12 X Tweel Turf	50357
ProCat 6000	9996001	4	52	13x6.5-6	24x10.5-12		13X6.5N6	73818 or 41011	24x12N12 X Tweel Turf	50357
ProCat 6000	9996003	4	52	13x6.5-6	24x10.5-12		13X6.5N6	73818 or 41011	24x12N12 X Tweel Turf	50357
ProCat 6000	9996002	4	61	13x6.5-6	24x10.5-12		13X6.5N6	73818 or 41011	24x12N12 X Tweel Turf	50357
ProCat 6000	9996004	4	61	13x6.5-6	24x10.5-12		13X6.5N6	73818 or 41011	24x12N12 X Tweel Turf	50357
ProCat 5000	9995010	4	48	13x6.5-6	24x8.5-12		13X6.5N6	73818 or 41011	24x12N12 X Tweel Turf	50357
ProCat 5000	9995011	4	52	13x6.5-6	24x10.5-12		13X6.5N6	73818 or 41011	24x12N12 X Tweel Turf	50357
ProCat 5000	9995012	4	61	13x6.5-6	24x10.5-12		13X6.5N6	73818 or 41011	24x12N12 X Tweel Turf	50357

				STANDARD OE FITMENT			MICHELIN TWEEL SUGGESTION			
Series	Model	Bolt Pattern	Deck Width	OE Front Tire Size	OE Rear Tire Size	Wheel Offset	TWEEL Front Caster Size	TWEEL Front Caster MSPN (Spacer)	TWEEL Rear Tire Size	TWEEL Rear Tire MSPN
ProCat 5000	9995008	4	52	13x6.5-6	24x10.5-12		13X6.5N6	73818 or 41011	24x12N12 X Tweel Turf	50357
ProCat 5000	9995009	4	61	13x6.5-6	24x10.5-12		13X6.5N6	73818 or 41011	24x12N12 X Tweel Turf	50357
FastCat Pro SE	942297	4	36	11x4-5	20x6.5-10		N/A	N/A	N/A	N/A
FastCat Pro SE	942302	4	42	11x4-5	20x8-10		N/A	N/A	18x8.5-10 X-Tweel Turf	78245
XRZ Pro RS	942630	4	48	13x6.5-6	23x10.5-12		13X6.5N6	73818 or 41011	24x12N12 X Tweel Turf	50357
XRZ Pro RS	942631	4	52	13x6.5-6	23x10.5-12		13X6.5N6	73818 or 41011	24x12N12 X Tweel Turf	50357
XRZ Pro RS	942632	4	61	13x6.5-6	23x10.5-12		13X6.5N6	73818 or 41011	24x12N12 X Tweel Turf	50357
XRZ Pro	942620	4	48	13x5-6	22x11-10		N/A	N/A	22X11N12 X-Tweel Turf	37968
XRZ Pro	942621	4	52	13x5-6	22x11-10		N/A	N/A	22X11N12 X-Tweel Turf	37968
XRZ Pro	942622	4	61	13x5-6	22x11-10		N/A	N/A	22X11N12 X-Tweel Turf	37968
XRZ	942610	4	48	13x5-6	22x11-10		N/A	N/A	22X11N12 X-Tweel Turf	37968
XRZ	942611	4	52	13x5-6	22x11-10		N/A	N/A	22X11N12 X-Tweel Turf	37968
XRZ	942612	4	61	13x5-6	22x11-10		N/A	N/A	22X11N12 X-Tweel Turf	37968
CRZ	942607	4	42	13x5-5	20x8-10		N/A	N/A	18x8.5-10 X-Tweel Turf	78245
CRZ	942604	4	48	13x5-5	20x10-10		N/A	N/A	18x8.5-10 X-Tweel Turf	78245
CRZ	902605	4	52	13x5-5	20x10-10		N/A	N/A	18x8.5-10 X-Tweel Turf	78245
CRZ	902606	4	61	13x5-5	20x12-10		N/A	N/A	18x8.5-10 X-Tweel Turf	78245
BUSH HOG										
HDE	HDE2049KT3	5	49	13x6.5-6	23x10.5-12		13X6.5N6	73818 or 41011 (40653)	24x12N12 X Tweel Turf	54411
HDE	HDE2249FS3	5	49	13x6.5-6	23x10.5-12		13X6.5N6	73818 or 41011 (40653)	24x12N12 X Tweel Turf	54411
HDE	HDE2255FS3	5	55	13x6.5-6	23x10.5-12		13X6.5N6	73818 or 41011 (40653)	24x12N12 X Tweel Turf	54411
HDE	HDE2555KP3	5	55	13x6.5-6	23x10.5-12		13X6.5N6	73818 or 41011 (40653)	24x12N12 X Tweel Turf	54411
HDE	HDE2261FS3	5	61	13x6.5-6	23x10.5-12		13X6.5N6	73818 or 41011 (40653)	24x12N12 X Tweel Turf	54411
HDE	HDE2561KP3	5	61	13x6.5-6	23x10.5-12		13X6.5N6	73818 or 41011 (40653)	24x12N12 X Tweel Turf	54411
HDC	HDC2361FS3	5	61	13x6.5-6	23x10.5-12		13X6.5N6	73818 or 41011 (40653)	24x12N12 X Tweel Turf	54411
HDC	HDC2561KP3	5	61	13x6.5-6	23x10.5-12		13X6.5N6	73818 or 41011 (40653)	24x12N12 X Tweel Turf	54411
HDZ	HDZ3161FX3	5	61	13x6.5-6	24x12-12		13X6.5N6	73818 or 41011 (40653)	24x12N12 X Tweel Turf	54411
HDZ	HDZ3361ECV3	5	61	13x6.5-6	24x12-12		13X6.5N6	73818 or 41011 (40653)	24x12N12 X Tweel Turf	54411
HDZ	HDZ3173FX3	5	73	13x6.5-6	24x12-12		13X6.5N6	73818 or 41011 (40653)	24x12N12 X Tweel Turf	54411
HDZ	HDZ3373ECV3	5	73	13x6.5-6	24x12-12		13X6.5N6	73818 or 41011 (40653)	24x12N12 X Tweel Turf	54411
HDE	HDE2049KT2	5	49	13x6.5-6	23x10.5-12		13X6.5N6	73818 or 41011 (40653)	24x12N12 X Tweel Turf	54411
HDE	HDE2249FS2	5	49	13x6.5-6	23x10.5-12		13X6.5N6	73818 or 41011 (40653)	24x12N12 X Tweel Turf	54411
HDE	HDE2255FS2	5	55	13x6.5-6	23x10.5-12		13X6.5N6	73818 or 41011 (40653)	24x12N12 X Tweel Turf	54411
HDE	HDE2261FS2	5	61	13x6.5-6	23x10.5-12		13X6.5N6	73818 or 41011 (40653)	24x12N12 X Tweel Turf	54411
HDE	HDE2549PS2	5	49	13x6.5-6	23x10.5-12		13X6.5N6	73818 or 41011 (40653)	24x12N12 X Tweel Turf	54411
HDE	HDE2555KP2	5	55	13x6.5-6	23x10.5-12		13X6.5N6	73818 or 41011 (40653)	24x12N12 X Tweel Turf	54411

				STANDARD OE FITMENT			MICHELIN TWEEL SUGGESTION			
Series	Model	Bolt Pattern	Deck Width	OE Front Tire Size	OE Rear Tire Size	Wheel Offset	TWEEL Front Caster Size	TWEEL Front Caster MSPN (Spacer)	TWEEL Rear Tire Size	TWEEL Rear Tire MSPN
HDE	HDE2555PS2	5	55	13x6.5-6	23x10.5-12		13X6.5N6	73818 or 41011 (40653)	24x12N12 X Tweel Turf	54411
HDE	HDE2561KP2	5	61	13x6.5-6	23x10.5-12		13X6.5N6	73818 or 41011 (40653)	24x12N12 X Tweel Turf	54411
HDE	HDE2561PS2	5	61	13x6.5-6	23x10.5-12		13X6.5N6	73818 or 41011 (40653)	24x12N12 X Tweel Turf	54411
HDC	HDC2355FS2	5	55	13x6.5-6	23x10.5-12		13X6.5N6	73818 or 41011 (40653)	24x12N12 X Tweel Turf	54411
HDC	HDC2555KP2	5	55	13x6.5-6	23x10.5-12		13X6.5N6	73818 or 41011 (40653)	24x12N12 X Tweel Turf	54411
HDC	HDC2361FS2	5	61	13x6.5-6	23x10.5-12		13X6.5N6	73818 or 41011 (40653)	24x12N12 X Tweel Turf	54411
HDC	HDC2561KP2	5	61	13x6.5-6	23x10.5-12		13X6.5N6	73818 or 41011 (40653)	24x12N12 X Tweel Turf	54411
HDZ	HDZ2761CV2	5	61	13x6.5-6	24x12-12		13X6.5N6	73818 or 41011 (40653)	24x12N12 X Tweel Turf	54411
HDZ	HDZ2773CV2	5	73	13x6.5-6	24x12-12		13X6.5N6	73818 or 41011 (40653)	24x12N12 X Tweel Turf	54411
HDZ	HDZ3161FX2	5	61	13x6.5-6	24x12-12		13X6.5N6	73818 or 41011 (40653)	24x12N12 X Tweel Turf	54411
HDZ	HDZ3173FX2	5	73	13x6.5-6	24x12-12		13X6.5N6	73818 or 41011 (40653)	24x12N12 X Tweel Turf	54411
HDZ	HDZ3361ECV2	5	61	13x6.5-6	24x12-12		13X6.5N6	73818 or 41011 (40653)	24x12N12 X Tweel Turf	54411
HDZ	HDZ3373ECV2	5	73	13x6.5-6	24x12-12		13X6.5N6	73818 or 41011 (40653)	24x12N12 X Tweel Turf	54411
COUNTRY CLIPPER										
Avenue		4	42	13x5-6	18x8.5-8		N/A	N/A	18x8.5-10 X-Tweel Turf	78245
Avenue		4	54	13x5-6	18x9.5-8		N/A	N/A	18x8.5-10 X-Tweel Turf	78245
Boulevard		4	48	13x6.5-6	20x10-10		13X6.5N6	52441 or 05768 (65019)	N/A	N/A
Boulevard		4	54	13x6.5-6	20x12-10		13X6.5N6	52441 or 05768 (65019)	N/A	N/A
Boulevard		4	60	13x6.5-6	20x12-10		13X6.5N6	52441 or 05768 (65019)	N/A	N/A
XLT		4	48	13x6.5-6	22x9.5-10		13X6.5N6	52441 or 05768 (65019)	N/A	N/A
XLT		4	52	13x6.5-6	22x11-10		13X6.5N6	52441 or 05768 (65019)	22X11N12 X-Tweel Turf	37968
XLT		4	60	13x6.5-6	22x11-10		13X6.5N6	52441 or 05768 (65019)	22X11N12 X-Tweel Turf	37968
Challenger		4	52	13x6.5-6	22x11-10		13X6.5N6	52441 or 05768 (65019)	22X11N12 X-Tweel Turf	37968
Challenger		4	60	13x6.5-6	22x11-10		13X6.5N6	52441 or 05768 (65019)	22X11N12 X-Tweel Turf	37968
Charger		4	52	13x6.5-6	24x12-12		13X6.5N6	52441 or 05768 (65019)	24x12N12 X Tweel Turf	50357
Charger		4	60	13x6.5-6	24x12-12		13X6.5N6	52441 or 05768 (65019)	24x12N12 X Tweel Turf	50357
Boss XL		5	60	15x6-6	26x14-12		15X6N6	31716 (65019)	26x12N12 X Tweel Turf	60546
Boss XL		5	72	15x6-6	26x14-12		15X6N6	31716 (65019)	26x12N12 X Tweel Turf	60546
CUB CADET										
Pro Z	148 L EFI	4	48	13x6.5-6	23x10.5-12	-2.4	13X6.5N6	52441 or 05768 (65019)	24x12N12 X-Tweel Turf	77185
Pro Z	148 S EFI	4	48	13x6.5-6	23x10.5-12	-2.4	13X6.5N6	52441 or 05768 (65019)	24x12N12 X-Tweel Turf	77185
Pro Z	154 L EFI	4	54	13x6.5-6	23x10.5-12	-2.4	13X6.5N6	52441 or 05768 (65019)	24x12N12 X-Tweel Turf	77185
Pro Z	154 S EFI	4	54	13x6.5-6	23x10.5-12	-2.4	13X6.5N6	52441 or 05768 (65019)	24x12N12 X-Tweel Turf	77185
Pro Z	160 L EFI	4	60	13x6.5-6	23x10.5-12	-2.4	13X6.5N6	52441 or 05768 (65019)	24x12N12 X-Tweel Turf	77185
Pro Z	160 L KW	4	60	13x6.5-6	23x10.5-12	-2.4	13X6.5N6	52441 or 05768 (65019)	24x12N12 X-Tweel Turf	77185
Pro Z	160 S EFI	4	60	13x6.5-6	23x10.5-12	-2.4	13X6.5N6	52441 or 05768 (65019)	24x12N12 X-Tweel Turf	77185

Series	Model	Bolt Pattern	Deck Width	STANDARD OE FITMENT			MICHELIN TWEEL SUGGESTION			
				OE Front Tire Size	OE Rear Tire Size	Wheel Offset	TWEEL Front Caster Size	TWEEL Front Caster MSPN (Spacer)	TWEEL Rear Tire Size	TWEEL Rear Tire MSPN
Pro Z	160 S KW	4	60	13x6.5-6	23x10.5-12	-2.4	13X6.5N6	52441 or 05768 (65019)	24x12N12 X-Tweel Turf	77185
Pro Z	500 Z turn	4	54	13x6.5x6	24x12-12	-2.4in	13X6.5N6	52441 or 05768 (65019)	24x12N12 X-Tweel Turf	77185
Pro Z	548 L KW	4	48	13x6.5-6	24x12-12	-2.4	13X6.5N6	52441 or 05768 (65019)	24x12N12 X-Tweel Turf	77185
Pro Z	554 L KW	4	54	13x6.5-6	24x12-12	-2.4	13X6.5N6	52441 or 05768 (65019)	24x12N12 X-Tweel Turf	77185
Pro Z	554 S KW	4	54	15x6-6	24x12-12	-2.4	15X6N6	49136 (34193)	24x12N12 X-Tweel Turf	77185
Pro Z	560 L KW	4	60	13x6.5-6	24x12-12	-2.4	13X6.5N6	52441 or 05768 (65019)	24x12N12 X-Tweel Turf	77185
Pro Z	560 S KW	4	60	15x6-6	24x12-12	-2.4	15X6N6	49136 (34193)	24x12N12 X-Tweel Turf	77185
Pro Z	760 L KW	4	60	13x6.5-6	24x12-12	-2.4	13X6.5N6	52441 or 05768 (65019)	24x12N12 X-Tweel Turf	77185
Pro Z	760 L KW EFI	4	60	13x6.5-6	24x12-12	-2.4	13X6.5N6	52441 or 05768 (65019)	24x12N12 X-Tweel Turf	77185
Pro Z	760 S KW	4	60	16x6.5-8	24x12-12	-2.4	N/A	N/A	24x12N12 X-Tweel Turf	77185
Pro Z	772 L KW	4	60	13x6.5-6	24x12-12	-2.4	13X6.5N6	52441 or 05768 (65019)	24x12N12 X-Tweel Turf	77185
Pro Z	900 Z turn	4	60	15x6.5x4.5	26x12-12	-2.4in	N/A	N/A	26x12N12 X-Tweel Turf	01674
Pro Z	960 L KW	4	60	15x6-6	26x12-12	-2.4	15X6N6	49136 (34193)	26x12N12 X-Tweel Turf	01674
Pro Z	960 S KW	4	60	16x6.5-8	24x12-12	-2.4	N/A	N/A	24x12N12 X-Tweel Turf	77185
Pro Z	972 L KW	4	72	15x6-6	26x12-12	-2.4	15X6N6	49136 (34193)	26x12N12 X-Tweel Turf	01674
Pro Z	972 S KW	4	72	16x6.5-8	26x12-12	-2.4	N/A	N/A	26x12N12 X-Tweel Turf	01674
Pro Z	972 SD	4	72	16x6.5-8	25x9-12	-2.4	N/A	N/A	N/A	N/A
Pro Z	972 SDL	4	74	16x6.5-8	25x9-12		N/A	N/A	N/A	N/A
RZT	SX Z turn	4	42	13x5-6	18x9.5-8		N/A	N/A	18x8.5N10 X-Tweel Turf	78245
RZT L/LX	L 34	4	34	13 x 5-6	18x9.5-8		N/A	N/A	18x8.5N10 X-Tweel Turf	78245
RZT S	Zero	4	42	13 x 5-6	18x9.5-8		N/A	N/A	18x8.5N10 X-Tweel Turf	78245
RZT SX	50	4	50	13 x 5-6	18x9.5-8		N/A	N/A	18x8.5N10 X-Tweel Turf	78245
RZT SX	54	4	54	13 x 5-6	20x10-10		N/A	N/A	18x8.5N10 X-Tweel Turf	78245
RZT SX	42 KH	4	42	13 x 5-6	18x9.5-8		N/A	N/A	18x8.5N10 X-Tweel Turf	78245
RZT SX	46 KH	4	46	13 x 5-6	18x9.5-8		N/A	N/A	18x8.5N10 X-Tweel Turf	78245
Ultima	ZT1 42	4	42	11x6-5	20x8-8		N/A	N/A	18x8.5N10 X-Tweel Turf	78245
Ultima	ZT1 46	4	46	11x6-5	20x8-8		N/A	N/A	18x8.5N10 X-Tweel Turf	78245
Ultima	ZT1 50	4	50	11x6-5	20x8-8		N/A	N/A	18x8.5N10 X-Tweel Turf	78245
Ultima	ZT1 54	4	54	11x6-5	20x8-8		N/A	N/A	18x8.5N10 X-Tweel Turf	78245
Ultima	ZT2 50	4	50	13x6.5-6	20x12-10		13X6.5N6	52441 or 05768 (65019)	N/A	N/A
Ultima	ZT2 54	4	54	13x6.5-6	20x12-10		13X6.5N6	52441 or 05768 (65019)	N/A	N/A
Ultima	ZT2 60	4	60	13x6.5-6	20x12-10		13X6.5N6	52441 or 05768 (65019)	N/A	N/A
Z-Force L/LX	LX 48	4	48	13 x 5-6	20x10-10		N/A	N/A	18x8.5N10 X-Tweel Turf	78245
Z-Force L/LX	LX 54	4	54	13 x 5-6	20x10-10		N/A	N/A	18x8.5N10 X-Tweel Turf	78245
Z-Force L/LX	LX 60	4	60	13 x 5-6	20x10-10		N/A	N/A	18x8.5N10 X-Tweel Turf	78245
Z-Force S/SX	S 48	4	48	13 x 5-6	20x10-10		N/A	N/A	18x8.5N10 X-Tweel Turf	78245

				STANDARD OE FITMENT			MICHELIN TWEEL SUGGESTION			
Series	Model	Bolt Pattern	Deck Width	OE Front Tire Size	OE Rear Tire Size	Wheel Offset	TWEEL Front Caster Size	TWEEL Front Caster MSPN (Spacer)	TWEEL Rear Tire Size	TWEEL Rear Tire MSPN
Z-Force S/SX	S 54	4	54	13 x 5-6	20x10-10		N/A	N/A	18x8.5N10 X-Tweel Turf	78245
Z-Force S/SX	S 60	4	60	13 x 5-6	20x10-10		N/A	N/A	18x8.5N10 X-Tweel Turf	78245
Z-Force S/SX	SX 45 KW	4	54	13 x 5-6	20x10-10		N/A	N/A	18x8.5N10 X-Tweel Turf	78245
Z-Force S/SX	SX 48 KW	4	48	13 x 5-6	20x10-10		N/A	N/A	18x8.5N10 X-Tweel Turf	78245
Z-Force S/SX	SX 60 KW	4	60	13 x 5-6	20x10-10		N/A	N/A	18x8.5N10 X-Tweel Turf	78245
Ultima	ZTX4	4	48	13 x 6.5-6	22x12-10		13X6.5N6	52441 or 05768 (65019)	22X11N12 X-Tweel Turf	37968
Ultima	ZTX4	4	54	13 x 6.5-6	22x12-10		13X6.5N6	52441 or 05768 (65019)	22X11N12 X-Tweel Turf	37968
Ultima	ZTX4	4	60	13 x 6.5-6	22x12-10		13X6.5N6	52441 or 05768 (65019)	22X11N12 X-Tweel Turf	37968
Ultima	ZTX5	4	48	13 x 6.5-6	22x12-10		13X6.5N6	52441 or 05768 (65019)	22X11N12 X-Tweel Turf	37968
Ultima	ZTX5	4	54	13 x 6.5-6	22x12-10		13X6.5N6	52441 or 05768 (65019)	22X11N12 X-Tweel Turf	37968
Ultima	ZTX5	4	60	13 x 6.5-6	22x12-10		13X6.5N6	52441 or 05768 (65019)	22X11N12 X-Tweel Turf	37968
Ultima	ZTX6	4	48	13 x 6.5-6	24x12-12		13X6.5N6	52441 or 05768 (65019)	24x12N12 X-Tweel Turf	50357
Ultima	ZTX6	4	54	13 x 6.5-6	24x12-12		13X6.5N6	52441 or 05768 (65019)	24x12N12 X-Tweel Turf	50357
Ultima	ZTX6	4	60	13 x 6.5-6	24x12-12		13X6.5N6	52441 or 05768 (65019)	24x12N12 X-Tweel Turf	77185
DIXIE CHOPPER										
ZEE 2	2342KO	4	42	13x6.5-6	20x8-10		13X6.5N6	73818 or 41011 (40653)	18x8.5N10 X-Tweel Turf	78245
ZEE 2	2348KO	4	48	13x6.5-6	20x10-8		13X6.5N6	73818 or 41011 (40653)	18x8.5N10 X-Tweel Turf	78245
ZEE 2	2348KW	4	48	13x6.5-6	20x10-8		13X6.5N6	73818 or 41011 (40653)	18x8.5N10 X-Tweel Turf	78245
ZEE 2	2354KO	4	54	13x6.5-6	20x10-8		13X6.5N6	73818 or 41011 (40653)	18x8.5N10 X-Tweel Turf	78245
ZEE 2	2354KW	4	54	13x6.5-6	20x10-8		13X6.5N6	73818 or 41011 (40653)	18x8.5N10 X-Tweel Turf	78245
MAGNUM	2450KW	4	50	13x6.5-6	23x10.5-12	-1.0	13X6.5N6	73818 or 41011 (40653)	24x12N12 X Tweel Turf	50357
MAGNUM	2550KO	4	50	13x6.5-6	23x10.5-12	-1.0	13X6.5N6	73818 or 41011 (40653)	24x12N12 X Tweel Turf	50357
MAGNUM	2460KW	4	60	13x6.5-6	23x10.5-12	-1.0	13X6.5N6	73818 or 41011 (40653)	24x12N12 X Tweel Turf	50357
MAGNUM	2560KO	4	60	13x6.5-6	23x10.5-12	-1.0	13X6.5N6	73818 or 41011 (40653)	24x12N12 X Tweel Turf	50357
BLACKHAWK	2248KW	4	48	13x6.5-6	23x10.5-12	-1.0	13X6.5N6	73818 or 41011 (40653)	24x12N12 X Tweel Turf	50357
BLACKHAWK	2454KW	4	54	13x6.5-6	23x10.5-12	-1.0	13X6.5N6	73818 or 41011 (40653)	24x12N12 X Tweel Turf	50357
BLACKHAWK	2460KW	4	60	13x6.5-6	23x10.5-12	-1.0	13X6.5N6	73818 or 41011 (40653)	24x12N12 X Tweel Turf	50357
BLACKHAWK HP	2248KW	4	48	13x6.5-6	23x10.5-12	-1.0	13X6.5N6	73818 or 41011 (40653)	24x12N12 X Tweel Turf	50357
BLACKHAWK HP	2548KOE	4	48	13x6.5-6	23x10.5-12	-1.0	13X6.5N6	73818 or 41011 (40653)	24x12N12 X Tweel Turf	50357
BLACKHAWK HP	2454KW	4	54	13x6.5-6	23x10.5-12	-1.0	13X6.5N6	73818 or 41011 (40653)	24x12N12 X Tweel Turf	50357
BLACKHAWK HP	2554KOE	4	54	13x6.5-6	23x10.5-12	-1.0	13X6.5N6	73818 or 41011 (40653)	24x12N12 X Tweel Turf	50357
BLACKHAWK HP	2460KW	4	60	13x6.5-6	23x10.5-12	-1.0	13X6.5N6	73818 or 41011 (40653)	24x12N12 X Tweel Turf	50357
BLACKHAWK HP	2560KOE	4	60	13x6.5-6	23x10.5-12	-1.0	13X6.5N6	73818 or 41011 (40653)	24x12N12 X Tweel Turf	50357
EAGLE	2754KW	4	54	15X6-8	25X12-12		NEW TWEEL	2020 RELEASE	26x12N12 X-Tweel Turf	01674
EAGLE	2754KOE	4	54	15X6-8	25X12-12		NEW TWEEL	2020 RELEASE	26x12N12 X-Tweel Turf	01674
EAGLE	2760KW	4	60	15X6-8	25X12-12		NEW TWEEL	2020 RELEASE	26x12N12 X-Tweel Turf	01674

				STANDARD OE FITMENT			MICHELIN TWEEL SUGGESTION			
Series	Model	Bolt Pattern	Deck Width	OE Front Tire Size	OE Rear Tire Size	Wheel Offset	TWEEL Front Caster Size	TWEEL Front Caster MSPN (Spacer)	TWEEL Rear Tire Size	TWEEL Rear Tire MSPN
EAGLE	2760KOE	4	60	15X6-8	25X12-12		NEW TWEEL	2020 RELEASE	26x12N12 X-Tweel Turf	01674
EAGLE HP	3160KW	4	60	15X6-8	25X12-12		NEW TWEEL	2020 RELEASE	26x12N12 X-Tweel Turf	01674
EAGLE HP	3160KOE	4	60	15X6-8	25X12-12		NEW TWEEL	2020 RELEASE	26x12N12 X-Tweel Turf	01674
EAGLE HP	3566KW	4	66	15X6-8	25X12-12		NEW TWEEL	2020 RELEASE	26x12N12 X-Tweel Turf	01674
EAGLE HP	3366KOE	4	66	15X6-8	25X12-12		NEW TWEEL	2020 RELEASE	26x12N12 X-Tweel Turf	01674
EAGLE HP	3572KW	4	72	15X6-8	25X12-12		NEW TWEEL	2020 RELEASE	26x12N12 X-Tweel Turf	01674
EAGLE HP	3372KOE	4	72	15X6-8	25X12-12		NEW TWEEL	2020 RELEASE	26x12N12 X-Tweel Turf	01674
STRYKER	2548KWE (Stand-On)	4	48	15X6-6	23X9.5-12		15X6N6	49136	26x12N12 X-Tweel Turf	N/A
STRYKER	2554KWE (Stand-On)	4	54	15X6-6	23.5X10.5-12		15X6N6	49136	24x12N12 X-Tweel Turf	50357
PURSUIT	1536D (Walk-Behind)	4	36	9x3.5-4	16x7.5-8		N/A	N/A	N/A	N/A
PURSUIT	1544D (Walk-Behind)	4	44	9x3.5-4	16x7.5-8		N/A	N/A	N/A	N/A
CLASSIC	2750KW	4	50	15X6-8	25X12-12		NEW TWEEL	2020 RELEASE	26x12N12 X-Tweel Turf	01674
CLASSIC	2760KW	4	60	15X6-8	25X12-12		NEW TWEEL	2020 RELEASE	26x12N12 X-Tweel Turf	01674
CLASSIC	3160KW	4	60	15X6-8	25X12-12		NEW TWEEL	2020 RELEASE	26x12N12 X-Tweel Turf	01674
CLASSIC	3160KOE	4	60	15X6-8	25X12-12		NEW TWEEL	2020 RELEASE	26x12N12 X-Tweel Turf	01674
CLASSIC	3572KW	4	72	15X6-8	25X12-12		NEW TWEEL	2020 RELEASE	26x12N12 X-Tweel Turf	01674
CLASSIC	3572KOE	4	72	15X6-8	25X12-12		NEW TWEEL	2020 RELEASE	26x12N12 X-Tweel Turf	01674
CLASSIC	3672BR	4	72	15X6-8	25X12-12		NEW TWEEL	2020 RELEASE	26x12N12 X-Tweel Turf	01674
XCALIBER	3160KW	4	60	15X6-8	25X12-12		NEW TWEEL	2020 RELEASE	26x12N12 X-Tweel Turf	01674
XCALIBER	3360KOE	4	60	15X6-8	25X12-12		NEW TWEEL	2020 RELEASE	26x12N12 X-Tweel Turf	01674
XCALIBER	3366KOE	4	66	15X6-8	25X12-12		NEW TWEEL	2020 RELEASE	26x12N12 X-Tweel Turf	01674
XCALIBER	3366KW	4	66	15X6-8	25X12-12		NEW TWEEL	2020 RELEASE	26x12N12 X-Tweel Turf	01674
XCALIBER	3574KW	4	74	15X6-8	25X12-12		NEW TWEEL	2020 RELEASE	26x12N12 X-Tweel Turf	01674
XCALIBER	3574KOE	4	74	15X6-8	25X12-12		NEW TWEEL	2020 RELEASE	26x12N12 X-Tweel Turf	01674
XCALIBER	3674BR	4	74	15X6-8	25X12-12		NEW TWEEL	2020 RELEASE	26x12N12 X-Tweel Turf	01674
EXMARK TORO										
Lazer Z	LZS801GKA524A2	4	52	13x5-6	23x9.5-12	-0.7	N/A	N/A	22X11N12 X-Tweel Turf	37968
Radius	RAE708GEM48300	4	48	13x6.5-6	22x9.5-12	-0.7	13X6.5N6	73818 or 41011 (40653)	22X11N12 X-Tweel Turf	37968
Lazer Z	LZX940EK60600	4	60	13x6.5-6	24x12-12	-0.7	13X6.5N6	73818 or 41011 (40653)	24x12N12 X-Tweel Turf	50357
Lazer Z	LZS749AKC604A1	4	60	13x6.5-6	24x12-12	-0.7	13X6.5N6	73818 or 41011 (40653)	24x12N12 X-Tweel Turf	50357
Lazer Z	LZX980EK726W0	4	72	13x6.5-6	24x12-12	-0.7	13X6.5N6	73818 or 41011 (40653)	24x12N12 X-Tweel Turf	50357
Lazer Z	LZS801GKA604A1	4	60	13x6.5-6	24x12-12	-0.7	13X6.5N6	73818 or 41011 (40653)	24x12N12 X-Tweel Turf	50357 or 29888
Radius	RAE708GEM52300	4	52	13x6.5-6	22x9.5-12	-0.7	13X6.5N6	73818 or 41011 (40653)	22X11N12 X-Tweel Turf	37968
Lazer Z	LZS749AKC72400	4	72	13x6.5-6	24x12-12	-0.7	13X6.5N6	73818 or 41011 (40653)	24x12N12 X-Tweel Turf	50357
Lazer Z	LZS801GKA724A1	4	72	13x6.5-6	24x12-12	-0.7	13X6.5N6	73818 or 41011 (40653)	24x12N12 X-Tweel Turf	50357
Radius	RAE708GEM60300	4	60	13x6.5-6	22x10.5-12	-0.7	13X6.5N6	73818 or 41011 (40653)	22X11N12 X-Tweel Turf	37968

				STANDARD OE FITMENT			MICHELIN TWEEL SUGGESTION			
Series	Model	Bolt Pattern	Deck Width	OE Front Tire Size	OE Rear Tire Size	Wheel Offset	TWEEL Front Caster Size	TWEEL Front Caster MSPN (Spacer)	TWEEL Rear Tire Size	TWEEL Rear Tire MSPN
Lazer Z	LZS749AKC724A1	4	72	13x6.5-6	24x12-12	-0.7	13X6.5N6	73818 or 41011 (40653)	24x12N12 X-Tweel Turf	50357
Lazer Z diesel		5	72	13x6.5-6	26x12x12	-1.2	13X6.5N6	73818 or 41011 (40653)	26x12N12 X-Tweel Turf	60546
FERRIS										
F60Z		4	36	11x4-5	20x7-10	0in	N/A	N/A	18x8.5N10 X-Tweel Turf	78245
F160Z		5	48	13x6.5-6	24x9.5-12	-1.131in	13X6.5N6	52441 or 05768 (65019)	#N/A	N/A
F210Z		5	61	13x6.5-6	24x12-12	-1.312in	13X6.5N6	52441 or 05768 (65019)	24x12N12 X-Tweel Turf	54411
F320Z		5	61	13x6.5-6	26x12-12	-1.062in	13X6.5N6	52441 or 05768 (65019)	26x12N12 X-Tweel Turf	60546
400S		4	48	11x4-5	20x10-10		N/A	N/A	18x8.5N10 X-Tweel Turf	78245
IS 600 Z Series		4	44	13x5-6	20x8-10		N/A	N/A	18x8.5N10 X-Tweel Turf	78245
IS 700 Z Series		4	52	13x5-6	22x11-10		N/A	N/A	22X11N12 X-Tweel Turf	37968
IS 2100 Z Series		5	52	13x5-6	24x9.5-12	-1.131in	N/A	N/A	N/A	N/A
IS 2600 Z Series		5	61	13x6.5-6	24x12-12	-1.312in	13X6.5N6	52441 or 05768 (65019)	24x12N12 X-Tweel Turf	54411
IS 3200 Z Series		5	61	13x6.5-6	26x12-12	-1.062in	13X6.5N6	52441 or 05768 (65019)	26x12N12 X-Tweel Turf	60546
GRASSHOPPER										
Midmount 300G	328G4 EFI	5	52	13x6.5-6	24x12-12	-0.22	13X6.5N6	73818 or 41011	24x12N12 X Tweel Turf	54411
Midmount 300G	328G4 EFI	5	61	13x6.5-6	24x12-12	-0.22	13X6.5N6	73818 or 41011	24x12N12 X Tweel Turf	54411
Midmount 300G	329G4 EFI	5	52	13x6.5-6	24x12-12	-0.22	13X6.5N6	73818 or 41011	24x12N12 X Tweel Turf	54411
Midmount 300G	329G4 EFI	5	61	13x6.5-6	24x12-12	-0.22	13X6.5N6	73818 or 41011	24x12N12 X Tweel Turf	54411
Midmount 300G	333G5 EFI	5	61	13x6.5-6	26x12-12	-1.75	13X6.5N6	73818 or 41011	26x12N12 X Tweel Turf	60546
Midmount 300G	333G5 EFI	5	72	13x6.5-6	26x12-12	-1.75	13X6.5N6	73818 or 41011	26x12N12 X Tweel Turf	60546
Midmount 300G	337G5 EFI	5	61	13x6.5-6	24x12-12	-0.22	13X6.5N6	73818 or 41011	24x12N12 X Tweel Turf	60546
Midmount 300G	337G5 EFI	5	72	13x6.5-6	24x12-12	-0.22	13X6.5N6	73818 or 41011	24x12N12 X Tweel Turf	54411
MidMount 100V	124V	5	41	13x5-6	20x10-8	-1.25	N/A	N/A	N/A	N/A
MidMount 100V	124V	5	48	13x6.5-6	20x10-10	-1.25	13X6.5N6	73818 or 41011	N/A	N/A
MidMount 100V	125V	5	48	13x6.5-6	20x10-10	-1.25	13X6.5N6	73818 or 41011	N/A	N/A
MidMount 100V	125V	5	52	13x6.5-6	20x10-10	-1.25	13X6.5N6	73818 or 41011	N/A	N/A
MidMount 100V	125V	5	61	13x6.5-6	20x12-10	-1.25	13X6.5N6	73818 or 41011	N/A	N/A
MidMount 100V	126V	5	52	13x6.5-6	20x10-10	-1.25	13X6.5N6	73818 or 41011	N/A	N/A
MidMount 100V	126V	5	61	13x6.5-6	20x12-10	-1.25	13X6.5N6	73818 or 41011	N/A	N/A
MidMount 200V-G4	225V-G4	5	52	13x6.5-6	23x10.5-12	0.03	13X6.5N6	73818 or 41011	N/A	N/A
MidMount 200V-G4	225V-G4	5	61	13x6.5-6	23x10.5-12	0.03	13X6.5N6	73818 or 41011	N/A	N/A
MidMount 200V-G4	226V-G4	5	52	13x6.5-6	23x10.5-12	0.03	13X6.5N6	73818 or 41011	N/A	N/A
MidMount 200V-G4	226V-G4	5	61	13x6.5-6	23x10.5-12	0.03	13X6.5N6	73818 or 41011	N/A	N/A
MidMount 200V-G4	227V-G4 EFI	5	52	13x6.5-6	23x10.5-12	0.03	13X6.5N6	73818 or 41011	N/A	N/A
MidMount 200V-G4	227V-G4 EFI	5	61	13x6.5-6	23x12-12	0.03	13X6.5N6	73818 or 41011	N/A	N/A
MidMount 200	225	5	48	13x6.5-6	23x9.5-12	0.50	13X6.5N6	73818 or 41011	N/A	N/A

Series	Model	Bolt Pattern	Deck Width	STANDARD OE FITMENT			MICHELIN TWEEL SUGGESTION			
				OE Front Tire Size	OE Rear Tire Size	Wheel Offset	TWEEL Front Caster Size	TWEEL Front Caster MSPN (Spacer)	TWEEL Rear Tire Size	TWEEL Rear Tire MSPN
MidMount 200	225	5	52	13x6.5-6	23x10.5-12	0.03	13X6.5N6	73818 or 41011	24x12N12 X Tweel Turf	54411
MidMount 200	225	5	61	13x6.5-6	24x12-12	-0.22	13X6.5N6	73818 or 41011	24x12N12 X Tweel Turf	54411
MidMount 300	329B	5	52	13x6.5-6	23x10.5-12	0.03	13X6.5N6	73818 or 41011	24x12N12 X Tweel Turf	54411
MidMount 300	329B	5	61	13x6.5-6	24x12-12	-0.22	13X6.5N6	73818 or 41011	24x12N12 X Tweel Turf	54411
MidMount 300	329B	5	72	13x6.5-6	24x12-12	-0.22	13X6.5N6	73818 or 41011	24x12N12 X Tweel Turf	54411
MidMount 300	335	5	61	13x6.5-6	24x12-12	-0.22	13X6.5N6	73818 or 41011	24x12N12 X Tweel Turf	54411
MidMount 300	335	5	72	13x6.5-6	24x12-12	-0.22	13X6.5N6	73818 or 41011	24x12N12 X Tweel Turf	54411
MidMount 300	321D	5	48	13x6.5-6	23x9.5-12	0.50	13X6.5N6	73818 or 41011	N/A	N/A
MidMount 300	325D	5	52	13x6.5-6	23x10.5-12	0.03	13X6.5N6	73818 or 41011	24x12N12 X Tweel Turf	54411
MidMount 300	325D	5	61	13x6.5-6	24x12-12	-0.22	13X6.5N6	73818 or 41011	24x12N12 X Tweel Turf	54411
MidMount 300	325D	5	72	13x6.5-6	24x12-12	-0.22	13X6.5N6	73818 or 41011	24x12N12 X Tweel Turf	54411
MidMount 300	329	5	52	13x6.5-6	23x10.5-12	0.03	13X6.5N6	73818 or 41011	24x12N12 X Tweel Turf	54411
MidMount 300	329	5	61	13x6.5-6	24x12-12	-0.22	13X6.5N6	73818 or 41011	24x12N12 X Tweel Turf	54411
MidMount 300	329	5	72	13x6.5-6	24x12-12	-0.22	13X6.5N6	73818 or 41011	24x12N12 X Tweel Turf	54411
MidMount 400	400D 1.3L	5	61	13x6.5-6	24x12-12	-0.22	13X6.5N6	73818 or 41011	24x12N12 X Tweel Turf	54411
MidMount 400	400D 1.3L	5	72	13x6.5-6	24x12-12	-0.22	13X6.5N6	73818 or 41011	24x12N12 X Tweel Turf	54411
MidMount 400	432	5	61	13x6.5-6	24x12-12	-0.22	13X6.5N6	73818 or 41011	24x12N12 X Tweel Turf	54411
MidMount 400	432	5	72	13x6.5-6	24x12-12	-0.22	13X6.5N6	73818 or 41011	24x12N12 X Tweel Turf	54411
FrontMount 500V	524V-42	5	42	13x6.5-6	20x8-10	-1.50	13X6.5N6	73818 or 41011	N/A	N/A
FrontMount 500V	526V-52	5	52	13x6.5-6	20x8-10	-1.50	13X6.5N6	73818 or 41011	N/A	N/A
FrontMount 600	623T	5	48	13x6.5-6	20x10-8	-0.41	13X6.5N6	73818 or 41011	N/A	N/A
FrontMount 600	623T	5	52	13x6.5-6	20x10-8	-0.41	13X6.5N6	73818 or 41011	N/A	N/A
FrontMount 700	725KT	5	52	13x6.5-6	22x11-10	-1.25	13X6.5N6	73818 or 41011	22X11N12 X-Tweel Turf	47260
FrontMount 700	725KT	5	61	13x6.5-6	22x11-10	-1.25	13X6.5N6	73818 or 41011	22X11N12 X-Tweel Turf	47260
FrontMount 700	725KT	5	72	13x6.5-6	22x11-10	-1.25	13X6.5N6	73818 or 41011	22X11N12 X-Tweel Turf	47260
FrontMount 700	727T EFI	5	52	13x6.5-6	22x11-10	-1.25	13X6.5N6	73818 or 41011	22X11N12 X-Tweel Turf	47260
FrontMount 700	727T EFI	5	61	13x6.5-6	22x11-10	-1.25	13X6.5N6	73818 or 41011	22X11N12 X-Tweel Turf	47260
FrontMount 700	727T EFI	5	72	13x6.5-6	22x11-10	-1.25	13X6.5N6	73818 or 41011	22X11N12 X-Tweel Turf	47260
FrontMount 700	729 BT	5	52	13x6.5-6	22x11-10	-1.25	13X6.5N6	73818 or 41011	22X11N12 X-Tweel Turf	47260
FrontMount 700	729 BT	5	61	13x6.5-6	22x11-10	-1.25	13X6.5N6	73818 or 41011	22X11N12 X-Tweel Turf	47260
FrontMount 700	729 BT	5	72	13x6.5-6	22x11-10	-1.25	13X6.5N6	73818 or 41011	22X11N12 X-Tweel Turf	47260
FrontMount 700	735 BT	5	52	13x6.5-6	22x11-10	-1.25	13X6.5N6	73818 or 41011	22X11N12 X-Tweel Turf	47260
FrontMount 700	735 BT	5	61	13x6.5-6	22x11-10	-1.25	13X6.5N6	73818 or 41011	22X11N12 X-Tweel Turf	47260
FrontMount 700	735 BT	5	72	13x6.5-6	22x11-10	-1.25	13X6.5N6	73818 or 41011	22X11N12 X-Tweel Turf	47260
FrontMount 700	721DT	5	52	13x6.5-6	22x11-10	-1.25	13X6.5N6	73818 or 41011	22X11N12 X-Tweel Turf	47260
FrontMount 700	725DT	5	52	13x6.5-6	22x11-10	-1.25	13X6.5N6	73818 or 41011	22X11N12 X-Tweel Turf	47260

				STANDARD OE FITMENT			MICHELIN TWEEL SUGGESTION			
Series	Model	Bolt Pattern	Deck Width	OE Front Tire Size	OE Rear Tire Size	Wheel Offset	TWEEL Front Caster Size	TWEEL Front Caster MSPN (Spacer)	TWEEL Rear Tire Size	TWEEL Rear Tire MSPN
FrontMount 700	725DT	5	61	13x6.5-6	22x11-10	-1.25	13X6.5N6	73818 or 41011	22X11N12 X-Tweel Turf	47260
FrontMount 700	725DT	5	72	13x6.5-6	22x11-10	-1.25	13X6.5N6	73818 or 41011	22X11N12 X-Tweel Turf	47260
FrontMount 700	729T	5	52	13x6.5-6	22x11-10	-1.25	13X6.5N6	73818 or 41011	22X11N12 X-Tweel Turf	47260
FrontMount 700	729T	5	61	13x6.5-6	22x11-10	-1.25	13X6.5N6	73818 or 41011	22X11N12 X-Tweel Turf	47260
FrontMount 700	729T	5	72	13x6.5-6	22x11-10	-1.25	13X6.5N6	73818 or 41011	22X11N12 X-Tweel Turf	47260
FrontMount 900	900D 1.3L	5	61	13x6.5-6	24x12-12	-0.22	13X6.5N6	73818 or 41011	24x12N12 X Tweel Turf	54411
FrontMount 900	900D 1.3L	5	72	13x6.5-6	24x12-12	-0.22	13X6.5N6	73818 or 41011	24x12N12 X Tweel Turf	54411
FrontMount 900	932	5	61	13x6.5-6	22x11-10	-1.25	13X6.5N6	73818 or 41011	22X11N12 X-Tweel Turf	47260
FrontMount 900	932	5	72	13x6.5-6	22x11-10	-1.25	13X6.5N6	73818 or 41011	22X11N12 X-Tweel Turf	47260
HUSTLER/BIG DOG										
Trimstar Walk-Behind		4	36	11 x 4 - 4	18 x 6.5 - 8		N/A	N/A	N/A	N/A
Trimstar Walk-Behind		4	48	11 x 4 - 4	20 x 10 - 10		N/A	N/A	18x8.5N10 X-Tweel Turf	78245
Trimstar Walk-Behind		4	58	11 x 4 - 4	20 x 10 - 10		N/A	N/A	18x8.5N10 X-Tweel Turf	78245
Super S Stand-On		5	36	11 x 4 - 4	18 x 8.5 - 10		N/A	N/A	N/A	N/A
Super S Stand-On		5	48	13 x 5 - 6	20 x 10 - 10		N/A	N/A	N/A	N/A
Super S Stand-On		5	52	13 x 5 - 6	20 x 10 - 10		N/A	N/A	N/A	N/A
Super S Stand-On		5	60	13 x 5 - 6	20 x 12 - 10		N/A	N/A	N/A	N/A
Raptor SD		4	36	13 x 5 - 6	20 x 6.5 - 10		N/A	N/A	N/A	N/A
Raptor SD		4	42	13 x 5 - 6	20 x 6.5 - 10		N/A	N/A	N/A	N/A
Raptor SD		4	48	13 x 5 - 6	20 x 8 - 10	-1.23 in	N/A	N/A	N/A	N/A
Raptor SD		4	54	13 x 6.5 - 6	20 x 12 - 10	-1.23 in	13X6.5N6	52441 or 05768 (65019)	N/A	N/A
Raptor SD		4	60	13 x 6.5 - 6	20 x 12 - 10	-1.23 in	13X6.5N6	52441 or 05768 (65019)	N/A	N/A
X-One		5	52	13 x 6.5 - 6	24x9.5-12		13X6.5N6	52441 or 05768 (65019)	N/A	N/A
X-One		5	54	13 x 6.5 - 6	24x9.5-12		13X6.5N6	52441 or 05768 (65019)	N/A	N/A
X-One		5	60	13.6.5x6 (3/4 in bolt)	24x12x12		13X6.5N6	52441 or 05768 (65019)	24x12N12 X-Tweel Turf	14365
X-One		5	72	13.6.5x6 (3/4 in bolt)	24x12x12		13X6.5N6	52441 or 05768 (65019)	24x12N12 X-Tweel Turf	14365
Super Z		5	54	13.6.5x6 (3/4 in bolt)	24x9.5-12		13X6.5N6	52441 or 05768 (65019)	N/A	N/A
Super Z		5	60	13.6.5x6 (3/4 in bolt)	24x12x12	0.669 in	13X6.5N6	52441 or 05768 (65019)	24x12N12 X-Tweel Turf	14365
Super Z		5	66	13.6.5x6 (3/4 in bolt)	24x12x12		13X6.5N6	52441 or 05768 (65019)	24x12N12 X-Tweel Turf	14365
Super Z		5	72	13.6.5x6 (3/4 in bolt)	24x12x12		13X6.5N6	52441 or 05768 (65019)	24x12N12 X-Tweel Turf	14365
Super Z 'Hyperdrive		5	60	13.6.5x6 (3/4 in bolt)	26x12x12	0.669 in	13X6.5N6	52441 or 05768 (65019)	24x12N12 X-Tweel Turf	03023
Super Z 'Hyperdrive		5	66	13.6.5x6 (3/4 in bolt)	26x12x12	-0.82 in	13X6.5N6	52441 or 05768 (65019)	26x12N12 X-Tweel Turf	60546
Super Z 'Hyperdrive		5	72	13.6.5x6 (3/4 in bolt)	26x12x12	-0.82 in	13X6.5N6	52441 or 05768 (65019)	26x12N12 X-Tweel Turf	60546
Hustler Z Diesel		5	60	13.6.5x6 (3/4 in bolt)	24x12x12		13X6.5N6	52441 or 05768 (65019)	24x12N12 X-Tweel Turf	14365
Hustler Z Diesel		5	72	13.6.5x6 (3/4 in bolt)	24x12x12		13X6.5N6	52441 or 05768 (65019)	24x12N12 X-Tweel Turf	14365
Fastrak SDX		4	48	13x5-5	22x9.5-10		N/A	N/A	22X11N12 X-Tweel Turf	37968

				STANDARD OE FITMENT			MICHELIN TWEEL SUGGESTION			
Series	Model	Bolt Pattern	Deck Width	OE Front Tire Size	OE Rear Tire Size	Wheel Offset	TWEEL Front Caster Size	TWEEL Front Caster MSPN (Spacer)	TWEEL Rear Tire Size	TWEEL Rear Tire MSPN
Fastrak SDX		4	54	13x6.5-6	23x11-10		13X6.5N6	52441 or 05768 (65019)	22X11N12 X-Tweel Turf	37968
Fastrak SDX		4	60	13x6.5-6	23x11-10		13X6.5N6	52441 or 05768 (65019)	22X11N12 X-Tweel Turf	37968
Super 104			104	15x6.0-6	26x12-12		15X6N6	31716 (65019)	2020 RELEASE	NEW TWEEL
Raptor SDX		4	48	13x5-6	22x11-10		N/A	N/A	22X11N12 X-Tweel Turf	37968
Raptor SDX		4	54	13x6.5-6	22x11-10		13X6.5N6	52441 or 05768 (65019)	22X11N12 X-Tweel Turf	37968
Raptor SDX		4	60	13x6.5-6	22x11-10		13X6.5N6	52441 or 05768 (65019)	22X11N12 X-Tweel Turf	37968
Fastrak	Side Discharge	4	48	13x5-6	22x9.5-10		N/A	N/A	22X11N12 X-Tweel Turf	37968
Fastrak	Side Discharge	4	54	13x6.5-6	22x11-10		13X6.5N6	52441 or 05768 (65019)	22X11N12 X-Tweel Turf	37968
Fastrak	Side Discharge	4	60	13x6.5-6	22x11-10		13X6.5N6	52441 or 05768 (65019)	22X11N12 X-Tweel Turf	37968
Fastrak	Rear Discharge	4	48	13x5-6	22x9.5-10		N/A	N/A	22X11N12 X-Tweel Turf	37968
Fastrak	Rear Discharge	4	54	13x6.5-6	22x11-10		13X6.5N6	52441 or 05768 (65019)	22X11N12 X-Tweel Turf	37968
HUSQVARNA										
Z142	Z142	4	42	11x4	18x7.5		N/A	N/A	N/A	N/A
Z200	Z242F	4	42	11x6.5	18x8.5		N/A	N/A	N/A	N/A
Z200	Z246	4	46	11x6.5-5	18x9.5-8		N/A	N/A	18x8.5-10 X-Tweel Turf	78245
Z200	Z254	4	54	11X6.5	18x9.5-8		N/A	N/A	18x8.5-10 X-Tweel Turf	78245
Z200	Z248F	4	48	11X6.5	18x9.5-8		N/A	N/A	18x8.5-10 X-Tweel Turf	78245
Z200	Z254F	4	54	11X6.5	18x9.5-8		N/A	N/A	18x8.5-10 X-Tweel Turf	78245
MZ	MX54	4	54	13x6.5-6	22x10-10		13X6.5N6	41011 or 05768(40653)	22X11N12 X-Tweel Turf	37968
MZ	MZ48	4	48	13x6.5-6	22x10-10		13X6.5N6	41011 or 05768(40653)	22X11N12 X-Tweel Turf	37968
MZ	MZ54	4	54	13x6.5-6	22x10-10		13X6.5N6	41011 or 05768(40653)	22X11N12 X-Tweel Turf	37968
MZ	MZ61	4	61	13x6.5-6	22x10-10		13X6.5N6	41011 or 05768(40653)	22X11N12 X-Tweel Turf	37968
M-ZT	M-ZT52	4	52	13x6.5-6	23x10.5-12		13X6.5N6	41011 or 05768(40653)	24x12N12 X Tweel Turf	50357
M-ZT	M-ZT61	4	61	13x6.5-6	23x10.5-12		13X6.5N6	41011 or 05768(40653)	24x12N12 X Tweel Turf	50357
Z500	Z560X	4	60	13x6.5-6	24x12-12		13X6.5N6	41011 or 05768(40653)	24x12N12 X Tweel Turf	50357
Z500	Z572X	4	72	13x6.5-6	24x12-12		13X6.5N6	41011 or 05768(40653)	24x12N12 X Tweel Turf	50357
Z500	Z548	4	48	13x6.5-6	23x8.5-12		13X6.5N6	41011 or 05768(40653)	N/A	N/A
Z500	Z554	4	54	13x6.5-6	23x10.5-12		13X6.5N6	41011 or 05768(40653)	24x12N12 X Tweel Turf	50357
Z500	Z560	4	60	13x6.5-6	24x12-12		13X6.5N6	41011 or 05768(40653)	24x12N12 X Tweel Turf	50357
Z500	Z554X	4	54	13x6.5-6	23x10.5-12		13X6.5N6	41011 or 05768(40653)	24x12N12 X Tweel Turf	50357
JOHN DEERE										
Ztrak Z500	Z540M	4	48	13x5.0-6	22x9.5-10		N/A	N/A	22x11N12 X-Tweel Turf	37968
Ztrak Z500	Z540M	4	54	13x5.0-6	22x9.5-10		N/A	N/A	22x11N12 X-Tweel Turf	37968
Ztrak Z500	Z540M	4	62	13x5.0-6	22x9.5-10		N/A	N/A	22x11N12 X-Tweel Turf	37968
Ztrak Z500	Z540R	4	48	13x5.0-6	23x10.5-12		N/A	N/A	24x12N12 X-Tweel Turf	50357
Ztrak Z500	Z540R	4	54	13x5.0-6	23x10.5-12		N/A	N/A	24x12N12 X-Tweel Turf	50357

Series	Model	Bolt Pattern	Deck Width	STANDARD OE FITMENT			MICHELIN TWEEL SUGGESTION			
				OE Front Tire Size	OE Rear Tire Size	Wheel Offset	TWEEL Front Caster Size	TWEEL Front Caster MSPN (Spacer)	TWEEL Rear Tire Size	TWEEL Rear Tire MSPN
Ztrak Z500	Z540R	4	60	13x5.0-6	23x10.5-12		N/A	N/A	24x12N12 X-Tweel Turf	50357
Ztrack Z700	Z720E	4	48	13x6.5-6	23x9.5-12		13X6.5N6	73818 or 41011	N/A	N/A
Ztrack Z700	Z720E	4	54	13x6.5-6	23x10.5-12		13X6.5N6	73818 or 41011	24x12N12 X-Tweel Turf	50357
Ztrack Z700	Z720E	4	60	13x6.5-6	23x10.5-12		13X6.5N6	73818 or 41011	24x12N12 X-Tweel Turf	50357
Ztrack Z701	Z730M	4	54	13x6.5-6	23x10.5-12		13X6.5N6	73818 or 41011	24x12N12 X-Tweel Turf	50357
Ztrack Z702	Z730M	4	60	13x6.5-6	23x10.5-12		13X6.5N6	73818 or 41011	24x12N12 X-Tweel Turf	50357
Ztrack Z704	Z735E	4	60	13x6.5-6	23x10.5-12		13X6.5N6	73818 or 41011	24x12N12 X-Tweel Turf	50357
Ztrack Z707	Z735M	4	48	13x6.5-6	23x9.5-12		13X6.5N6	73818 or 41011	N/A	N/A
Ztrack Z708	Z735M	4	54	13x6.5-6	23x10.5-12		13X6.5N6	73818 or 41011	24x12N12 X-Tweel Turf	50357
Ztrack Z709	Z735M	4	60	13x6.5-6	23x10.5-12		13X6.5N6	73818 or 41011	24x12N12 X-Tweel Turf	50357
Ztrack Z710	Z740R	4	48	13x6.5-6	24x9.5-12		13X6.5N6	73818 or 41011	N/A	N/A
Ztrack Z711	Z740R	4	54	13x6.5-6	24x12-12		13X6.5N6	73818 or 41011	24x12N12 X-Tweel Turf	50357
Ztrack Z712	Z740R	4	60	13x6.5-6	24x12-12		13X6.5N6	73818 or 41011	24x12N12 X-Tweel Turf	50357
Ztrak Z900	Z915E	4	48	13x5.0-6	24x9.5-12		N/A	N/A	N/A	N/A
Ztrak Z900	Z915E	4	54	13x5.0-6	24x12-12		N/A	N/A	24x12N12 X-Tweel Turf	50357
Ztrak Z900	Z915E	4	60	13x5.0-6	24x12-12		N/A	N/A	24x12N12 X-Tweel Turf	50357
Ztrak Z900	Z920M	4	48	13x6.5-6	24x9.5-12		13X6.5N6	73818 or 41011	N/A	N/A
Ztrak Z900	Z920M	4	54	13x6.5-6	24x12-12		13X6.5N6	73818 or 41011	24x12N12 X-Tweel Turf	50357
Ztrak Z900	Z920M	4	60	13x6.5-6	24x12-12		13X6.5N6	73818 or 41011	24x12N12 X-Tweel Turf	50357
Ztrak Z900	Z925M	4	54	13x6.5-6	24x12-12		13X6.5N6	73818 or 41011	24x12N12 X-Tweel Turf	50357
Ztrak Z900	Z925M	4	60	13x6.5-6	24x12-12		13X6.5N6	73818 or 41011	24x12N12 X-Tweel Turf	50357
Ztrak Z900	Z930M	4	54	13x6.5-6	24x12-12		13X6.5N6	73818 or 41011	24x12N12 X-Tweel Turf	50357
Ztrak Z900	Z930M	4	60	13x6.5-6	24x12-12		13X6.5N6	73818 or 41011	24x12N12 X-Tweel Turf	50357
Ztrak Z900	Z930R	4	54	13x6.5-6	24x12-12		13X6.5N6	73818 or 41011	24x12N12 X-Tweel Turf	50357
Ztrak Z900	Z930R	4	60	13x6.5-6	24x12-12		13X6.5N6	73818 or 41011	24x12N12 X-Tweel Turf	50357
Ztrak Z900	Z950M	4	60	13x6.5-6	24x12-12		13X6.5N6	73818 or 41011	24x12N12 X-Tweel Turf	50357
Ztrak Z900	Z950M	4	72	13x6.5-6	24x12-12		13X6.5N6	73818 or 41011	24x12N12 X-Tweel Turf	77185
Ztrak Z900	Z950R	4	60	13x6.5-6	24x12-12		13X6.5N6	73818 or 41011	24x12N12 X-Tweel Turf	50357
Ztrak Z900	Z950R	4	72	13x6.5-6	24x12-12		13X6.5N6	73818 or 41011	24x12N12 X-Tweel Turf	77185
Ztrak Z900	Z970R	4	60	13x6.5-6	24x12-12		13X6.5N6	73818 or 41011	24x12N12 X-Tweel Turf	50357
Ztrak Z900	Z970R	4	72	13x6.5-6	24x12-12		13X6.5N6	73818 or 41011	24x12N12 X-Tweel Turf	77185
Ztrak Z900	Z994	4	54	13x5.0-6	24x12-12		N/A	N/A	24x12N12 X-Tweel Turf	50357
Ztrak Z900	Z994	4	60	13x5.0-6	24x12-12		N/A	N/A	24x12N12 X-Tweel Turf	50357
Ztrak Z900	Z994	4	72	13x5.0-6	24x12-12		N/A	N/A	24x12N12 X-Tweel Turf	17510
Ztrak Z900	Z997	4	54	15x6-6	26x12-12		15X6N6	49136 (34193)	26x12N12 X-Tweel Turf	01674
Ztrak Z900	Z997	4	60	15x6-6	26x12-12		15X6N6	49136 (34193)	26x12N12 X-Tweel Turf	01674

				STANDARD OE FITMENT			MICHELIN TWEEL SUGGESTION			
Series	Model	Bolt Pattern	Deck Width	OE Front Tire Size	OE Rear Tire Size	Wheel Offset	TWEEL Front Caster Size	TWEEL Front Caster MSPN (Spacer)	TWEEL Rear Tire Size	TWEEL Rear Tire MSPN
Quik Trak	QuickTrak	4	54	13x6.5-6	18x8.5x10		13X6.5N6	73818 or 41011	18x8.5N10 X-Tweel Turf	01133
Quik Trak	QuickTrak	4	60	13x6.5-6	18x8.5x10		13X6.5N6	73818 or 41011	18x8.5N10 X-Tweel Turf	01133
KIOTI										
Kioti Mowers	ZXR48	4	48	13x5-6	22x9.5-10		N/A	N/A	N/A	N/A
Kioti Mowers	ZXR54	4	54	13x5-6	22x9.5-10		N/A	N/A	N/A	N/A
Kioti Mowers	ZXR60	4	60	13x6.5-6	23x9.5-12		13X6.5N6	52441 or 05768 (65019)	N/A	N/A
Kioti Mowers	ZXR48 SE	4	48	13x5-6	23x9.5-12		N/A	N/A	N/A	N/A
Kioti Mowers	ZXR54 SE	4	54	13x5-6	23x9.5-12		N/A	N/A	N/A	N/A
Kioti Mowers	ZXR60 SE	4	60	13x6.5-6	23x9.5-12		13X6.5N6	52441 or 05768 (65019)	N/A	N/A
Kioti Mowers	ZXC48	4	48	13x6.5-6	23x9.5-12		13X6.5N6	52441 or 05768 (65019)	N/A	N/A
Kioti Mowers	ZXC54	4	54	13x6.5-6	23x9.5-12		13X6.5N6	52441 or 05768 (65019)	N/A	N/A
Kioti Mowers	ZXC60	4	60	13x6.5-6	23x10.5-12		13X6.5N6	52441 or 05768 (65019)	24x12N12 X Tweel Turf	50357
Kioti Mowers	ZXC48 SE	4	48	13x6.5-6	23x10.5-12		13X6.5N6	52441 or 05768 (65019)	24x12N12 X Tweel Turf	50357
Kioti Mowers	ZXC54 SE	4	54	13x6.5-6	23x10.5-12		13X6.5N6	52441 or 05768 (65019)	24x12N12 X Tweel Turf	50357
Kioti Mowers	ZXC60 SE	4	60	13x6.5-6	23x10.5-12		13X6.5N6	52441 or 05768 (65019)	24x12N12 X Tweel Turf	50357
KUBOTA										
ZD1200	ZD1211-60	5	60	15x6-6	26x12-16		15X6N6	49136 (34193)	26x12N12 X-Tweel Turf	60546
ZD1200	ZD1211R-60R	5	60	15x6-6	26x12-16		15X6N6	49136 (34193)	26x12N12 X-Tweel Turf	60546
ZD1200	ZD1211L-72	5	72	15x6-6	26x12-16		15X6N6	49136 (34193)	26x12N12 X-Tweel Turf	60546
ZD1200	ZD1211RL-72R	5	72	15x6-6	26x12-16		15X6N6	49136 (34193)	26x12N12 X-Tweel Turf	60546
Z100	Z122R-42	4	42	11x4-5	18x7.5-14		N/A	N/A	N/A	N/A
Z100	Z121S-48	4	48	11x4-6	22x10-14		N/A	N/A	22X11N12 X-Tweel Turf	37968
Z100	Z122E-48	4	48	11x4-6	22x10-14		N/A	N/A	22X11N12 X-Tweel Turf	37968
Z100	Z125E-54	4	54	11x4-6	22x10-14		N/A	N/A	22X11N12 X-Tweel Turf	37968
Z100	Z125S-54	4	54	11x4-6	22x10-14		N/A	N/A	22X11N12 X-Tweel Turf	37968
Z200	Z231KW-42	4	42	11x4-5	18x7.5-14		N/A	N/A	N/A	N/A
Z200	Z231BR-48	4	48	11x4-5	22x10-14		N/A	N/A	22X11N12 X-Tweel Turf	37968
Z200	Z251BR-54	4	54	11x4-5	22x10-14		N/A	N/A	22X11N12 X-Tweel Turf	37968
Z200	Z231KH-48	4	48	11x4-5	22x10-14		N/A	N/A	22X11N12 X-Tweel Turf	37968
Z200	Z251KH-54	4	54	11x4-5	22x10-14		N/A	N/A	22X11N12 X-Tweel Turf	37968
Z400	Z411KW-48	4	48	13x5-6	24x9.5-14		N/A	N/A	N/A	N/A
Z400	Z421KW-54	4	54	13x5-6	24x9.5-14		N/A	N/A	N/A	N/A
Z400	Z421KWT-60	4	60	13x6.5-6	24x12-14		13X6.5N6	73818 or 41011 (40653)	24x12N12 X-Tweel Turf	50357
Z700	Z723KH-48	5	48	13x5-6	24x9.5-12		N/A	N/A	N/A	N/A
Z700	Z724KH-54	5	54	13x5-6	24x9.5-12		N/A	N/A	N/A	N/A
Z700	Z725KH-60	5	60	13x6.5-6	24x12-12		13X6.5N6	73818 or 41011 (40653)	24x12N12 X-Tweel Turf	54411

Series	Model	Bolt Pattern	Deck Width	STANDARD OE FITMENT			MICHELIN TWEEL SUGGESTION			
				OE Front Tire Size	OE Rear Tire Size	Wheel Offset	TWEEL Front Caster Size	TWEEL Front Caster MSPN (Spacer)	TWEEL Rear Tire Size	TWEEL Rear Tire MSPN
Z700	Z724XKW-48	5	48	13x5-6	24x9.5-12		N/A	N/A	N/A	N/A
Z700	Z724XKW-54	5	54	13x5-6	24x9.5-12		N/A	N/A	N/A	N/A
Z700	Z726XKW-60	5	60	13x6.5-6	24x12-12		13X6.5N6	73818 or 41011 (40653)	24x12N12 X-Tweel Turf	54411
Z700 EFI	Z723KH-2-48	5	48	13x5-6	24x9.5-12		N/A	N/A	N/A	N/A
Z700 EFI	Z724KH-2-54	5	54	13x5-6	24x9.5-12		N/A	N/A	N/A	N/A
Z700 EFI	Z725KH-2-60	5	60	13x6.5-6	24x12-12		13X6.5N6	73818 or 41011 (40653)	24x12N12 X-Tweel Turf	54411
Z700 EFI	Z724XKW-2-48	5	48	13x5.0-6	24x9.5-12		N/A	N/A	N/A	N/A
Z700 EFI	Z724XKW-2-54	5	54	13x5.0-6	24x9.5-12		N/A	N/A	N/A	N/A
Z700 EFI	Z726XKW-2-60	5	60	13x6.5-6	24x12-12		13X6.5N6	73818 or 41011 (40653)	24x12N12 X-Tweel Turf	54411
Z700 EFI	Z751KWi-48	5	48	13x6.5-6	24x9.4-14		13X6.5N6	73818 or 41011 (40653)	N/A	N/A
Z700 EFI	Z781KWi-54	5	54	13x6.5-6	24x9.4-14		13X6.5N6	73818 or 41011 (40653)	N/A	N/A
Z700 EFI	Z781KWTi-60	5	60	13x6.5-6	24x12-14		13X6.5N6	73818 or 41011 (40653)	24x12N12 X-Tweel Turf	54411
ZD1000	ZD1011-48	5	48	13x5-6	24x9.5-14		N/A	N/A	N/A	N/A
ZD1000	ZD1011-54	5	54	13x5-6	24x9.5-14		N/A	N/A	N/A	N/A
ZD1000	ZD1021-60	5	60	13x6.5-6	24x12-14		13X6.5N6	73818 or 41011 (40653)	24x12N12 X-Tweel Turf	54411
ZD1500	ZD1511RL-60R	5	60	15x6.5-8	26x12-16		N/A	N/A	26x12N12 X-Tweel Turf	60546
ZD1500	ZD1511LF-72	5	72	15x6.5-8	26x12-16		N/A	N/A	26x12N12 X-Tweel Turf	60546
ZD1500	ZD1511RLF-72R	5	72	15x6.5-8	26x12-16		N/A	N/A	26x12N12 X-Tweel Turf	60546
ZG200	ZG222A-48	5	48	13x5-6	23x10.5-12		N/A	N/A	N/A	N/A
ZG200	ZG227A-54	5	54	13x5-6	23x10.5-12		N/A	N/A	N/A	N/A
ZG200	ZG227LA-60	5	60	13x5-6	23x10.5-12		N/A	N/A	N/A	N/A
ZG200	ZG327PA-60	5	60	15x6-6	26x12-12		15X6N6	49136 (34193)	26x12N12 X-Tweel Turf	60546
ZG300	ZG327RPA-60	5	60	15x6-6	26x12-12		15X6N6	49136 (34193)	26x12N12 X-Tweel Turf	60546
SZ Series	SZ19-36	4	36	11x4-5	20x8-10		N/A	N/A	18x8.5N10	01133
SZ Series	SZ22-48	4	48	13x6.5-6	23x8.5-12		13X6.5N6	73818 or 41011 (40653)	22X11N12 X-Tweel Turf	37968
SZ Series	SZ26-52	4	52	13x6.5-6	23x8.5-12		13X6.5N6	73818 or 41011 (40653)	22X11N12 X-Tweel Turf	37968
SZ Series	SZ26-61	4	61	13x6.5-6	23x10.5-12		13X6.5N6	73818 or 41011 (40653)	22X11N12 X-Tweel Turf	37968
SCAG										
Patriot SPZ52-22FX	8D00N / 485944	4	52	13x6.5-6 with 0.5" bolt	24" /23.400"		13X6.5N6	73818 or 41011 (38182)	24x12N12 X-Tweel Turf	77185
Patriot SPZ61-23FX	8D01N / 485952	4	61	13x6.5-6 with 0.5" bolt	24" /23.400"		13X6.5N6	73818 or 41011 (38182)	24x12N12 X-Tweel Turf	77185
Turf Tiger STTII-52V-26CH-EFI	841KN / 485607	4	52	13x6.5-6 with 0.5" bolt	26"	-0.87	13X6.5N6	73818 or 41011 (40653)	26x12N12 X-Tweel Turf	01674
Turf Tiger STTII-61V-25KA	841MN / 485604	4	61	13x6.5-6 with 0.5" bolt	26" / 25.475"	-0.87	13X6.5N6	73818 or 41011 (40653)	26x12N12 X-Tweel Turf	01674
Turf Tiger STTII-61V-26CH-EFI	841PN / 485604	4	61	13x6.5-6 with 0.5" bolt	26" / 25.475"	-0.87	13X6.5N6	73818 or 41011 (40653)	26x12N12 X-Tweel Turf	01674
Turf Tiger STTII-61V-26DFI	841QN / 485604	4	61	13x6.5-6 with 0.5" bolt	26" / 25.475"	-0.87	13X6.5N6	73818 or 41011 (40653)	26x12N12 X-Tweel Turf	01674
Turf Tiger STTII-61V-31DFI	841XN / 485604	4	61	13x6.5-6 with 0.5" bolt	26" / 25.475"	-0.87	13X6.5N6	73818 or 41011 (40653)	26x12N12 X-Tweel Turf	01674
Turf Tiger STTII-61V-25KBD	841MN / 485604	4	61	13x6.5-6 with 0.5" bolt	26" / 25.475"	-0.87	13X6.5N6	73818 or 41011 (40653)	26x12N12 X-Tweel Turf	01674

Series	Model	Bolt Pattern	Deck Width	STANDARD OE FITMENT			MICHELIN TWEEL SUGGESTION			
				OE Front Tire Size	OE Rear Tire Size	Wheel Offset	TWEEL Front Caster Size	TWEEL Front Caster MSPN (Spacer)	TWEEL Rear Tire Size	TWEEL Rear Tire MSPN
Turf Tiger STTII-61V35BV	841RN / 485604	4	61	13x6.5-6 with 0.5" bolt	26" / 25.475"	-0.87	13X6.5N6	73818 or 41011 (40653)	26x12N12 X-Tweel Turf	01674
Turf Tiger STTII-72V-26CH-EFI	841TN / 485604	4	72	13x6.5-6 with 0.5" bolt	26" / 25.475"	-0.87	13X6.5N6	73818 or 41011 (40653)	26x12N12 X-Tweel Turf	01674
Turf Tiger STTII-72V-26DFI	841UN / 485604	4	72	13x6.5-6 with 0.5" bolt	26" / 25.475"	-0.87	13X6.5N6	73818 or 41011 (40653)	26x12N12 X-Tweel Turf	01674
Turf Tiger STTII-72V-31DFI	841YN / 485604	4	72	13x6.5-6 with 0.5" bolt	26" / 25.475"	-0.87	13X6.5N6	73818 or 41011 (40653)	26x12N12 X-Tweel Turf	01674
Turf Tiger STTII-72V-35BV	841VN / 485604	4	72	13x6.5-6 with 0.5" bolt	26" / 25.475"	-0.87	13X6.5N6	73818 or 41011 (40653)	26x12N12 X-Tweel Turf	01674
Turf Tiger STTII-61V-37BV-EFI	841ZN / 485604	4	61	13x6.5-6 with 0.5" bolt	26" / 25.475"		13X6.5N6	73818 or 41011 (40653)	26x12N12 X-Tweel Turf	01674
Turf Tiger STTII-72V-37BV-EFI	842AN / 485604	4	72	13x6.5-6 with 0.5" bolt	26" / 25.475"		13X6.5N6	73818 or 41011 (40653)	26x12N12 X-Tweel Turf	01674
Turf Tiger STTII-72V-25KBD	841SN / 485604	4	72	13x6.5-6 with 0.5" bolt	26" / 25.475"		13X6.5N6	73818 or 41011 (40653)	26x12N12 X-Tweel Turf	01674
V-Ride SVRII-48V-22FX	8B20N / 485851	4	48	13x6.5-6 with 0.5" bolt	24"	-2.2	13X6.5N6	73818 or 41011 (40653)	24x12N12 X-Tweel Turf	77185
V-Ride SVRII-52V-23FX	8B21N / 485851	4	52	13x6.5-6 with 0.5" bolt	24"		13X6.5N6	73818 or 41011 (40653)	24x12N12 X-Tweel Turf	77185
V-Ride SVRII-52V-25CV-EFI	8B22N / 485851	4	52	13x6.5-6 with 0.5" bolt	24"		13X6.5N6	73818 or 41011 (40653)	24x12N12 X-Tweel Turf	77185
V-Ride SVRII-61-V-25FX	8B23N / 485933	4	61	13x6.5-6 with 0.5" bolt	24" / 23.400"		13X6.5N6	73818 or 41011 (40653)	24x12N12 X-Tweel Turf	77185
V-Ride SVRII-61V-26CV-EFI	8B25N / 485933	4	61	13x6.5-6 with 0.5" bolt	24" / 23.400"		13X6.5N6	73818 or 41011 (40653)	24x12N12 X-Tweel Turf	77185
Cheetah SCZ61V-27FX	8A12L / 484024	5	61	13x6.5-6 with 0.5" bolt	24"	-2.2	13X6.5N6	73818 or 41011 (38182)	24x12N12 X-Tweel Turf	54411 (1)
Cheetah SCZ61V-31CV-EFI	8A35N / 484024	5	61	13x6.5-6 with 0.5" bolt	24"		13X6.5N6	73818 or 41011 (38182)	24x12N12 X-Tweel Turf	54411 (1)
Cheetah SCZ61V-31FX	8A14L / 484024	5	61	13x6.5-6 with 0.5" bolt	24"		13X6.5N6	73818 or 41011 (38182)	24x12N12 X-Tweel Turf	54411 (1)
Cheetah SCZ61V-35CV-EFI	8A31L / 484024	5	61	13x6.5-6 with 0.5" bolt	24"		13X6.5N6	73818 or 41011 (38182)	24x12N12 X-Tweel Turf	54411 (1)
Cheetah CZ61RD-31FX	8A27L / 484024	5	61	13x6.5-6 with 0.5" bolt	24"		13X6.5N6	73818 or 41011 (38182)	24x12N12 X-Tweel Turf	54411 (1)
Cheetah SCZ72V-31FX	8A17L / 484024	5	72	13x6.5-6 with 0.5" bolt	24"		13X6.5N6	73818 or 41011 (38182)	24x12N12 X-Tweel Turf	54411 (1)
Cheetah SCZ72V-35CV-EFI	8A32L / 484024	5	72	13x6.5-6 with 0.5" bolt	24"		13X6.5N6	73818 or 41011 (38182)	24x12N12 X-Tweel Turf	54411 (1)

(1) Note: SCAG Cheetah requires 1" spacer.

SIMPLICITY

Courier	2691520	4	36	11x4-5	18x6.5-8		N/A	N/A	N/A	N/A
Courier	2691501	4	36	11x4-5	18x6.5-8		N/A	N/A	N/A	N/A
Courier	2691479	4	42	11x4-5	20 x 8-8		N/A	N/A	N/A	N/A
Courier	2691477	4	48	11x4-5	20 x 8-8		N/A	N/A	N/A	N/A
Courier	2691478	4	52	11x4-5	20x10-10		N/A	N/A	18x8.5-10 X-Tweel Turf	78245
Courier	2691519	4	36	11x4-5	18x6.5-8		N/A	N/A	N/A	N/A
Courier	2691318	4	42	11x4-5	20 x 8-8		N/A	N/A	N/A	N/A
Courier	2691322	4	44	11x4-5	20 x 8 - 8		N/A	N/A	N/A	N/A
Courier	2691502	4	44	11x4-5	18 x 8.5 - 8		N/A	N/A	18x8.5-10 X-Tweel Turf	78245
Courier	2691321	4	48	11x4-5	20x10-8		N/A	N/A	18x8.5-10 X-Tweel Turf	78245
Courier	2691324	4	52	11x4-5	20x10-10		N/A	N/A	18x8.5-10 X-Tweel Turf	78245
Contender XT	5901742	4	48	11x4-5	22x11-10		N/A	N/A	22X11N12 X-Tweel Turf	37968
Contender XT	5901743	4	52	13x5-6	22x11-10		13X6.5N6	52441 or 05768 (65019)	22X11N12 X-Tweel Turf	37968
Contender XT	5901744	4	61	13x5-6	22x11-10		13X6.5N6	52441 or 05768 (65019)	22X11N12 X-Tweel Turf	37968

				STANDARD OE FITMENT			MICHELIN TWEEL SUGGESTION			
Series	Model	Bolt Pattern	Deck Width	OE Front Tire Size	OE Rear Tire Size	Wheel Offset	TWEEL Front Caster Size	TWEEL Front Caster MSPN (Spacer)	TWEEL Rear Tire Size	TWEEL Rear Tire MSPN
Citation XT	5901267	5	52	13x6.5-6	22x11-10		13X6.5N6	52441 or 05768 (65019)	22X11N12 X-Tweel Turf	37968
Citation XT	5901259	5	61	13x6.5-6	22x11-10		13X6.5N6	52441 or 05768 (65019)	22X11N12 X-Tweel Turf	37968
Cobalt	5901597	5	61	13x6.5-6	24x12-12		13X6.5N6	52441 or 05768 (65019)	24x12N12 X Tweel Turf	54411
Cobalt	5901748	5	61	13x6.5-6	24x12-12		13X6.5N6	52441 or 05768 (65019)	24x12N12 X Tweel Turf	54411
Limited Edition Zero Turn Series	5901798	5	61	13x6.5	26x12		13X6.5N6	52441 or 05768 (65019)	26x12N12 X Tweel Turf	60546
Limited Edition Zero Turn Series	5901799	5	72	13x6.5	26x12		13X6.5N6	52441 or 05768 (65019)	26x12N12 X Tweel Turf	60546
SPARTAN										
Spartan Mowers	RZ		48	13x6.5-6	20x10-8		13X6.5N6	73818 or 41011 (38182)	18x8.5-10 X-Tweel Turf	01133
Spartan Mowers	RZ		54	13x6.5-6	20x10-8		13X6.5N6	73818 or 41011 (38182)	18x8.5-10 X-Tweel Turf	01133
Spartan Mowers	RZ PRO		61	13x6.5-6	22x9-10		13X6.5N6	73818 or 41011 (38182)	22X11N12 X-Tweel Turf	37968
Spartan Mowers	RZ HD		61	13x6.5-6	22x11-10		13X6.5N6	73818 or 41011 (38182)	22X11N12 X-Tweel Turf	37968
Spartan Mowers	RT PRO		54	13x6.5-6	24x10.5-12		13X6.5N6	73818 or 41011 (38182)	24x12N12 X Tweel Turf	54411
Spartan Mowers	RT PRO		61	13x6.5-6	24x12R12		13X6.5N6	73818 or 41011 (38182)	24x12N12 X Tweel Turf	54411
Spartan Mowers	RT HD		54	13x6.5-6	23x10.5-12		13X6.5N6	73818 or 41011 (38182)	24x12N12 X Tweel Turf	54411
Spartan Mowers	RT HD		61	13x6.5-6	24x12R12		13X6.5N6	73818 or 41011 (38182)	24x12N12 X Tweel Turf	54411
Spartan Mowers	SRT PRO		54	13x6.5-6	23x10.5-12		13X6.5N6	73818 or 41011 (38182)	24x12N12 X Tweel Turf	54411
Spartan Mowers	SRT PRO		61	13x6.5-6	24x12R12		13X6.5N6	73818 or 41011 (38182)	24x12N12 X Tweel Turf	54411
Spartan Mowers	SRT HD		54	13x6.5-6	24x10.5-12		13X6.5N6	73818 or 41011 (38182)	24x12N12 X Tweel Turf	54411
Spartan Mowers	SRT HD		61	13x6.5-6	24x12R12		13X6.5N6	73818 or 41011 (38182)	24x12N12 X Tweel Turf	54411
Spartan Mowers	SRT XD		61	13x6.5-6	24x12R12		13X6.5N6	73818 or 41011 (38182)	24x12N12 X Tweel Turf	54411
Spartan Mowers	SRT XD		72	13x6.5-6	24x12R12		13X6.5N6	73818 or 41011 (38182)	24x12N12 X Tweel Turf	54411
Spartan Mowers	Mark Mart SRT		61	13x6.5-6	24x12R12		13X6.5N6	73818 or 41011 (38182)	24x12N12 X Tweel Turf	54411
Spartan Mowers	Mark Mart SRT		72	13x6.5-6	24x12R12		13X6.5N6	73818 or 41011 (38182)	24x12N12 X Tweel Turf	54411
TORO										
1500 Series - Toro Titan HD	74453	4	48	13x6.5-6	22x9.5-12		13X6.5N6	73818 or 41011 (38182)	22X11N12 X-Tweel Turf	37968
1500 Series - Toro Titan HD	74454	4	52	13x6.5-6	22x9.5-12		13X6.5N6	73818 or 41011 (38182)	22X11N12 X-Tweel Turf	37968
1500 Series - Toro Titan HD	74452	4	60	13x6.5-6	22x10.5-12		13X6.5N6	73818 or 41011 (38182)	22X11N12 X-Tweel Turf	37968
1500 Series - Toro Titan HD	74453TE	4	48	13x6.5-6	22x9.5-12		13X6.5N6	73818 or 41011 (38182)	22X11N12 X-Tweel Turf	37968
1500 Series - Toro Titan HD	74454TE	4	52	13x6.5-6	22x9.5-12		13X6.5N6	73818 or 41011 (38182)	22X11N12 X-Tweel Turf	37968
2000 Series - Toro Titan HD	74465	4	48	13x6.5-6	23x9.5-12		13X6.5N6	73818 or 41011 (38182)	22X11N12 X-Tweel Turf	37968
2000 Series - Toro Titan HD	74466	4	52	13x6.5-6	23x9.5-12		13X6.5N6	73818 or 41011 (38182)	22X11N12 X-Tweel Turf	37968
2000 Series - Toro Titan HD	74467	4	60	13x6.5-6	23x10.5-12		13X6.5N6	73818 or 41011 (38182)	24x12N12 X-Tweel Turf	50357
2000 Series - Toro Titan HD	74480	4	60	13x6.5-6	24x12-12		13X6.5N6	73818 or 41011 (38182)	24x12N12 X-Tweel Turf	50357
2000 Series - Toro Titan HD	74463	4	60	13x6.5-6	23x10.5-12		13X6.5N6	73818 or 41011 (38182)	24x12N12 X-Tweel Turf	50357
2500 Series - Toro Titan HD	74471	4	52	13x6.5-6	24x9.5-12		13X6.5N6	73818 or 41011 (38182)	N/A	N/A
2500 Series - Toro Titan HD	74472	4	60	13x6.5-6	24x12-12		13X6.5N6	73818 or 41011 (38182)	24x12N12 X-Tweel Turf	50357

Series	Model	Bolt Pattern	Deck Width	STANDARD OE FITMENT			MICHELIN TWEEL SUGGESTION			
				OE Front Tire Size	OE Rear Tire Size	Wheel Offset	TWEEL Front Caster Size	TWEEL Front Caster MSPN (Spacer)	TWEEL Rear Tire Size	TWEEL Rear Tire MSPN
2500 Series - Toro Titan HD	78472	4	60	13x6.5-6	24x12-12		13X6.5N6	73818 or 41011 (38182)	24x12N12 X-Tweel Turf	50357
3000 Series	74950	4	60	13x6.5-6	Turf Master 24x12-12		13X6.5N6	73818 or 41011 (40653)	24x12N12 X-Tweel Turf	50357
3000 Series	74952	4	48	13x6.5-6	Turf Master 23x9.5-12		13X6.5N6	N/A	22X11N12 X-Tweel Turf	37968
3000 Series	74949	4	52	13x6.5-6	Turf Master 23x9.5-12		13X6.5N6	73818 or 41011 (40653)	22X11N12 X-Tweel Turf	37968
3000 Series	74949HD	4	52	13x6.5-6	Turf Master 23x9.5-12		13X6.5N6	73818 or 41011 (40653)	22X11N12 X-Tweel Turf	37968
3000 Series	74958	4	60	13x6.5-6	Turf Master 24x12-12		13X6.5N6	73818 or 41011 (40653)	24x12N12 X-Tweel Turf	50357
3000 Series	74959	4	72	13x6.5-6	Turf Master 24x12-12		13X6.5N6	73818 or 41011 (40653)	24x12N12 X-Tweel Turf	50357
3000 Series	75932	4	52	13x6.5-6	Turf Master 23x9.5-12		13X6.5N6	73818 or 41011 (40653)	N/A	N/A
3000 Series	75936	4	60	13x6.5-6	Turf Master 24x12-12		13X6.5N6	73818 or 41011 (40653)	24x12N12 X-Tweel Turf	50357
5000 Series	74904	4	48	13x5-6	Turf Master 23x9.5-12		N/A	N/A	N/A	N/A
5000 Series	74906	4	52	13x6.5-6	Turf Master 23x9.5-12		13X6.5N6	73818 or 41011 (40653)	N/A	N/A
5000 Series	74915	4	60	13x6.5-6	Turf Master 24x12-12		13X6.5N6	73818 or 41011 (40653)	24x12N12 X-Tweel Turf	50357
5000 Series	74918	4	72	13x6.5-6	Turf Master 24x12-12		13X6.5N6	73818 or 41011 (40653)	24x12N12 X-Tweel Turf	50357
5000 Series	74930	4	60	13x6.5-6	Turf Master 24x12-12		13X6.5N6	73818 or 41011 (40653)	24x12N12 X-Tweel Turf	50357
5000 Series	74933	4	60	13x6.5-6	Turf Master 24x12-12		13X6.5N6	73818 or 41011 (40653)	24x12N12 X-Tweel Turf	50357
5000 Series	74934	4	72	13x6.5-6	Turf Master 24x12-12		13X6.5N6	73818 or 41011 (40653)	24x12N12 X-Tweel Turf	50357
5000 Series	74942	4	60	13x6.5-6	Turf Master 24x12-12		13X6.5N6	73818 or 41011 (40653)	24x12N12 X-Tweel Turf	50357
5000 Series	74943	4	60	13x6.5-6	Turf Master 24x12-12		13X6.5N6	73818 or 41011 (40653)	24x12N12 X-Tweel Turf	50357
5000 Series	74945	4	72	13x6.5-6	Turf Master 24x12-12		13X6.5N6	73818 or 41011 (40653)	24x12N12 X-Tweel Turf	50357
5000 Series	75955	4	52	13x6.5-6	Turf Master 24x12-12		13X6.5N6	73818 or 41011 (40653)	24x12N12 X-Tweel Turf	50357
5000 Series	75951	4	60	13x6.5-6	Turf Master 24x12-12		13X6.5N6	73818 or 41011 (40653)	24x12N12 X-Tweel Turf	50357
6000 Series	74902TE	4	48	13x5-6	Turf Master 24x9.5-12		N/A	N/A	N/A	N/A
6000 Series	75969TE	4	52	13x6.5-6	Turf Master 24x9.5-12		13X6.5N6	73818 or 41011 (40653)	N/A	N/A
6000 Series	74919TE	4	52	13x6.5-6	Turf Master 24x9.5-12		13X6.5N6	73818 or 41011 (40653)	N/A	N/A
6000 Series	74925	4	60	13x6.5-6	Turf Master 24x12-12		13X6.5N6	73818 or 41011 (40653)	24x12N12 X-Tweel Turf	50357
6000 Series	74926	4	60	13x6.5-6	Turf Master 24x12-12		13X6.5N6	73818 or 41011 (40653)	24x12N12 X-Tweel Turf	50357
6000 Series	74928	4	72	13x6.5-6	Turf Master 24x12-12		13X6.5N6	73818 or 41011 (40653)	24x12N12 X-Tweel Turf	50357
6000 Series	74946	4	60	13x6.5-6	Turf Master 24x12-12		13X6.5N6	73818 or 41011 (40653)	24x12N12 X-Tweel Turf	50357
6000 Series	74947	4	72	13x6.5-6	Turf Master 24x12-12		13X6.5N6	73818 or 41011 (40653)	24x12N12 X-Tweel Turf	50357
6000 Series	74960	4	60	13x6.5-6	Turf Master 24x12-12		13X6.5N6	73818 or 41011 (40653)	24x12N12 X-Tweel Turf	50357
6000 Series	74961	4	72	13x6.5-6	Turf Master 24x12-12		13X6.5N6	73818 or 41011 (40653)	24x12N12 X-Tweel Turf	50357
6000 Series	75967	4	60	13x6.5-6	Turf Master 24x12-12		13X6.5N6	73818 or 41011 (40653)	24x12N12 X-Tweel Turf	50357
6000 Series	75968	4	72	13x6.5-6	Turf Master 24x12-12		13X6.5N6	73818 or 41011 (40653)	24x12N12 X-Tweel Turf	50357
6000 Series	74969	4	60	13x6.5-6	Turf Master 24x12-12		13X6.5N6	73818 or 41011 (40653)	24x12N12 X-Tweel Turf	50357
7000 Series	74266	4	52	13x6.5-6	Turf Master 23x9.5-12		13X6.5N6	73818 or 41011 (40653)	N/A	N/A
7000 Series	74267	4	60	13x6.5-6	Turf Master 24x12-12		13X6.5N6	73818 or 41011 (40653)	24x12N12 X-Tweel Turf	50357

				STANDARD OE FITMENT			MICHELIN TWEEL SUGGESTION			
Series	Model	Bolt Pattern	Deck Width	OE Front Tire Size	OE Rear Tire Size	Wheel Offset	TWEEL Front Caster Size	TWEEL Front Caster MSPN (Spacer)	TWEEL Rear Tire Size	TWEEL Rear Tire MSPN
7000 Series	74274	4	72	13x6.5-6	Turf Master 24x12-12		13X6.5N6	73818 or 41011 (40653)	24x12N12 X-Tweel Turf	50357
7000 Series	74264TE	4	52	13x6.5-6	Turf Master 23x9.5-12		13X6.5N6	73818 or 41011 (40653)	N/A	N/A
7000 Series	74265TE	4	60	13x6.5-6	Turf Master 24x12-12		13X6.5N6	73818 or 41011 (40653)	24x12N12 X-Tweel Turf	50357
7000 Series	74279TE	4	52	13x6.5-6	Turf Master 23x9.5-12		13X6.5N6	73818 or 41011 (40653)	N/A	N/A
7500 D Series	74028	4	60	15x6-6	Multi Trac 26x12-12		15X6N6	49136 (34193)	26x12N12 X-Tweel Turf	60546
7500 D Series	74029	4	72	15x6-6	Multi Trac 26x12-12		15X6N6	49136 (34193)	26x12N12 X-Tweel Turf	60546
7500 D Series	74072	4	72	15x6-6	Multi Trac 26x12-12		15X6N6	49136 (34193)	26x12N12 X-Tweel Turf	60546
7500 D Series	74074	4	72	15x6-6	Multi Trac 26x12-12		15X6N6	49136 (34193)	26x12N12 X-Tweel Turf	60546
8000 Series	74311 TE	4	48	8X3-4	Multi-Trac 18x10.5-10		N/A	N/A	N/A	N/A
8000 Series	74312	4	48	8X3-4	Multi-Trac 18x10.5-10		N/A	N/A	N/A	N/A
8000 Series	74315	4	42	8X3-4	Multi-Trac 18x10.5-10		N/A	N/A	N/A	N/A
WRIGHT										
Wright Mowers	MMZ	5	52	13x6.5-6	24x9.5-12		13X6.5N6	52441 or 05768 (65019)	N/A	N/A
Wright Mowers	MMZ	5	61	13x6.5-6	24x12-12		13X6.5N6	52441 or 05768 (65019)	24x12N12 X Tweel Turf	54411
Wright Mowers	Zto	5	48	13x5-6	23x10.5-12		N/A	N/A	N/A	N/A
Wright Mowers	Zto	5	52	13x5-6	24x12-12		N/A	N/A	24x12N12 X Tweel Turf	54411
Wright Mowers	Zto	5	61	13x5-6	24x12-12		N/A	N/A	24x12N12 X Tweel Turf	54411

MICHELIN® X® TWEEL® UTV (FOR ATVS AND UTVS)



REASONS TO BUY

- ✓ Designed specifically for difficult environments and conditions where vehicles are exposed to rugged roads, jagged terrain and other elements hostile to ordinary tires.
- ✓ Full width poly-resin spokes help dampen the ride for enhanced operator comfort, while providing outstanding lateral stiffness, excellent cornering and side-hill stability.
- ✓ Low pressure contact patch helps provide outstanding off-road traction.



MSPN 68495 & 65631



MSPN 01638



MSPN 36384



MSPN 43096



MSPN	CAI	Description	Common Fitments	Size	Max Load	Max Speed	Bolt Pattern	True Offset	Industry Offset/ Backspace	Center Hole Dia.	Stud Bolt Dia.	Weight
68495	316179	X® TWEEL® ATV*	Honda ATV	26x9N14	506 lbs	50 mph	4x110 mm	+45 mm	5+2	2.7 in	13 mm	50 lbs.
65631	615832	X® TWEEL® UTV	Honda, Kubota, Yamaha	26x9N14	715 lbs	50 mph	4x110 mm	+52 mm	6+1	2.7 in	13 mm	57 lbs.
01638	824661	X® TWEEL® UTV	Polaris	26x9N14	715 lbs	50 mph	4x156 mm	+30 mm	5+2	5.2 in	13 mm	50 lbs.
36384	876426	X® TWEEL® UTV	Can Am/Kawasaki	26x9N14	715 lbs	50 mph	4x137 mm	+48 mm	5+2	4.1 in	14.3 mm	50 lbs.
43096	257086	X® TWEEL® UTV	John Deere Gator	26x9N14	715 lbs	50 mph	5x4.5 in	+25 mm	5+2	3.13 in	13 mm	50 lbs.

Note: All UTV/ATVs use 60° / Conical / Tapered Lug Nuts. | * Available June 2020.

Suggested fitment information provided in this guide is based on available information at the time of publication. Manufacturer's specifications are subject to change without notice.

MAKE	MODEL	F/R TIRE	OEM TIRE SIZE	YEAR FROM	YEAR TO	OEM WHEEL SIZE	BOLT PATTERN	RECOMMENDED TWEEL SIZE	MSPN	ATV OR UTV	BACK SPACING	TWEEL OFFSET	NOTES
ARGO													
Argo	Xplorer 500 XR / XRT / EPS / LE, 18-19 (F)	F	25 X 8-12	2018	2019	12x7	4x110	26x9N14	07195	ATV	5+2	+45mm	
Argo	Xplorer 500 XR / XRT / EPS / LE, 18-19 (R)	R	25X10-12	2018	2019	12x7	4x110	26x9N14	07195	ATV	5+2	+45mm	
Argo	Xplorer XRT 1000 LE, 18-19 (F)	F	26X 8-14	2018	2019	14x7	4x110	26x9N14	07195	ATV	5+2	+45mm	May exceed speed limits
Argo	Xplorer XRT 1000 LE, 18-19 (R)	R	26X10-14	2018	2019	14x7	4x110	26x9N14	07195	ATV	5+2	+45mm	May exceed speed limits
BOB CAT													
Bob Cat	3400 4x4 Gas / XL, 11-19 (F)	F	25x10-12	2011	2019	N/A	4x156	26x9N14	01638	UTV	5+2	+30mm	
Bob Cat	3400 4x4 Gas / XL, 11-19 (R)	R	25x11-12	2011	2019	N/A	4x156	26x9N14	01638	UTV	5+2	+30mm	
Bob Cat	3400 4x4 Diesel / XL , 11-19 (F)	F	25x10-12	2011	2019	N/A	4x156	26x9N14	01638	UTV	5+2	+30mm	
Bob Cat	3400 4x4 Diesel / XL, 11-19 (R)	R	25x11-12	2011	2019	N/A	4x156	26x9N14	01638	UTV	5+2	+30mm	
Bob Cat	3450 4x4 Diesel / RapidLink, 14-19 (F)	F	25x10-12	2014	2019	N/A	4x156	26x9N14	01638	UTV	5+2	+30mm	
Bob Cat	3450 4x4 Diesel / RapidLink, 14-19 (R)	R	25x11-12	2014	2019	N/A	4x156	26x9N14	01638	UTV	5+2	+30mm	
Bob Cat	3600 4x4 Diesel, 16-19 (F)	F	25x10-12	2016	2019	N/A	4x156	26x9N14	01638	UTV	5+2	+30mm	
Bob Cat	3600 4x4 Diesel, 16-19 (R)	R	25x11-12	2016	2019	N/A	4x156	26x9N14	01638	UTV	5+2	+30mm	
Bob Cat	3650 4x4 Diesel, 16-19 (F)	F	25x10-12	2016	2019	N/A	4x156	26x9N14	01638	UTV	5+2	+30mm	
Bob Cat	3650 4x4 Diesel, 16-19 (R)	R	25x11-12	2016	2019	N/A	4x156	26x9N14	01638	UTV	5+2	+30mm	
CAN-AM													
Can-Am	Commander 800/XT/R/DPS,11-19 (F)	F	27x9-12	2011	2019	14x7	4/137	26x9N14	36384	UTV	5+2	+48mm	
Can-Am	Commander 800/XT/R/DPS,11-19 (R)	R	27x11-12	2011	2019	14x7	4/137	26x9N14	36384	UTV	5+2	+48mm	
Can-Am	Commander 1000/ XT/X/Limited/DPS, 11-19 (F)	F	27x9-14	2011	2019	14x7	4/137	26x9N14	36384	UTV	5+2	+48mm	May exceed speed limits
Can-Am	Commander 1000/ XT/X/Limited/DPS, 11-19 (R)	R	27x11-14	2011	2019	14x7	4/137	26x9N14	36384	UTV	5+2	+48mm	May exceed speed limits
Can-Am	Defender 500/DPS,16-19 (F)	F	25X8-12	2016	2019	12x7	4X137	26x9N14	36384	UTV	5+2	+48mm	
Can-Am	Defender 500/DPS,16-19 (R)	R	25X10-12	2016	2019	12x7	4X137	26x9N14	36384	UTV	5+2	+48mm	
Can-Am	Defender 800/DPS ,16-19 (F)	F	25x8-12	2016	2019	12x7	4X137	26x9N14	36384	UTV	5+2	+48mm	
Can-Am	Defender 800/DPS, 16-19 (R)	R	25x10-12	2016	2019	12x7	4X137	26x9N14	36384	UTV	5+2	+48mm	
Can-Am	Defender 800/MAX/XT ,16-19 (F)	F	27x9-14	2016	2019	12x7	4/137	26x9N14	36384	UTV	5+2	+48mm	
Can-Am	Defender 800/MAX/XT, 16-19 (R)	R	27x11-14	2016	2019	12x7	4/137	26x9N14	36384	UTV	5+2	+48mm	
Can-Am	Defender 1000/DPS/XT, 16-19 (F)	F	27x9-14	2016	2019	14x7	4/137	26x9N14	36384	UTV	5+2	+48mm	May exceed speed limits
Can-Am	Defender 1000/DPS/XT, 16-19 (R)	R	27x11-14	2016	2019	14x7	4/137	26x9N14	36384	UTV	5+2	+48mm	May exceed speed limits
Can-Am	Maverick 800 Trail/DPS , 18-19 (F)	F	26X8-12	2018	2019	12x7	4/137	26x9N14	36384	UTV	5+2	+48mm	May exceed speed limits
Can-Am	Maverick 800 Trail/DPS, 18-19 (R)	R	26X9-12	2018	2019	12x7	4/137	26x9N14	36384	UTV	5+2	+48mm	May exceed speed limits
Can-Am	Maverick 1000 Sport MAX DPS 15-19 (F)	F	27x9-12	2015	2019	12x7	4/137	26x9N14	36384	UTV	5+2	+48mm	May exceed speed limits
Can-Am	Maverick 1000 Sport MAX DPS, 15-19 (R)	R	27x11-12	2015	2019	12x7	4/137	26x9N14	36384	UTV	5+2	+48mm	May exceed speed limits
Can-Am	Maverick 1000 Trail/DPS , 18-19 (F)	F	26X8-12	2018	2019	12x7	4/137	26x9N14	36384	UTV	5+2	+48mm	May exceed speed limits
Can-Am	Maverick 1000 Trail/DPS, 18-19 (R)	R	26X9-12	2018	2019	12x7	4/137	26x9N14	36384	UTV	5+2	+48mm	May exceed speed limits
Can-Am	Maverick 1000 / XC / X XC / DPS, 14-18 (F)	F	27X9-12	2014	2018	12x7	4/137	26x9N14	36384	UTV	5+2	+48mm	May exceed speed limits
Can-Am	Maverick 1000 / XC / X XC / DPS, 14-18 (R)	R	27X11-12	2014	2018	12x7	4/137	26x9N14	36384	UTV	5+2	+48mm	May exceed speed limits
Can-Am	Outlander 330 2WD/4WD, 03-09 (F)	F	25x8-12	2003	2009	12x7	4/137	26x9N14	36384	ATV	5+2	+48mm	
Can-Am	Outlander 330 2WD/4WD, 03-09 (R)	R	25x11-12	2003	2009	12x7	4/137	26x9N14	36384	ATV	5+2	+48mm	
Can-Am	Outlander 400/450 2WD/4WD, 03-14 (F)	F	25x8-12	2003	2014	12x7	4/137	26x9N14	36384	ATV	5+2	+48mm	
Can-Am	Outlander 400/450 2WD/4WD, 03-14 (R)	R	25x11-12	2003	2014	12x7	4/137	26x9N14	36384	ATV	5+2	+48mm	

MAKE	MODEL	F/R TIRE	OEM TIRE SIZE	YEAR FROM	YEAR TO	OEM WHEEL SIZE	BOLT PATTERN	RECOMMENDED TWEEL SIZE	MSPN	ATV OR UTV	BACK SPACING	TWEEL OFFSET	NOTES
Can-Am	Outlander 500 2WD/4WD, 07-19 (F)	F	25x8-12	2007	2019	12x7	4/137	26x9N14	36384	ATV	5+2	+48mm	
Can-Am	Outlander 500 2WD/4WD, 07-19 (R)	R	25x11-12	2007	2019	12x7	4/137	26x9N14	36384	ATV	5+2	+48mm	
Can-Am	Outlander 650 2WD/4WD, 06-19 (F)	F	26x8-12	2006	2019	12x7	4/137	26x9N14	36384	ATV	5+2	+48mm	
Can-Am	Outlander 650 2WD/4WD, 06-19 (R)	R	26x11-12	2006	2019	12x7	4/137	26x9N14	36384	ATV	5+2	+48mm	
Can-Am	Outlander 800 DPS/MAX/XT 2WD/4WD, 06-15 (F)	F	26x8-12	2006	2015	12x7	4/137	26x9N14	36384	ATV	5+2	+48mm	
Can-Am	Outlander 800 DPS/MAX/XT 2WD/4WD, 06-15 (R)	R	26x11-12	2006	2015	12x7	4/137	26x9N14	36384	ATV	5+2	+48mm	
Can-Am	Outlander 850/1000 DPS/MAX/XT 2WD/4WD, 12-19 (F)	F	26x8-14	2012	2019	12x7	4/137	26x9N14	36384	ATV	5+2	+48mm	May exceed speed limits
Can-Am	Outlander 850/1000 DPS/MAX/XT 2WD/4WD, 12-19 (R)	R	26x11-14	2012	2019	12x7	4/137	26x9N14	36384	ATV	5+2	+48mm	May exceed speed limits
Can-Am	Quest 500 4WD, 00-05 (F)	F	25x8-12	2000	2005	12x7	4/110	26x9N14	07195	ATV	5+2	+45mm	
Can-Am	Quest 650 4WD, 00-05 (F)	F	25x8-12	2000	2005	12x7	4/110	26x9N14	07195	ATV	5+2	+45mm	
Can-Am	Renegade 500 , 07-15 (F)	F	25x8-12	2007	2015	12x7	4/137	26x9N14	36384	ATV	5+2	+48mm	
Can-Am	Renegade 500, 07-15 (R)	R	25x10-12	2007	2015	12x7	4/137	26x9N14	36384	ATV	5+2	+48mm	
Can-Am	Renegade 800 R/X XC, 07-15 (F)	F	25x8-12	2007	2015	12x7	4/137	26x9N14	36384	ATV	5+2	+48mm	
Can-Am	Renegade 800 R/X XC, 07-15 (R)	R	25x10-12	2007	2015	12x7	4/137	26x9N14	36384	ATV	5+2	+48mm	
Can-Am	Renegade 1000 X xc, 12-19 (F)	F	25x8-12	2012	2019	12x7	4/137	26x9N14	36384	ATV	5+2	+48mm	May exceed speed limits
Can-Am	Renegade 1000 X xc, 12-19 (R)	R	25x10-12	2012	2019	12x7	4/137	26x9N14	36384	ATV	5+2	+48mm	May exceed speed limits
Can-Am	Traxter 500/CVT/XL 4WD, 99-05 (F)	F	25x8-12	1999	2005	12x7	4/110	26x9N14	07195	ATV	5+2	+45mm	
Can-Am	Traxter 650/XT/MAX, 02-05 (F)	F	25X8-12	2002	2005	12x7	4/110	26x9N14	07195	ATV	5+2	+45mm	
CF MOTO													
CF moto	C Force 400, 16-19 (F)	F	25X8-12	2016	2019	N/A	4x110	26x9N14	07195	ATV	5+2	+45m	
CF moto	C Force 400, 16-19 (R)	R	25X10-12	2016	2019	N/A	4x110	26x9N14	07195	ATV	5+2	+45m	
CF moto	C Force 500S, 16-19 (F)	F	25X8-12	2016	2019	N/A	4x110	26x9N14	07195	ATV	5+2	+45m	
CF moto	C Force 500S, 16-19 (R)	R	25X10-12	2016	2019	N/A	4x110	26x9N14	07195	ATV	5+2	+45m	
CF moto	C Force 600, 16-19 (F)	F	25X8-12	2016	2019	N/A	4x110	26x9N14	07195	ATV	5+2	+45m	
CF moto	C Force 600, 16-19 (R)	R	25X10-12	2016	2019	N/A	4x110	26x9N14	07195	ATV	5+2	+45m	
CF moto	C Force 800 XC, 18-19 (F)	F	26X9X14	2018	2019	N/A	4x110	26x9N14	07195	ATV	5+2	+45m	
CF moto	C Force 800 XC, 18-19 (R)	R	26X11-14	2018	2019	N/A	4x110	26x9N14	07195	ATV	5+2	+45m	
CF moto	Terralander C Force 800, 12-19 (F)	F	26X9-14	2012	2019	14x7	4x110	26x9N14	07195	ATV	5+2	+45m	
CF moto	Terralander C Force 800, 12-19 (R)	R	26X11-14	2012	2019	14x7	4x110	26x9N14	07195	ATV	5+2	+45m	
CF moto	U Force 500, 16-19 (F)	F	26X9X14	2016	2019	14x7	4x110	26x9N14	65631	UTV	6+1	+52mm	
CF moto	U Force 500, 16-19 (R)	R	26X11-14	2016	2019	14x7	4x110	26x9N14	65631	UTV	6+1	+52mm	
CF moto	U Force 800 /EPS/LX, 14-19 (F)	F	26X9-14	2014	2019	14x7	4x110	26x9N14	65631	UTV	6+1	+52mm	
CF moto	U Force 800 /EPS/LX, 14-19 (R)	R	26X11-14	2014	2019	14x7	4x110	26x9N14	65631	UTV	6+1	+52mm	
CF moto	Z Force 500 Trail,16-19 (F)	F	26X9-14	2016	2019	14x7	4x110	26x9N14	65631	UTV	6+1	+52mm	
CF moto	Z Force 500 Trail ,16-19 (R)	R	26X11-14	2016	2019	14x7	4x110	26x9N14	65631	UTV	6+1	+52mm	
CF moto	Z Force 800 EX/EPS/LX, 14-19 (F)	F	26X9-14	2014	2019	14x7	4x110	26x9N14	65631	UTV	6+1	+52mm	
CF moto	Z Force 800 EX/EPX/LX, 14-19 (R)	R	26X11-14	2014	2019	14x7	4x110	26x9N14	65631	UTV	6+1	+52mm	
CF moto	Z Force 1000, 18-19 (F)	F	27X9-14	2018	2019	14x7	4x110	26x9N14	65631	UTV	6+1	+52mm	May exceed speed limits
CF moto	Z Force 1000/ EPS LX,18-19 (R)	R	27X11-14	2018	2019	14x7	4x110	26x9N14	65631	UTV	6+1	+52mm	May exceed speed limits

MAKE	MODEL	F/R TIRE	OEM TIRE SIZE	YEAR FROM	YEAR TO	OEM WHEEL SIZE	BOLT PATTERN	RECOMMENDED TWEEL SIZE	MSPN	ATV OR UTV	BACK SPACING	TWEEL OFFSET	NOTES
CUB CADET													
Cub Cadet	Challenger 550, 17-19 (F)	F	26x9-14	2017	2019	12x7	4x110	26x9N14	65631	UTV	6+1	+52mm	
Cub Cadet	Challenger 550, 17-19 (R)	R	26x11-14	2017	2019	12x7	4x110	26x9N14	65631	UTV	6+1	+52mm	
Cub Cadet	Volunteer 625 4WD , 09-19 (F)	F	26x10-12	2009	2019	12x7	5x4.5	26x9N14	43096	UTV	5+2	+25mm	
Cub Cadet	Volunteer 625 4WD, 09-19 (R)	R	26x11-12	2009	2019	12x7	5x4.5	26x9N14	43096	UTV	5+2	+25mm	
Cub Cadet	Challenger MX/EPS 750, 17-19 (F)	F	26x9-14	2017	2019	12x7	4x110	26x9N14	65631	UTV	6+1	+52mm	
Cub Cadet	Challenger MX/EPS 750, 17-19 (R)	R	26x11-14	2017	2019	12x7	4x110	26x9N14	65631	UTV	6+1	+52mm	
HONDA													
Honda	PIONEER 500, 15-19 (F)	F	24X8-12	2015	2019	12x7	4/110	26x9N14	65631	UTV	6+1	+52mm	
Honda	PIONEER 500, 15-19 (R)	R	24X10-12	2015	2019	12x7	4/110	26x9N14	65631	UTV	6+1	+52mm	
Honda	PIONEER 700/ Deluxe 14-19 (F)	F	25x8-12	2014	2019	12x7	4/110	26x9N14	65631	UTV	6+1	+52mm	
Honda	PIONEER 700/ Deluxe 14-19 (R)	R	25x10-12	2014	2016	12x7	4/110	26x9N14	65631	UTV	6+1	+52mm	
Honda	PIONEER 700/ Deluxe 14-19 (F)	F	25x8-12	2014	2019	12x7	4/110	26x9N14	65631	UTV	6+1	+52mm	
Honda	PIONEER 1000 EPS/ Deluxe, 16-19 (F)	F	27x9-14	2016	2019	14x7	4/137	26x9N14	36384	UTV	5+2	+48mm	May exceed speed limits
Honda	PIONEER 1000 EPS/Deluxe, 16-19 (R)	R	27x11-14	2016	2019	14x7	4/137	26x9N14	36384	UTV	5+2	+48mm	May exceed speed limits
Honda	TRX 450 FOREMAN S-ES 4WD, 98-04 (F)	F	25x8-12	1998	2004	12x7	4/110	26x9N14	07195	ATV	5+2	+45mm	
Honda	TRX 500 FOREMAN S-ES 4WD, 05-19 (F)	F	25x8-12	2005	2019	12x7	4/110	26x9N14	07195	ATV	5+2	+45mm	
Honda	TRX 500 FOREMAN RUBICON 4WD, 01-14 (F)	F	25x8-12	2001	2014	12x7	4/110	26x9N14	07195	ATV	5+2	+45mm	
Honda	TRX 500 FOREMAN RUBICON 4WD, 15-19 (F)	F	25x8-12	2015	2019	12x7	4/110	26x9N14	07195	ATV	5+2	+45mm	
Honda	TRX 500 FOREMAN RUBICON 4WD, 15-19 (R)	R	25x10-12	2015	2019	12x7	4/110	26x9N14	07195	ATV	5+2	+45mm	
Honda	TRX 650/675 RINCON 4WD, 03-19 (F)	F	25x8-12	2003	2019	12x7	4/110	26x9N14	07195	ATV	5+2	+45mm	
Honda	TRX 650/675 RINCON 4WD, 03-19 (R)	R	25x10-12	2003	2019	12x7	4/110	26x9N14	07195	ATV	5+2	+45mm	
JOHN DEERE													
John Deere	Gator XUV 625 4X4, 10-19 (F)	F	25x9-12	2010	2019	12X7	5x4.5	26x9N14	43096	UTV	5+2	+25mm	
John Deere	Gator XUV 625 4X4, 10-19 (R)	R	25x11-12	2010	2019	12X7	5x4.5	26x9N14	43096	UTV	5+2	+25mm	
John Deere	XUV 825 / Midnigth Black SE / S4 / E / M, 10-19 (F)	F	25x9-12	2010	2019	12X7	5x4.5	26x9N14	43096	UTV	5+2	+25mm	
John Deere	XUV 825 / Midnigth Black SE / S4 / E / M, 10-19 (R)	R	25x11-12	2010	2019	12X7	5x4.5	26x9N14	43096	UTV	5+2	+25mm	
John Deere	Gator XUV 850D 4X4, 07-09 (F)	F	25x8-12	2007	2009	12X7	5x4.5	26x9N14	43096	UTV	5+2	+25mm	
John Deere	Gator XUV 850D 4X4, 07-09 (R)	R	25x10-12	2007	2009	12X7	5x4.5	26x9N14	43096	UTV	5+2	+25mm	
John Deere	Gator HPX 854 4X4 Diesel, 04-19 (F)	F	25x8-12	2004	2019	12X7	5x4.5	26x9N14	43096	UTV	5+2	+25mm	
John Deere	Gator HPX 854 4X4 Diesel, 04-19 (R)	R	25x10-12	2004	2019	12X7	5x4.5	26x9N14	43096	UTV	5+2	+25mm	
John Deere	XUV 855, 10-19 (F)	F	25x9-12	2010	2019	12X7	5x4.5	26x9N14	43096	UTV	5+2	+25mm	
John Deere	XUV 855, 10-19 (R)	R	25x11-12	2010	2019	12X7	5x4.5	26x9N14	43096	UTV	5+2	+25mm	
KAWASAKI													
Kawasaki	Brute Force 650 4WD, 03-13 (F)	F	25x8-12	2003	2013	12x7	4/137	26x9N14	36384	ATV	5+2	+48mm	
Kawasaki	Brute Force 650 4WD, 03-13 (R)	R	25x10-12	2003	2013	12x7	4/137	26x9N14	36384	ATV	5+2	+48mm	
Kawasaki	Brute Force 650i 4WD, 06-13 (F)	F	25x8-12	2006	2013	12x7	4/110	26x9N14	07195	ATV	5+2	+45mm	
Kawasaki	Brute Force 650i 4WD, 06-13 (R)	R	25x10-12	2006	2013	12x7	4/110	26x9N14	07195	ATV	5+2	+45mm	
Kawasaki	Brute Force 750 EPS/SE 4WD, 05-19 (F)	F	25x8-12	2005	2019	12x7	4/110	26x9N14	07195	ATV	5+2	+45mm	
Kawasaki	Brute Force 750 EPS/SE 4WD, 05-19 (R)	R	25x10-12	2005	2019	12x7	4/110	26x9N14	07195	ATV	5+2	+45mm	
Kawasaki	Mule 2500 (F&R)	F/R	23x11-10		2019	10x8	4/137	26x9N14	36384	UTV	5+2	+48mm	May require lift kit

MAKE	MODEL	F/R TIRE	OEM TIRE SIZE	YEAR FROM	YEAR TO	OEM WHEEL SIZE	BOLT PATTERN	RECOMMENDED TWEEL SIZE	MSPN	ATV OR UTV	BACK SPACING	TWEEL OFFSET	NOTES
Kawasaki	Mule 3000, 19 (F&R)	F/R	23x11-10		2019	10x8	4/137	26x9N14	36384	UTV	5+2	+48mm	May require lift kit
Kawasaki	Mule 4000, 19 (F&R)	F/R	23x11-10	2009	2019	10x8	4/137	26x9N14	36384	UTV	5+2	+48mm	May require lift kit
Kawasaki	Mule 4010, 19 (F&R)	F/R	23x11-10	2019	2019	10x8	4/137	26x9N14	36384	UTV	5+2	+48mm	May require lift kit
Kawasaki	Mule PRO 800 FXT/FXR/EPS, 15-19 (F)	F	26x9-12	2015	2019	12x7	4/156	26x9N14	01638	UTV	5+2	+30mm	
Kawasaki	Mule PRO 800 FXT/FXR/EPS, 15-19 (R)	R	26x11-12	2015	2019	12x8	4/156	26x9N14	01638	UTV	5+2	+30mm	
Kawasaki	Prairie 300 2WD, 99-05 (R)	R	25x11-10	1999	2005	10x8	4/137	26x9N14	36384	ATV	5+2	+48mm	
Kawasaki	Prairie 300 2WD/4WD, 99-05 (F)	F	25x8-12	1999	2005	12x7	4/137	26x9N14	36384	ATV	5+2	+48mm	
Kawasaki	Prairie 300 4WD, 99-05 (R)	R	25x11-10	1999	2005	10x8	4/137	26x9N14	36384	ATV	5+2	+48mm	
Kawasaki	Prairie 360 2WD/4WD, 03-13 (F)	F	25x8-12	2003	2013	12x7	4/137	26x9N14	36384	ATV	5+2	+48mm	
Kawasaki	Prairie 360 2WD/4WD, 03-13 (R)	R	25x10-12	2003	2013	12x7	4/137	26x9N14	36384	ATV	5+2	+48mm	
Kawasaki	Prairie 400 2WD/4WD, 97-05 (F)	F	25x8-12	1997	2005	12x7	4/137	26x9N14	36384	ATV	5+2	+48mm	
Kawasaki	Prairie 400 2WD/4WD, 97-05 (R)	R	25x12-10	1997	2005	10x8	4/137	26x9N14	36384	ATV	5+2	+48mm	
Kawasaki	Prairie 650/700 4WD, 02-06 (F)	F	25x8-12	2002	2006	12x7	4/137	26x9N14	36384	ATV	5+2	+48mm	
Kawasaki	Prairie 650/700 4WD, 02-06 (R)	R	25x10-12	2002	2006	12x7	4/137	26x9N14	36384	ATV	5+2	+48mm	
Kawasaki	Teryx 750/800 EPS/LE 4WD, 09-19 (F)	F	25x8-12	2009	2019	12x7	4/137	26x9N14	36384	UTV	5+2	+48mm	
Kawasaki	Teryx 750/800 EPS/ LE 4WD, 09-19 (R)	R	25x10-12	2009	2019	12x7	4/137	26x9N14	36384	UTV	5+2	+48mm	
KUBOTA													
Kubota	RTV 850 XG Sidekick, 19 (F)	F	25x10-12		2019	12X7	4X110	26x9N14	65631	UTV	6+1	+52mm	Requires 0.25" spacer
Kubota	RTV 850 XG Sidekick, 19 (R)	R	25x10-12		2019	12X7	4X110	26x9N14	65631	UTV	6+1	+52mm	Requires 0.25" spacer
Kubota	RTV 900, 14-19 (F)	F	25x12-12	2014	2019	12X7	5X4.5	26x9N14	43096	UTV	5+2	+25mm	
Kubota	RTV 900, 14-19 (R)	R	25x12-12	2014	2019	12X7	5X4.5	26x9N14	43096	UTV	5+2	+25mm	
Kubota	RTV-X 900 Diesel, 14-19 (F)	F	25X10-12	2014	2019	12X7	4x110	26x9N14	65631	UTV	6+1	+52mm	
Kubota	RTV-X 900 Diesel,14-19 (R)	R	25X12-12	2014	2019	12X7	4x110	26x9N14	65631	UTV	6+1	+52mm	
Kubota	RTV-X 1100, 14-19 (F)	F	25X10-12	2014	2019	12X7	4x110	26x9N14	65631	UTV	6+1	+52mm	
Kubota	RTV-X 1100, 14-19 (R)	R	25X10-12	2014	2019	12X7	4x110	26x9N14	65631	UTV	6+1	+52mm	
Kubota	RTV-X 1120, 14-19 (F)	F	25X10-12	2014	2019	12X7	4x110	26x9N14	65631	UTV	6+1	+52mm	
Kubota	RTV-X 1120,14-19 (R)	R	25X10-12	2014	2019	12X7	4x110	26x9N14	65631	UTV	6+1	+52mm	
Kubota	RTV 1140 CPX, 10-14 (F)	F	25X10-12	2010	2014	12X7	5X4.5	26x9N14	43096	UTV	5+2	+25mm	
Kubota	RTV 1140 CPX, 10-14 (R)	R	25X11-12	2010	2014	12X7	5X4.5	26x9N14	43096	UTV	5+2	+25mm	
Kubota	RTV-X 1140 , 16-19 (F)	F	25X10-12	2016	2019	12X7	4X110	26x9N14	65631	UTV	6+1	+52mm	
Kubota	RTV-X 1140, 16-19 (R)	R	25X10-12	2016	2019	12X7	4X110	26x9N14	65631	UTV	6+1	+52mm	
POLARIS													
Polaris	Diesel 4WD, 99-06 (F)	F	25x8-12	1999	2006	12x7	4/156	26x9N14	01638	UTV	5+2	+30mm	
Polaris	Magnum 500 4WD, 02-05 (R)	R	25x11-10	2002	2005	10x8	4/156	26x9N14	01638	ATV	5+2	+30mm	
Polaris	Magnum 500 4WD, 99-05 (F)	F	25x8-12	1999	2005	12x7	4/156	26x9N14	01638	ATV	5+2	+30mm	
Polaris	Magnum/Big Boss 6x6, 93-06 (F)	F	25x8-12	1993	2006	12x7	4/156	26x9N14	01638	ATV	5+2	+30mm	
Polaris	Ranger 400/EV, 13-19 (F)	F	25x9-12	2013	2019	12x7	4/156	26x9N14	01638	UTV	5+2	+30mm	
Polaris	Ranger 400/EV, 13-19 (F)	R	25x9-12	2013	2019	12x7	4/156	26x9N14	01638	UTV	5+2	+30mm	
Polaris	Ranger 400/EV, 13-19 (R)	F	25x10-12	2004	2019	12x7	4/156	26x9N14	01638	UTV	5+2	+30mm	
Polaris	Ranger 400/EV, 13-19 (R)	R	25x11-12	2004	2019	12x7	4/156	26x9N14	01638	UTV	5+2	+30mm	
Polaris	Ranger 500, 04-19 (F)	F	25x10-12	2014	2019	12x7	4/156	26x9N14	01638	UTV	5+2	+30mm	

MAKE	MODEL	F/R TIRE	OEM TIRE SIZE	YEAR FROM	YEAR TO	OEM WHEEL SIZE	BOLT PATTERN	RECOMMENDED TWEEL SIZE	MSPN	ATV OR UTV	BACK SPACING	TWEEL OFFSET	NOTES
Polaris	Ranger 500, 04-19 (R)	R	25x11-12	2014	2019	12x7	4/156	26x9N14	01638	UTV	5+2	+30mm	
Polaris	Ranger 570 EPS/EFI, 14-19 (F)	F	25x10-12	2014	2019	12x7	4/156	26x9N14	01638	UTV	5+2	+30mm	
Polaris	Ranger 570 EPS/EFI, 14-19 (R)	R	25x10-12	2014	2019	12x7	4/156	26x9N14	01638	UTV	5+2	+30mm	
Polaris	Ranger Crew 570, 14-19 (F)	F	25x9-12	2013	2019	12x7	4/156	26x9N14	01638	UTV	5+2	+30mm	
Polaris	Ranger Crew 570, 14-19 (R)	R	25x9-12	2013	2019	12x7	4/156	26x9N14	01638	UTV	5+2	+30mm	
Polaris	RZR 800, 08-14 (F)	F	25x8-12	2008	2014	12x7	4/156	26x9N14	01638	UTV	5+2	+30mm	
Polaris	RZR 800, 08-14 (R)	R	25x10-12	2008	2014	12x7	4/156	26x9N14	01638	UTV	5+2	+30mm	
Polaris	RZR 900 S, 15-19 (F)	F	26x8-12	2015	2019	12x7	4/156	26x9N14	01638	UTV	5+2	+30mm	May exceed speed limits
Polaris	RZR 900 S, 15-19 (R)	R	26x9-12	2015	2019	12x7	4/156	26x9N14	01638	UTV	5+2	+30mm	May exceed speed limits
Polaris	RZR 900 XC, 15-19 (F)	F	27x9-12	2015	2019	12x7	4/156	26x9N14	01638	UTV	5+2	+30mm	May exceed speed limits
Polaris	RZR 900 XC, 15-19 (R)	R	27x11-12	2015	2019	12x7	4/156	26x9N14	01638	UTV	5+2	+30mm	May exceed speed limits
Polaris	RZR 900, 15-19 (F)	F	27x9-14	2015	2019	14x7	4/156	26x9N14	01638	UTV	5+2	+30mm	May exceed speed limits
Polaris	RZR 900, 15-19 (R)	R	27x11-14	2015	2019	14x7	4/156	26x9N14	01638	UTV	5+2	+30mm	May exceed speed limits
Polaris	Ranger Crew 900 XP/EPS, 14-19(R)	F	25X10-12	2016	2019	12x7	4/156	26x9N14	01638	UTV	5+2	+30mm	
Polaris	Ranger Crew 900 XP/EPS, 14-19 (F)	R	25X11-12	2016	2019	12x7	4/156	26x9N14	01638	UTV	5+2	+30mm	
Polaris	Ranger XP 900 EPS, 16-19 (F)	F	26x9-12	2017	2019	12x7	4/156	26x9N14	01638	UTV	5+2	+30mm	
Polaris	Ranger XP 900 EPS, 16-19 (R)	R	26x11-12	2017	2019	12x7	4/156	26x9N14	01638	UTV	5+2	+30mm	
Polaris	Ranger Crew XP 1000 EPS, 17-19 (F)	F	26x9-12	2014	2019	12x7	4/156	26x9N14	01638	UTV	5+2	+30mm	May exceed speed limits
Polaris	Ranger Crew XP 1000 EPS, 17-19 (R)	R	26x11-12	2014	2019	12x7	4/156	26x9N14	01638	UTV	5+2	+30mm	May exceed speed limits
Polaris	Ranger XP 1000 EPS, 17-19 (F)	F	26x9-12	2017	2019	12x7	4/156	26x9N14	01638	UTV	5+2	+30mm	May exceed speed limits
Polaris	Ranger XP 1000 EPS, 17-19 (R)	R	26x11-12	2017	2019	12x7	4/156	26x9N14	01638	UTV	5+2	+30mm	May exceed speed limits
Polaris	Scrambler XP 850/1000 4WD 13-19 (F)	F	26x8-14	2013	2019	14x6	4/156	26x9N14	01638	ATV	5+2	+30mm	May exceed speed limits
Polaris	Scrambler XP 850/1000 4WD 13-19 (R)	R	26x10-14	2013	2019	14x8	4/156	26x9N14	01638	ATV	5+2	+30mm	May exceed speed limits
Polaris	Sportsman 400 4WD, 01-04 (F)	F	25x8-12	2001	2004	12x7	4/156	26x9N14	01638	ATV	5+2	+30mm	
Polaris	Sportsman 400 4WD, 01-04 (R)	R	25x11-10	2001	2004	10x8	4/156	26x9N14	01638	ATV	5+2	+30mm	
Polaris	Sportsman 400/Magnum 4WD 425L,95-98 (F)	F	25x8-12	1995	1998	12x7	4/156	26x9N14	01638	ATV	5+2	+30mm	
Polaris	Sportsman 500/600/700/800, 02-14 (F)	F	25/26x8-12	2002	2014	12x7	4/156	26x9N14	01638	ATV	5+2	+30mm	
Polaris	Sportsman 500/600/700/800, 02-14 (R)	R	25/26x10-12	2002	2014	12x7	4/156	26x9N14	01638	ATV	5+2	+30mm	
Polaris	Sportsman ACE/ 570/900 ACE, 14-19 (F)	F	25x8-12	2014	2019	12x7	4/156	26x9N14	01638	ATV	5+2	+30mm	
Polaris	Sportsman ACE/570/900 ACE, 14-19 (R)	R	25x10-12	2014	2019	12x7	4/156	26x9N14	01638	ATV	5+2	+30mm	
Polaris	Sportsman XP 550/850/1000 4WD, 09-19 (F)	F	26x8-14	2009	2019	14x6	4/156	26x9N14	01638	ATV	5+2	+30mm	May exceed speed limits
Polaris	Sportsman XP 550/850/1000 4WD, 09-19 (R)	R	26x10-14	2009	2019	14x8	4/156	26x9N14	01638	ATV	5+2	+30mm	May exceed speed limits
Polaris	Trail Boss 4WD 350L/400L, 90-94 (F)	F	25x8-12	1990	1994	12x7	4/156	26x9N14	01638	ATV	5+2	+30mm	
Polaris	Xpedition 425 4WD, 99-06 (F)	F	25x8-12	1999	2006	12x7	4/156	26x9N14	01638	ATV	5+2	+30mm	
Polaris	Xplorer 4WD 400L, 95-03 (F)	F	25x8-12	1995	2003	12x7	4/156	26x9N14	01638	ATV	5+2	+30mm	
Polaris	Xplorer/Sportsman 500 4WD, 96-04 (F)	F	25x8-12	1996	2004	12x7	4/156	26x9N14	01638	ATV	5+2	+30mm	
Polaris	Xplorer/Sportsman 500 4WD, 96-04 (R)	R	25x11-10	1996	2004	10x8	4/156	26x9N14	01638	ATV	5+2	+30mm	

MAKE	MODEL	F/R TIRE	OEM TIRE SIZE	YEAR FROM	YEAR TO	OEM WHEEL SIZE	BOLT PATTERN	RECOMMENDED TWEEL SIZE	MSPN	ATV OR UTV	BACK SPACING	TWEEL OFFSET	NOTES
SUZUKI													
Suzuki	Eiger 400 2WD, 02-07 (F)	F	25x8-12	2002	2007	12x7	4/110	26x9N14	07195	ATV	5+2	+45mm	
Suzuki	Eiger 400 4WD, 02-07 (F)	F	25x8-12	2002	2007	12x7	4/110	26x9N14	07195	ATV	5+2	+45mm	
Suzuki	Eiger 400 Auto 2WD, 02-07 (F)	F	25x8-12	2002	2007	12x7	4/110	26x9N14	07195	ATV	5+2	+45mm	
Suzuki	Eiger 400 Auto 4WD, 02-07 (F)	F	25x8-12	2002	2007	12x7	4/110	26x9N14	07195	ATV	5+2	+45mm	
Suzuki	King Quad 400/500 Straight axle 4WD, 09-19 (F)	F	25x8-12	2009	2019	12x7	4/110	26x9N14	07195	ATV	5+2	+45mm	
Suzuki	King Quad 450 4WD, 07-09 (F)	F	25x8-12	2007	2009	12x7	4/110	26x9N14	07195	ATV	5+2	+45mm	
Suzuki	King Quad 450 4WD, 07-09 (R)	R	25x10-12	2007	2009	12x7	4/110	26x9N14	07195	ATV	5+2	+45mm	
Suzuki	King Quad 500 IRS 4WD, 09-19 (F)	F	25x8-12	2009	2019	12x7	4/110	26x9N14	07195	ATV	5+2	+45mm	
Suzuki	King Quad 500 IRS 4WD, 09-19 (R)	R	25x10-12	2009	2019	12x7	4/110	26x9N14	07195	ATV	5+2	+45mm	
Suzuki	King Quad 700/750 AXI 4WD, 06-19 (F)	F	25x8-12	2006	2019	12x7	4/110	26x9N14	07195	ATV	5+2	+45mm	
Suzuki	King Quad 700/750 AXI 4WD, 06-19 (R)	R	25X10-12	2006	2019	12x7	4/110	26x9N14	07195	ATV	5+2	+45mm	
Suzuki	Twin Peaks 700 4WD, 04-06 (F)	F	25x8-12	2004	2006	12x7	4/137	26x9N14	36384	ATV	5+2	+48mm	
Suzuki	Twin Peaks 700 4WD, 04-06 (R)	R	25x10-12	2004	2006	12x7	4/137	26x9N14	36384	ATV	5+2	+48mm	
Suzuki	Vinson 500 4WD, 02-06 (F)	F	25x8-12	2002	2006	12x7	4/110	26x9N14	07195	ATV	5+2	+45mm	
TEXTRON													
Textron	Stampede 900, 17-19 (F)	F	26x9-14	2017	2019	N/A	4X137	26x9N14	36384	UTV	5+2	+48mm	
Textron	Stampede 900, 17-19 (R)	R	26x9-14	2017	2019	N/A	4X137	26x9N14	36384	UTV	5+2	+48mm	
YAMAHA													
Yamaha	Grizzly 400/450 IRS 4WD, 07-15 (F)	F	25x8-12	2007	2015	12x7	4/110	26x9N14	07195	ATV	5+2	+45mm	
Yamaha	Grizzly 400/450 IRS 4WD, 07-15 (R)	R	25x10-12	2007	2015	12x7	4/110	26x9N14	07195	ATV	5+2	+45mm	
Yamaha	Grizzly 550 Auto 4X4 / EPS / LE / S-LE, 09-14 (F)	F	25x8x12	2009	2014	12x7	4x110	26x9N14	07195	ATV	5+2	+45mm	
Yamaha	Grizzly 550 Auto 4X4 / EPS / LE / S-LE, 09-14 (R)	R	25x10x12	2009	2014	12x7	4x110	26x9N14	07195	ATV	5+2	+45mm	
Yamaha	Grizzly 600, 98-01 (F)	F	25x8x12	1998	2001	12x7	4x110	26x9N14	07195	ATV	5+2	+45mm	
Yamaha	Grizzly 700 / EPS / SE/LE, 07-19 (F)	F	26X8-12	2007	2019	12x7	4x110	26x9N14	07195	ATV	5+2	+45mm	
Yamaha	Grizzly 700 / EPS / SE/ LE, 07-19 (R)	R	26X10-12	2007	2019	12x7	4x110	26x9N14	07195	ATV	5+2	+45mm	
Yamaha	Kodiac Ultramatic 400, 00-02 (F)	F	25X8-12	2000	2002	12x7	4x110	26x9N14	07195	ATV	5+2	+45mm	
Yamaha	Kodiac 400/450, 05-06 (F)	F	25X8-12	2005	2006	12x7	4x110	26x9N14	07195	ATV	5+2	+45mm	
Yamaha	Kodiac 400/450, 05-06 (R)	R	25X10-12	2005	2006	12x7	4x110	26x9N14	07195	ATV	5+2	+45mm	
Yamaha	Kodiak 450 / EPS /CAMO/SE , 18-19 (F)	F	25X8-12	2018	2019	12x7	4x110	26x9N14	07195	ATV	5+2	+45mm	
Yamaha	Kodiak 450 / EPS /CAMO/SE, 18-19 (R)	R	25X10-12	2018	2019	12x7	4x110	26x9N14	07195	ATV	5+2	+45mm	
Yamaha	Kodiak 700/ EPS / SE, 16-19 (F)	F	25X8-12	2016	2019	12x7	4x110	26x9N14	07195	ATV	5+2	+45mm	
Yamaha	Kodiak 700/ EPS / SE, 16-19 (R)	R	25X10-12	2016	2019	12x7	4x110	26x9N14	07195	ATV	5+2	+45mm	
Yamaha	Viking 700 / EPS / SE / Ranch, 14-19 (F)	F	25x8-12	2014	2019	12x7	4/110	26x9N14	65631	UTV	6+1	+52mm	
Yamaha	Viking 700 / EPS / SE / Ranch, 14-19 (R)	R	25x10-12	2014	2019	12x7	4/110	26x9N14	65631	UTV	6+1	+52mm	
Yamaha	YFM 350 Bruin 4WD 04-06 (F)	F	25x8-12	2004	2006	12x7	4/110	26x9N14	07195	ATV	5+2	+45mm	
Yamaha	YFM 350/400 Big Bear 4WD, 87-06 (F)	F	25x8-12	1987	2006	12x7	4/110	26x9N14	07195	ATV	5+2	+45mm	
Yamaha	YFM 400 Big Bear 4WD, 07-14 (F)	F	25x8-12	2007	2014	12x7	4/110	26x9N14	07195	ATV	5+2	+45mm	
Yamaha	YFM 400 Big Bear 4WD, 07-14 (R)	R	25x10-12	2007	2014	12x7	4/110	26x9N14	07195	ATV	5+2	+45mm	
Yamaha	Wolverine 700 / R-SPEC / EPS / S, 16-18 (F)	F	26X8-12	2016	2018	12x7	4/110	26x9N14	65631	UTV	6+1	+52mm	
Yamaha	Wolverine 700 / R-SPEC / EPS / S, 16-18 (R)	R	26X10-12	2016	2018	12x7	4/110	26x9N14	65631	UTV	6+1	+52mm	

MAKE	MODEL	F/R TIRE	OEM TIRE SIZE	YEAR FROM	YEAR TO	OEM WHEEL SIZE	BOLT PATTERN	RECOMMENDED TWEEL SIZE	MSPN	ATV OR UTV	BACK SPACING	TWEEL OFFSET	NOTES
Yamaha	Wolverine 850 X2 EPS / R-SPEC / S, 08-19 (F)	F	26x8-12	2008	2019	12x7	4/110	26x9N14	65631	UTV	6+1	+52mm	
Yamaha	Wolverine 850 X2 EPS / R-SPEC / S, 08-19 (R)	R	26x10-12	2008	2019	12x7	4/110	26x9N14	65631	UTV	6+1	+52mm	
Yamaha	YXR 660/700 Rhino, 08-13 (F)	F	25x8-12	2008	2013	12x7	4x110	26x9N14	07195	ATV	5+2	+45mm	
Yamaha	YXR 660/700 Rhino, 08-13 (R)	R	25x10-12	2008	2013	12x7	4x110	26x9N14	07195	ATV	5+2	+45mm	
Yamaha	Viking 700 / EPS / SE / Ranch, 14-19 (F)	F	25x8-12	2014	2019	12x7	4/110	26x9N14	65631	UTV	6+1	+52mm	
Yamaha	Viking 700 / EPS / SE / Ranch, 14-19 (R)	R	25x10-12	2014	2019	12x7	4/110	26x9N14	65531	UTV	6+1	+52mm	
Yamaha	YFM 350 Bruin 4WD 04-06 (F)	F	25x8-12	2004	2006	12x7	4/110	26x9N14	07195	ATV	5+2	+45mm	
Yamaha	YFM 350/400 Big Bear 4WD, 87-06 (F)	F	25x8-12	1987	2006	12x7	4/110	26x9N14	07195	ATV	5+2	+45mm	
Yamaha	YFM 400 Big Bear 4WD, 07-14 (F)	F	25x8-12	2007	2014	12x7	4/110	26x9N14	07195	ATV	5+2	+45mm	
Yamaha	YFM 400 Big Bear 4WD, 07-14 (R)	R	25x10-12	2007	2014	12x7	4/110	26x9N14	07195	ATV	5+2	+45mm	
Yamaha	Wolverine 700 / R-SPEC / EPS / S, 16-18 (F)	F	26X8-12	2016	2018	12x7	4/110	26x9N14	65631	UTV	6+1	+52mm	
Yamaha	Wolverine 700 / R-SPEC / EPS / S, 16-18 (R)	R	26X10-12	2016	2018	12x7	4/110	26x9N14	65631	UTV	6+1	+52mm	
Yamaha	Wolverine 850 X2 EPS / R-SPEC / S, 08-19 (F)	F	26x8-12	2008	2019	12x7	4/110	26x9N14	65631	UTV	6+1	+52mm	
Yamaha	Wolverine 850 X2 EPS / R-SPEC / S, 08-19 (R)	R	26x10-12	2008	2019	12x7	4/110	26x9N14	65631	UTV	6+1	+52mm	
Yamaha	YXR 660/700 Rhino, 08-13 (F)	F	25x8-12	2008	2013	12x7	4x110	26x9N14	07195	ATV	5+2	+45mm	
Yamaha	YXR 660/700 Rhino, 08-13 (R)	R	25x10-12	2008	2013	12x7	4x110	26x9N14	07195	ATV	5+2	+45mm	

MICHELIN® X® TWEEL® SSL 2 (FOR SKID STEER LOADERS)

MSPN 45604 / CAI 976836
Hard Surface Traction

MSPN 07013 / CAI 357108
All Terrain



REASONS TO BUY

- ✓ Outstanding stability contributes to high productivity.
- ✓ Unique spoke design helps reduce “bounce” and driver fatigue associated with pneumatic tires.
- ✓ Consistent footprint, with tread designed to last 2-3 times longer than a pneumatic tire at equal tread depth, and capable of being retreaded.

ADAPTERS AVAILABLE FOR 2-PIECE HUB MODELS



2-Piece Hub X TWEEL SSL shown without a hub adapter installed



Hub Adapter
MSPN 47139
CAI 419992

12 mm thick 1015 carbon steel / reversible
8.75" (222.3 mm) center dia.
8 x 10.91" bolt pattern
0.79" (20 mm) bolt holes, no taper
Fits front of Case backhoe loader machines



Hub Adapter
MSPN 47462
CAI 481115

12 mm thick 1015 carbon steel / reversible
9.0" (228.6 mm) center dia.
8 x 10.75" bolt pattern
0.67" (17 mm) bolt holes, tapered
Fits some Bobcat machines



Hub Adapter
MSPN 47868
CAI 291074

12 mm thick 1015 carbon steel / reversible
6.0" (152.4 mm) center dia.
8 x 8.0" bolt pattern
0.67" (17 mm) bolt holes, tapered
Use adapter to change offset on 8 x 8.0" standard fitment size




Hub Adapter
MSPN 04630
CAI 336820

12 mm thick 1015 carbon steel / reversible
3.68" (93.5 mm) center dia.
10 x 140 mm bolt pattern
0.63" (16 mm) bolt holes, tapered
Fits some truck mounted forklifts



Hub Adapter
MSPN 47999
CAI 336959

12 mm thick 1015 carbon steel / reversible
Blank for custom applications, including a specific bolt configuration not identified here




MSPN	CAI	Description	Size	Max Load @ ~9 mph	Tread Depth	Undertread	Weight
07013	357108	X TWEEL SSL 2 All Terrain	12N16.5	4,400 lbs.	31/32nds	12/32nds	211.0 lbs
45604	976836	X TWEEL SSL 2 Hard Surface Traction	12N16.5	4,400 lbs.	48/32nds	8/32nds	240.0 lbs
93405	817393	X TWEEL SSL 2 All Terrain	10N16.5	3,700 lbs.	31/32nds	10/32nds	160.0 lbs
69607	883466	X TWEEL SSL 2 Hard Surface Traction	10N16.5	3,700 lbs.	48/32nds	10/32nds	190.0 lbs
76642	709241	X TWEEL SSL All Terrain / 2-Piece Hub*	12N16.5	4,400 lbs	31/32nds	12/32nds	226.0 lbs
56289	170674	X TWEEL SSL Hard Surface Traction / 2-Piece Hub*	12N16.5	4,400 lbs.	48/32nds	8/32nds	255.0 lbs

* Includes improved shear beam and new spoke material introduced with SSL 2, but does not include the SSL 2 interlocking hub.

			STANDARD OE FITMENT					MICHELIN TWEEL SUGGESTION			
Model	Bolt Pattern	Operating Weight	Wheelbase	Tire Size	Width with Bucket	Width	Wheel Offset	Tire Size	TWEEL MSPN	No. of Pieces	Hub Adapter MSPN
BOBCAT											
S70	5-4.50	2795	28.4	8.5x12	36	35.5	4.00 in.	N/A	N/A	N/A	N/A
A770	8-10.75	9623	48.3	12x16.5	74	74.7	3.85 in.	12N16.5	76642 / 56289	2	47462
S450	8-8.00	5027	35.4	10x16.5	62	58.6	4.00 in.	10N16.5	93405	1	N/A
S550	8-8.00	6213	42.6	10x16.5	68	64.7	4.00 in.	10N16.5	93405	1	N/A
S570	8-8.00	6480	42.6	10x16.5	68	64.7	4.00 in.	10N16.5	93405	1	N/A
S590	8-8.00	6593	42.6	10x16.5	68	65.2	4.00 in.	10N16.5	93405	1	N/A
S595	8-8.00	6793	42.6	10x16.5	68	65.2	4.00 in.	10N16.5	93405	1	N/A
S630	8-8.00	7610	45.3	12x16.5	74	72.1	3.70 in.	12N16.5	07013 / 45604	1	N/A
S650	8-8.00	8061	45.3	12x16.5	74	72.1	3.70 in.	12N16.5	07013 / 45604	1	N/A
S740	8-10.75	8794	48.3	12x16.5	74	72.1	3.85 in.	12N16.5	76642 / 56289	2	47462
S770	8-10.75	9314	48.3	12x16.5	74	72.1	3.85 in.	12N16.5	76642 / 56289	2	47462
S850	8-10.75	10237	52.9	14x17.5	80	79	3.46 in.	N/A	N/A	N/A	N/A
CASE (NEW HOLLAND)											
SR130	8-8	5070	37	10 x 16.5	60	59		10N16.5	93405	1	N/A
SR160	8-8	5645	37	10 x 16.5	60	59		10N16.5	93405	1	N/A
SR175	8-8	6270	44.4	10 x 16.5	66	64		10N16.5	93405	1	N/A
SR210	8-8	6970	44.4	12 x 16.5	72	70		12N16.5	07013 / 45604	1	N/A
SR240	8-8	7400	52	12 x 16.5	72	69.6		12N16.5	07013 / 45604	1	N/A
SR270	8-8	8117	52	12 x 16.5	72	69.6		12N16.5	07013 / 45604	1	N/A
SV280	8-8	8090	52	12 x 16.5	72	69.6		12N16.5	07013 / 45604	1	N/A
SV340	8-8	9100	52	14 x 17.5	72	69.6		N/A	N/A	N/A	N/A
SV185	8-8	6570	44.4	10 x 16.5	66	64		10N16.5	93405	1	N/A
CATERPILLAR											
226D	8-8	5705	41.5	10x16.5		58.9		10N16.5	93405	1	N/A
232D	8-8	6213	41.5	10x16.5		58.9		10N16.5	93405	1	N/A
236D	8-8	6559	43.5	10x16.5 or 12x16.5		66		10N16.5 or 12N16.5	93405 / 07013 / 45604	1	N/A
242D	8-8	6980	43.5	10x16.5 or 12x16.5		66		10N16.5 or 12N16.5	93405 / 07013 / 45604	1	N/A
246D	8-8	7424	49.2	12x16.5		66		12N16.5	07013 / 45604	1	N/A
262D	8-8	8011	49.2	12x16.5		66		12N16.5	07013 / 45604	1	N/A
272D2	8-8	8768	54.6	12x16.5 or 14x17.5		72		12N16.5	07013 / 45604	1	N/A
272D2 XHP	8-8	9255	54.6	14x17.5		76		N/A	N/A	N/A	N/A
226D3	8-8	5849	41.5	10x16.5		58.9		10N16.5	93405	1	N/A
232D3	8-8	6514	41.5	10x16.5		58.9		10N16.5	93405	1	N/A
236D3	8-8	6567	43.5	10x16.5 or 12x16.5		66		10N16.5 or 12N16.5	93405 / 07013 / 45604	1	N/A
242D3	8-8	7138	43.5	10x16.5 or 12x16.5		66		10N16.5 or 12N16.5	93405 / 07013 / 45604	1	N/A

			STANDARD OE FITMENT					MICHELIN TWEEL SUGGESTION			
Model	Bolt Pattern	Operating Weight	Wheelbase	Tire Size	Width with Bucket	Width	Wheel Offset	Tire Size	TWEEL MSPN	No. of Pieces	Hub Adapter MSPN
246D3	8-8	7478	49.2	12x16.5		66		12N16.5	07013 / 45604	1	N/A
262D3	8-8	8296	49.2	12x16.5		66		12N16.5	07013 / 45604	1	N/A
272D3	8-8	9133	54.6	12x16.5 or 14x17.5		72		12N16.5	07013 / 45604	1	N/A
272D3 XE	8-8	9573	54.6	14x17.5		76		N/A	N/A	N/A	N/A
JCB											
155	8-8	6515	42	10x16.5-8	66	63		10N16.5	93405	1	N/A
175	8-8	6818	42	10x16.5-8	66	63		10N16.5	93405	1	N/A
210	8-8	6885	42	10x16.5-8	66	63		10N16.5	93405	1	N/A
215	8-8	7253	42	10x16.5-8	66	63		10N16.5	93405	1	N/A
250	8-8	8214	49	12x16.5-10	75	71		12N16.5	07013 / 45604	1	N/A
270	8-8	8680	49	12x16.5-10	75	71		12N16.5	07013 / 45604	1	N/A
300	8-8	9288	49	12x16.5-10	75	71		12N16.5	07013 / 45604	1	N/A
330	8-8	9736	49	14x17.5-12	75	71		N/A	N/A	N/A	N/A
JOHN DEERE											
312GR	8-8	2722	41.5	10x16.5		62.9		10N16.5	93405	1	N/A
314G	8-8	2867	41.5	10x16.5		62.9		10N16.5	93405	1	N/A
316GR	8-8	2894	41.5	10x16.5		62.9		10N16.5	93405	1	N/A
318G	8-8	2940	41.5	10x16.5		62.9		10N16.5	93405	1	N/A
320G	8-8	3246	44.2	12x16.5-12		67		12N16.5	07013 / 45604	1	N/A
324G	8-8	3496	44.2	12x16.5-12		67		12N16.5	07013 / 45604	1	N/A
330G	8-8	4495	49.9	14x17.5-12		78		N/A	N/A	N/A	N/A
332G	8-8	4540	49.9	14x17.5-14		78.4		N/A	N/A	N/A	N/A
KUBOTA											
SSV65	8-8	6790	44.3	10x16.5-8	68.8	66.5		10N16.5	93405	1	N/A
SSV75	8-8	8157	47.6	12x16.5-10	74.8	71.8		12N16.5	07013 / 45604	1	N/A
MUSTANG											
1350R	8-8	5078	37.6	10x16.5	54	52.6		10N16.5	93405	1	N/A
1500R	8-8	5887	38.9	10x16.5	61.5	63.2		10N16.5	93405	1	N/A
1560R	8-8	6122	38.9	10x16.5	61.5	63.2		10N16.5	93405	1	N/A
1900R	8-8	6854	42	10x16.5	66	64.5		10N16.5	93405	1	N/A
2200R	8-8	7960	43	12x16.5	70	69.5		12N16.5	07013 / 45604	1	N/A
2600R	8-8	8180	49.5	12x16.5	70	69.5		12N16.5	07013 / 45604	1	N/A
2700V	8-8	8150	49.5	12x16.5	70	69.5		12N16.5	07013 / 45604	1	N/A
3300V	8-8	9090	49.5	14x17.5	74	72		N/A	N/A	N/A	N/A
4200V	8-8	11665	54.6	14x17.5	84	79.5		N/A	N/A	N/A	N/A

			STANDARD OE FITMENT					MICHELIN TWEEL SUGGESTION			
Model	Bolt Pattern	Operating Weight	Wheelbase	Tire Size	Width with Bucket	Width	Wheel Offset	Tire Size	TWEEL MSPN	No. of Pieces	Hub Adapter MSPN
NEW HOLLAND											
L213	8-8	2300	37	10 x 16.5		60		10N16.5	93405	1	N/A
L216	8-8	2505	37	10 x 16.5		60		10N16.5	93405	1	N/A
L218	8-8	2832	44.4	10 x 16.5		66		10N16.5	93405	1	N/A
L220	8-8	2930	44.4	12 x 16.5		69		12N16.5	07013 / 45604	1	N/A
L221	8-8	3160	44.4	12 x 16.5		69		12N16.5	07013 / 45604	1	N/A
L230	8-8	3765	52	14 x 17.5		76		N/A	N/A	N/A	N/A
VOLVO											
MC135D	8-8	9288	49	12x16.5-10	75	70.9		12N16.5	07013 / 45604	1	N/A
MC110D	8-8	8214	49	12x16.5-10	75	70.9		12N16.5	07013 / 45604	1	N/A
MC115D	8-8	8680	49	12x16.5-10	75	70.9		12N16.5	07013 / 45604	1	N/A
MC70C	8-8	6603	42	10x16.5-8	66	60		10N16.5	93405	1	N/A
MC85C	8-8	6819	42	10x16.5-8	66	60		10N16.5	93405	1	N/A
MC100C	8-8	6885	42	10x16.5-8	66	60		10N16.5	93405	1	N/A
MC105C	8-8	7253	42	10x16.5-8	66	60		10N16.5	93405	1	N/A
WACKER NEUSON											
SW16	8-8	6170	43.5	10 x 16.5	65.9			10N16.5	93405	1	N/A
SW20	8-8	6437	43.5	10 x 16.5	65.9			10N16.5	93405	1	N/A
SW17	8-8	6245	43.5	10 x 16.5	65.9			10N16.5	93405	1	N/A
SW21	8-8	6512	43.5	10 x 16.5	65.9			10N16.5	93405	1	N/A
SW24	8-8	7840	49.9	12 x 16.5	71.9			12N16.5	07013 / 45604	1	N/A
SW24	8-8	7865	45.8	12 x 16.5	72			12N16.5	07013 / 45604	1	N/A
SW28	8-8	8175	49.9	12 x 16.5	71.9			12N16.5	07013 / 45604	1	N/A
SW28	8-8	8253	45.8	12 x 16.5	72			12N16.5	07013 / 45604	1	N/A



MICHELIN