

KLEBER Cropker Sizes

230/95 R32
128D/131A8

230/95 R40
132D/135A8

300/95 R46
148D/151A8

270/95 R32
136D/139A8

270/95 R42
141D/144A8

230/95 R48
136D/139A8

230/95 R36
130D/133A8

300/95 R42
147D/150A8

270/95 R46
144D/147A8

270/95 R36
139D/142A8

230/95 R44
134D/137A8

300/95 R52
151D/154A8

270/95 R38
140D/143A8

270/95 R44
142D/145A8

270/95 R54
146D/149A8



KLEBER Super 3 Sizes

210/95 R32
114A8

210/95 R40
122A8

KLEBER ADVICE

MACHINE N° 1

FRONT : PRESSURE :(bars)

REAR : PRESSURE :(bars)

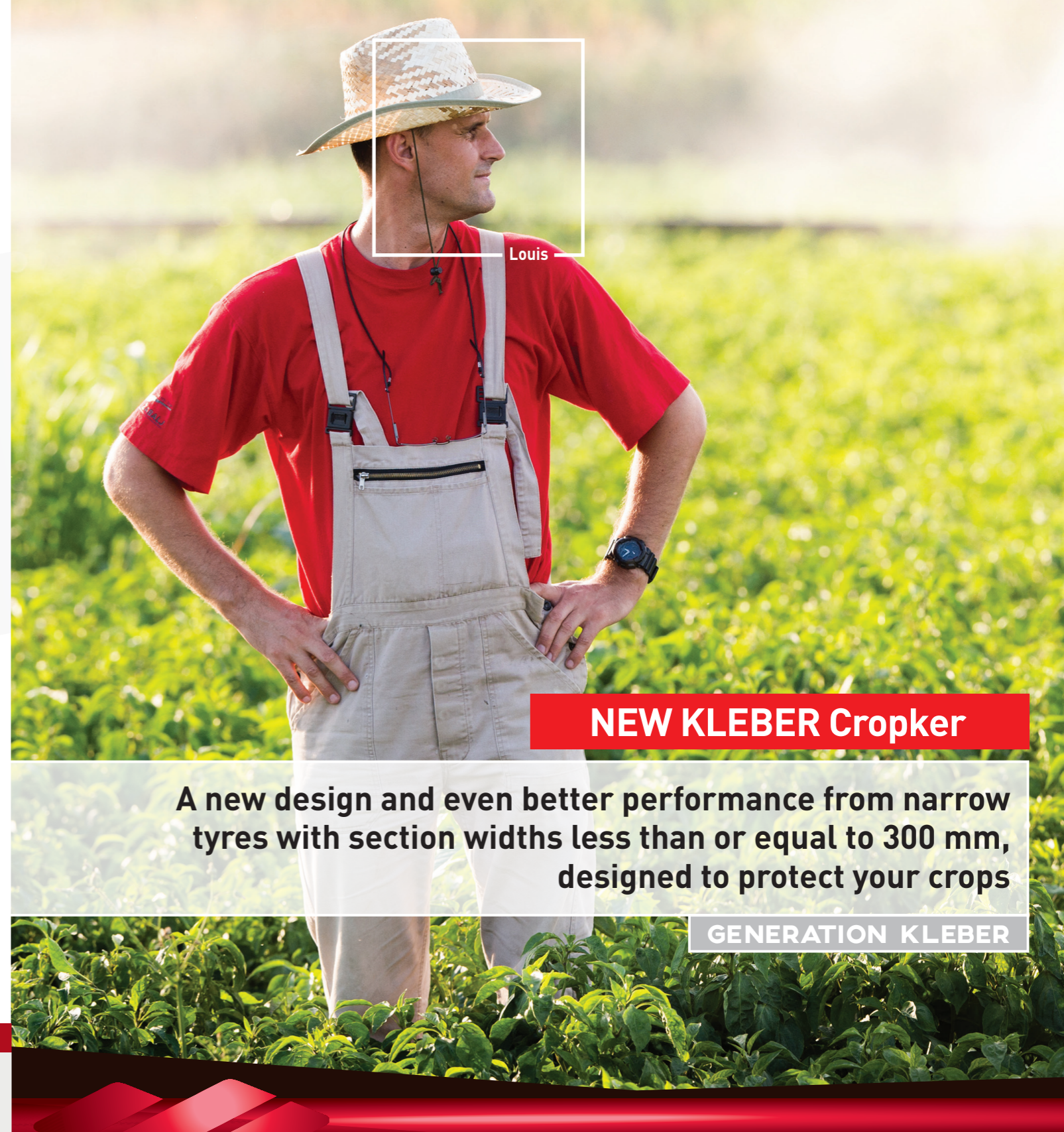
MACHINE N° 2

FRONT : PRESSURE :(bars)

REAR : PRESSURE :(bars)



Peace of mind, every time



NEW KLEBER Cropker

A new design and even better performance from narrow tyres with section widths less than or equal to 300 mm, designed to protect your crops


GENERATION KLEBER

For the equipment of small and medium capacity self-propelled and trailed spray machine and tractors with carried sprayers



Peace of mind, every time





✓ Productivity

Optimised traction thanks to the tread pattern and architecture




- **Better traction in soft and damp soils:**
 - better grip on soft soils and more traction with longer inter-lug spacing.

- **More traction:**
 - flat profile and massive shoulders for an optimised contact patch,
 - the KLEBER CROPKER tyre's architecture makes use of the whole width of the tread and helps to spread the pressure in the contact patch.



Discontinuous lugs to optimise traction and self-cleaning.

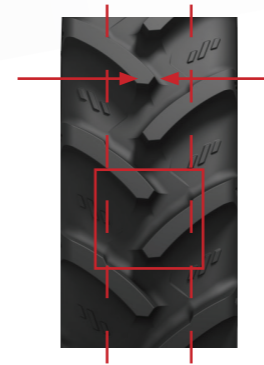
Better self-cleaning with this new generation of tread pattern



- **Easier mud removal:**
 - with a new lug and inter-lug design that limits the quantity of mud picked up and helps eject it,
 - brand signature (KLEBER logo).

- **Better self-cleaning:**
 - discontinuous lugs to improve self-cleaning when leaving the field,
 - a special lug shape that picks up and retains less soil.

✓ Robustness and longevity



- **Greater longevity on road**
 - new, more closed central track to reinforce and rigidify the lug nose.



- **Longer service life**
 - lugs attached to the tread in a "pyramid" pattern
 - a rigid, central tread block: more precision, better steering particularly for high powered tractors.

Casing more durable than KLEBER Super 3

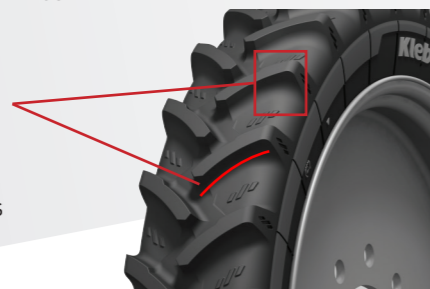
- **Recognised casing durability**
 - thanks to KLEBER's expertise in designing robust and reliable tyres.
- **Improved durability at "high speeds"**
 - tests conducted at 65 kph: KLEBER CROPKER to compared to KLEBER Super 3.
- **Peace of Mind**
 - KLEBER's tried and tested expertise in the narrow tyres.



✓ High quality crop protection

Improved plant protection

- **Less damage to crops:**
 - when the tyre moves along the tramlines between the rows of crops.
- **Plant protection:**
 - thanks to a lug shape that reduces the "spoon effect" and the optimised design of the shoulders that "pushes aside" the plants.



✓ Even more load capacity with the FRT (Free Rolling Tyres)

Capacity for tyres set on dragged machines (non-powered axles) to carry more load.

Example for the size 270/95R48 :

	Load capacity (kgs)	Benefits
at 65km/h	2240	
FRT 50 km/h	2440	+ 9%
FRT 40 km/h	2690	+ 20%

Kleber Cropker D Speed Index Tyre
 the capacity at 65km/h = 2240 kg
 With FRT:
 the capacity at 50 km/h = 2240 + 9% = 2440 kg
 the capacity at 40 km/h = 2240 + 20% = 2690 kg