



RACECARD

2018 CBMM NIOBIUM ROME EPRIX



**SATURDAY
APRIL 14
2018**

**2017 / 2018
ABB FIA FORMULA E
CHAMPIONSHIP
RACE 7**

**ROME
ITALY**



**THE 2018
ROME
E-PRIX**

40th Formula E race

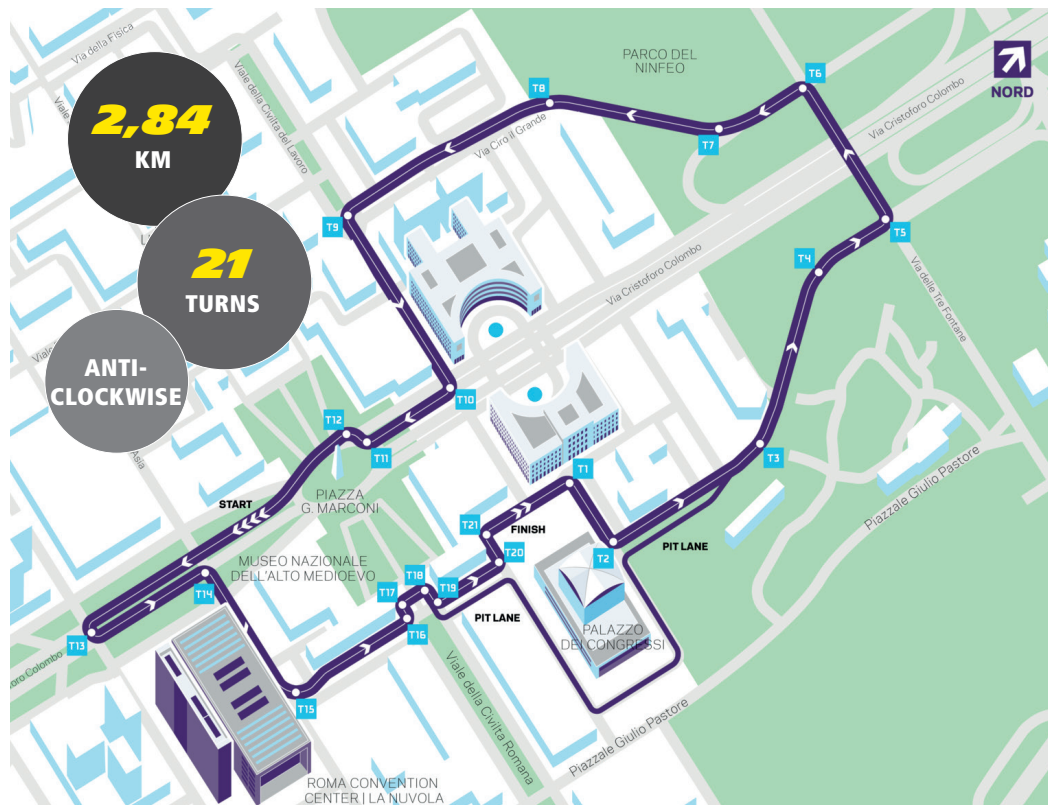
First European round of
the 2017/2018 Formula E
Championship

1st running

1 race (33 laps)



THE CIRCUIT CIRCUITO CITTADINO DELL'EUR



FORMULA E NEWS

- » Edoardo Mortara will not be able to contest the Berlin E-Prix due to a date clash with the DTM
- » The DS E-TENSE FE 19 turned a wheel for the first time at DS's private facility in Satory, near Paris, on March 23.

- » The Circuito Cittadino dell'EUR is situated in southern Rome's EUR district
- » Start/finish: Via Cristoforo Colombo
- » Passes the Obelisco di Marconi and Colosseo Quadrato
- » The second longest track visited by Formula E's Season 4
- » Visits part of the track earmarked for the Rome F1 Grand Prix project in 2012

TIMETABLE

SATURDAY, APRIL 14

8:00am	45 min.	Free Practice 1
10:30am	30 min.	Free Practice 2
12:00noon		Qualifying
12:45pm		SuperPole
3:00pm		Drivers' parade
4:00pm	33 laps	Race
5:00pm		Podium ceremony



MICHELIN AND THE 2018 ROME E-PRIX

- » Tyre: MICHELIN Pilot Sport EV2 (front: 245/40x18 / rear: 305/40x18)
- » Tyre allocation: 5 front and 5 rear tyres per driver
- » Michelin also provides tyres for the RoboRace cars

THE 2018 ROME E-PRIX

- » A Formula E car was presented in front of Rome's Colosseum and Circus Maximus on December 1, 2012.
- » In Ancient Rome, Circus Maximus had a capacity of 250,000 spectators for chariot races.
- » From 1925 until 1956, the streets of the Italian capital hosted the Rome Grand Prix.
- » From 1927 until 1957, the legendary Mille Miglia ran from Brescia to Rome and back.
- » For several years, Rome has been equipped with a fleet of electric taxis and minibuses, while electric bicycles are available for public hire.
- » There are 1,000 Bluecar carsharing electric cars in Rome, along with 2,000 battery-charging stations
- » Ferrari has announced its intention to develop an electric supercar

ROME TRIVIA

- » Rome is said to have been founded by Romulus in 753 BC and is built on seven hills near the mouth of the Tiber River.
- » Rome is known as the Eternal City
- » Rome's most famous ancient monuments include the Sistine Chapel, Saint Peter's Basilica, Trevi Fountain and the Colosseum.
- » Rome is the only capital to have a sovereign state within its boundaries, namely the Vatican City State.
- » The city was partly destroyed by the Great Fire of Rome which started on July 18, 64 AD, and lasted six days and seven nights.



"THE TRACK IN ROME IS NOT DISSIMILAR TO THAT OF THE PARIS E-PRIX"

SERGE GRISIN

Formula E Championship Programme Manager, Michelin Motorsport

"Because of its profile and 90-degree turns, the track in Rome is not dissimilar to that of the Paris E-Prix, but there are also some faster corners. The surface features several different types of relatively aging, crazed asphalt. Grip levels are likely to be low to very low, and the average speed is expected to be close to that seen in Paris."

MICHELIN AND THE 2018 ROME E-PRIX

TECHNICAL DATA

PILOT SPORT EV2
FRONT: 245/40X18 &
REAR: 305/40X18

Developed specifically for the FIA Formula E Championship
The first 18-inch single-seater racing tyre

The first single-seater racing tyre capable of competing in dry and wet conditions

The first tyre capable of lasting an entire race meeting



Size (front/rear)	24/64-18 / 27/68-18
Width (front/rear)	245mm / 305mm
Tread width (front/rear)	240mm / 270mm
Side wall height (front/rear)	98mm / 122mm (i.e. 40 percent of tread width)
Rim diameter	18 inches
Weight (front/rear)	8.8kg / 10.9kg
Type of tread pattern	Asymmetric, non-directional
Usage	Circuits, street circuits, asphalt, concrete, wet or dry weather
Number of tyres taken to each race	200 (160 new tyres + 40 from the previous race)
Weight saving (compared with the MICHELIN Pilot Sport EV)	1.1kg front 1.4kg rear
Weight saving per set of four tyres	5kg (11 percent)
Rolling resistance	Lowered by 16 percent (equivalent to more than 2km, or one lap)



2018 ROME E-PRIX

ENTRY LIST

AUDI SPORT ABT SCHAEFFLER



LUCAS di Grassi (BRA)

Wins: 6
Podium: 22
Pole position: 3



Daniel Abt (DEU)

Wins: 1
Podium: 5
Pole position: 1

MS + ANDRETTI FORMULA E



Antonio Felix Da Costa (PRT)

Wins: 1
Podium: 1
Pole position: 0



Kamui Kobayashi (JPN)

Wins: 0
Podium: 0
Pole position: 0

DS VIRGIN RACING



Sam Bird (GBR)

Wins: 6
Podium: 12
Pole position: 4



Alex Lynn (GBR)


Wins: 0
Podium: 0
Pole position: 1

DRAGON



Jérôme d'Ambrosio (BEL)

Wins: 2
Podium: 6
Pole position: 2



José María López (ARG)

Wins: 0
Podium: 2
Pole position: 0

PANASONIC JAGUAR RACING



Nelson Piquet Jr (BRA)


Wins: 2
Podium: 5
Pole position: 1



Mitch Evans (NZL)

Wins: 0
Podium: 1
Pole position: 0

MAHINDRA RACING



Nick Heidfeld (DEU)

Wins: 0
Podium: 8
Pole position: 0



Felix Rosenqvist (SWE)


Wins: 3
Podium: 7
Pole position: 5

NIO FORMULA E TEAM



Oliver Turvey (GBR)


Wins: 0
Podium: 1
Pole position: 1



Luca Filippi (ITA)


Wins: 0
Podium: 0
Pole position: 0

RENAULT E.DAMS



Nicolas Prost (FRA)

Wins: 3
Podium: 5
Pole position: 3



Sébastien Buemi (CHE)

Wins: 12
Podium: 20
Pole position: 9

TECHEETAH



Jean-Eric Vergne (FRA)

Wins: 3
Podium: 11
Pole position: 7



André Lotterer (DEU)


Wins: 0
Podium: 1
Pole position: 0

VENTURI FORMULA E



Maro Engel (DEU)

Wins: 0
Podium: 1
Pole position: 0



Edoardo Mortara (CHE)

Wins: 0
Podium: 1
Pole position: 0



FIA FORMULA E

DRIVERS STANDING

															TOT.
		HK	HK	MA	CL	MX	UR	IT	FR	DE	DE	CH	US	US	
1	VERGNE J. (FRA) TECHEETAH SPARK-RENAULT - RENAULT Z.E 16		21	12	10	28	10	28							109
2	ROSENQVIST F. (SWE) MAHINDRA RACING SPARK-MAHINDRA - MAHINDRA M3ELECTRO		0	29	25	12	3	10							79
3	BIRD S. (GBR) DS VIRGIN RACING SPARK-CITROËN - VIRGIN DSV-02		25	10	15	11	0	15							76
4	BUEMI S. (CHE) RENAULT E.DAMS SPARK-RENAULT - RENAULT Z.E 16		0	1	21	15	15	0							52
5	PIQUET JR. N. (BRA) PANASONIC JAGUAR RACING		12	0	13	8	12	0							45
6	EVANS M. (NZL) PANASONIC JAGUAR RACING SPARK-JAGUAR - JAGUAR I-TYPE 1		0	15	0	6	8	12							41
7	ABT D. (DEU) ABT SCHAEFFLER AUDI SPORT SPARK-ABT SPORTSLINE - ABT SCHAEFFLER FE02		11	0	1	0	25	0							37
8	TURVEY O. (GBR) NEXTEV NIO SPARK-NEXTEV - NEXTEV TCR FORMULAE 002		0	8	0	0	18	6							32
9	MORTARA E. (CHE) VENTURI FORMULA E SPARK-VENTURI - VENTURI VM200-FE-02		6	18	0	0	4	0							28
10	DI GRASSI L. (BRA) ABT SCHAEFFLER AUDI SPORT SPARK-ABT SPORTSLINE - ABT SCHAEFFLER FE02		-	-	0	0	3	18							21
11	HEIDFELD N. (DEU) MAHINDRA RACING SPARK-MAHINDRA - MAHINDRA M3ELECTRO		15	0	6	0	0	0							21
12	LOTTERER A. (DEU) TECHEETAH SPARK-RENAULT - RENAULT Z.E 16		-	-	0	18	0	0							18
13	LYNN A. (GBR) DS VIRGIN RACING SPARK-CITROËN - VIRGIN DSV-02		4	2	2	0	1	8							17
14	FELIX DA COSTA A. (PRT) MS AMLIN ANDRETTI SPARK-ANDRETTI - ATEC-02		8	0	0	2	6	0							16
15	J. LOPEZ (ARG) DRAGON RACING SPARK-PENSKE - PENSKE 701-EV		-	-	8	0	0	5							13
16	ENGEL M. (DEU) VENTURI FORMULA E SPARK-VENTURI - VENTURI VM200-FE-02		0	6	0	0	0	1							7
17	PROST N. (FRA) RENAULT E.DAMS SPARK-RENAULT - RENAULT Z.E 16		2	4	0	1	0	0							7
18	D'AMBROSIO J. (BEL) DRAGON RACING SPARK-PENSKE - PENSKE 701-EV		0	0	0	4	0	2							6
19	T. BLOMQUIST MS&AD ANDRETTI FORMULA E		-	-	4	0	0	0							4
20	FILIPPI I. (ITA) NEXTEV NIO SPARK-NEXTEV - NEXTEV TCR FORMULAE 002		1	0	0	0	0	0							1
21	KOBAYASHI K. (JPN) MS AMLIN ANDRETTI SPARK-ANDRETTI - ATEC-02		0	0	-	-	-	-							0
22	JANI N. (CHE) DRAGON RACING SPARK-PENSKE - PENSKE 701-EV		0	0	-	-	-	-							0

FIA FORMULA E

TEAMS STANDING

															TOT.
		HK	HK	MA	CL	MX	UR	IT	FR	DE	DE	CH	US	US	
1	TECHEETAH		21	12	10	46	10	28	-	-	-	-	-	-	127
2	MAHINDRA RACING		15	29	31	12	3	10	-	-	-	-	-	-	100
3	DS VIRGIN RACING		29	12	17	11	1	23	-	-	-	-	-	-	93
4	PANASONIC JAGUAR RACING		12	15	13	14	20	12	-	-	-	-	-	-	86
5	RENAULT E.DAMS		2	5	21	16	15	0	-	-	-	-	-	-	59
6	AUDI SPORT ABT SCHAEFFLER		11	0	1	0	28	18	-	-	-	-	-	-	58
7	VENTURI FORMULA E TEAM		6	24	0	0	4	1	-	-	-	-	-	-	35
8	NIO FORMULA E TEAM		1	8	0	0	18	6	-	-	-	-	-	-	33
9	MS&AD ANDRETTI FORMULA E		8	0	4	2	6	0	-	-	-	-	-	-	20
10	DRAGON RACING		0	0	8	4	0	7	-	-	-	-	-	-	19

2017/2018 FIA FORMULA E CHAMPIONSHIP REGULATIONS

CAR

- » Spark-Renault STR-01E single-seater / chassis: Dallara / batteries: Williams Engineering.
- » Maximum length x width x height: 5m x 1.8m x 1.25m / Minimum weight: 880kg.
- » Power unit: open / Maximum power (free practice and qualifying): 200kW (270hp) / Maximum power (race): 180kW (245hp). Maximum energy regeneration: 28kW/h / Motor allocation: two per season per driver.

TYRES

- » Just one type of tyre (same pattern and construction) is authorised.
- » Allocation: five new fronts and five new rears per race.

- » An additional allocation of one set of so-called Typhoon tyres per car per season for transport purposes. These tyres may be used in races in the case of very wet conditions.
- » Minimum tyre pressure: 1.6 bar (measured after the race). Tyres may only be inflated with air.
- » Tyre warmers are prohibited.

RACE DAY FORMAT

- » **Shakedown:** may be organised the day before the race (power capped at 110kW).
- » **Free practice:** two sessions (45 minutes, then 30 minutes) on race day (maximum power: 200kW).
- » **Qualifying:** the drivers are divided into five groups by a draw. Each driver has a six-minute slot to complete a flying lap (maximum power: 200kW). The five fastest drivers go on to take part in the SuperPole session.

nute slot to complete a flying lap (maximum power: 200kW). The five fastest drivers go on to take part in the SuperPole session.

- » **SuperPole:** the five fastest drivers from qualifying complete one flying lap each (in reverse order to qualifying results).
- » **Race:** Standing start / Duration: approximately 50 minutes / Maximum power: 180kW (plus temporary 100kJ boosts for the three 'FanBoost' drivers)
- » **Pit stops:** one pit stop mandatory to swap cars.
- » **FanBoost:** a temporary power boost (100kJ) for three drivers (for their second car) chosen after a vote by fans that closes six minutes after the start.

POINTS-SCORING SYSTEM

RACE

- 1st: 25 points
- 2nd: 18 points
- 3rd: 15 points
- 4th: 12 points
- 5th: 10 points
- 6th: 8 points
- 7th: 6 points
- 8th: 4 points
- 9th: 2 points
- 10th: 1 point

- POLE POSITION 3 points
- FASTEST RACE LAP 1 point (if a top-10 finisher)

