

RACECARD

2018 NEW YORK CITY E-PRIX



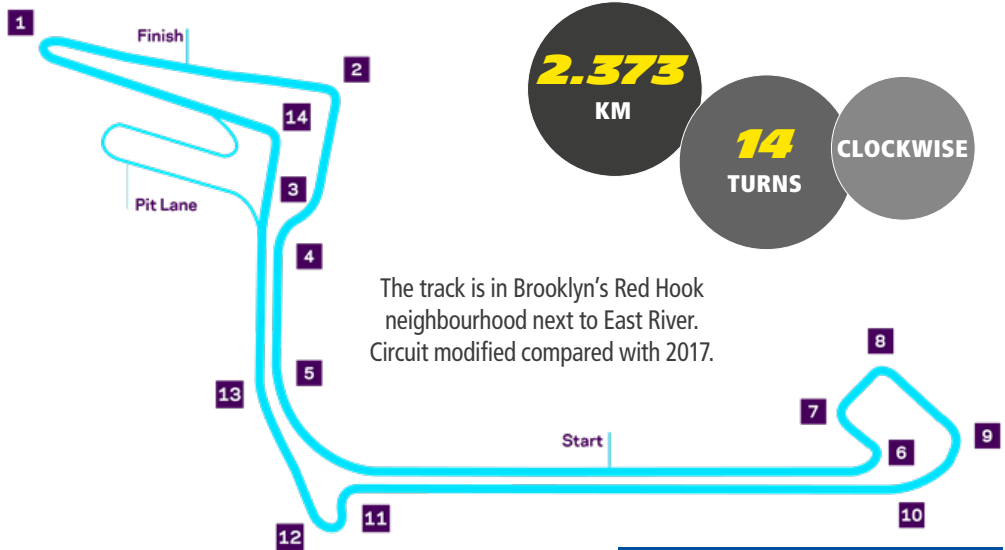
**SATURDAY,
JULY 14-15
2018**

**2017-2018
QATAR AIRWAYS NEW
YORK CITY E-PRIX
ROUNDS 11 AND 12:
2017/2018 ABB
FIA FORMULA E
CHAMPIONSHIP**

**NEW YORK CITY
USA**



THE CIRCUIT BROOKLYN CIRCUIT



THE 2017 NEW YORK CITY E-PRIX

WINNER

Sam Bird (DS Virgin Racing/Michelin)

POLE POSITIONS

Alex Lynn (1min03s296)
and Sam Bird (1min02s295)

FASTEST RACE LAPS

Maro Engel (1min03s883)
and Daniel Abt (1min03s898)



THE 2018 NEW YORK CITY E-PRIX

2nd running

Two races: 45 and 43 laps

Last meeting of Formula E's Season 4

Last meeting with the current-generation electric race cars



**WATCH THE NEW YORK
E-PRIX'S PREVIEW BY
NELSON PIQUET JR**

TIMETABLE

FRIDAY, JULY 13

5:00pm 30 min. Shakedown

SATURDAY JULY 14

7:30am 45 min. Free Practice 1

10:00am 30 min. Free Practice 2

11:30am Qualifying

12:15pm SuperPole

2:30pm Drivers' Parade

3:34pm Race 1 - 45 laps

4:35pm Podium ceremony

SUNDAY JULY 15

8:30am 45 min. Free Practice 3

11:00am Qualifying

11:45am SuperPole

2:00pm Drivers' Parade

3:04pm Race 2 - 43 laps

4:05pm Podium ceremony

CIRCUIT TIME (GMT-4) - INFORMATION SUBJECT TO CHANGE



MICHELIN AND THE 2018 NEW YORK CITY E-PRIX

- » Michelin tyres: MICHELIN Pilot Sport EV2 (Front: 245/40x18 / Rear: 305/40x18)
- » Allocation: five front tyres and five rear tyres per race

THE 2018 NEW YORK CITY E-PRIX

- » The first New York taxi company Electric Carriage introduced a fleet of 12 electric vehicles in 1897
- » April's New York International Auto Show saw the presentation of several electric and hybrid models
- » By the end of 2018, 3,000 charging stations will be in operation in New York State
- » New York recently announced a USD250 million scheme (Evolve NY) to expand electric vehicle infrastructure
- » In 2017, the American brand Tesla sold 101,312 electric vehicles
- » The 2018 Pikes Peak International Hill Climb, the USA's third-oldest motorsport event, was won by an electric Volkswagen/Michelin prototype

NEW YORK CITY AND BROOKLYN

- » Michelin publishes numerous guides that cover the Big Apple, like the Green Weekend Guide to New York, the New York Green Guide and the New York City Red Guide, the 2018 edition of which lists 72 Michelin-starred restaurants.
- » New York City is the USA's most populated city (8.5 million in 2016)
- » In 1664, the city was named New York in honour of James, the then Duke of York and brother of King Charles II
- » Times Square, Central Park, Broadway and Fifth Avenue were some of the spots admired by NYC's 62.8 million visitors in 2017
- » Brooklyn is one of New York City's five boroughs, along with Manhattan, Queens, Bronx and Staten Island
- » Brooklyn is NYC's most populated borough (2.6 million)
- » The circuit is in Red Hook, one of Brooklyn's oldest neighbourhoods where the Dutch settled in the 17th Century
- » Al Capone was a frequent visitor to Red Hook



"THE BROOKLYN TRACK HAS BEEN MODIFIED COMPARED WITH 2017"

SERGE GRISIN

Formula E Championship Programme Manager, Michelin Motorsport

"The Brooklyn track has been modified compared with 2017, although the new section features a series of slow corners, too. Only Turn 10 is faster. New York is consequently still one of the slowest and narrowest venues of the season. The circuit isn't all that hard-wearing for tyres but it is likely to showcase the longitudinal grip delivered by the Michelin Pilot Sport EV2 when exiting slow-speed corners. Last year, there was rain for the shakedown session and we were pleased with how our tyre performed in the wet."

MICHELIN AND THE 2018 NEW YORK CITY E-PRIX

TECHNICAL DATA

PILOT SPORT EV2
FRONT: 245/40X18 &
REAR: 305/40X18

Developed specifically for the FIA Formula E Championship
The first 18-inch single-seater racing tyre

The first single-seater racing tyre capable of competing in dry and wet conditions

The first tyre capable of lasting an entire race meeting



Size (front/rear)	24/64-18 / 27/68-18
Width (front/rear)	245mm / 305mm
Tread width (front/rear)	240mm / 270mm
Side wall height (front/rear)	98mm / 122mm (i.e. 40 percent of tread width)
Rim diameter	18 inches
Weight (front/rear)	8.8kg / 10.9kg
Type of tread pattern	Asymmetric, non-directional
Usage	Circuits, street circuits, asphalt, concrete, wet or dry weather
Number of tyres taken to each race	200 (160 new tyres + 40 from the previous race)
Weight saving (compared with the MICHELIN Pilot Sport EV)	1.1kg front 1.4kg rear
Weight saving per set of four tyres	5kg (11 percent)
Rolling resistance	Lowered by 16 percent (equivalent to more than 2km, or one lap)




2018 NEW YORK CITY E-PRIX ENTRY LIST

AUDI SPORT ABT SCHAEFFLER



LUCAS di Grassi (BRA)

Wins: 7
Podium: 26
Pole position: 3



Daniel Abt (DEU)

Wins: 2
Podium: 6
Pole position: 2

MS + ANDRETTI FORMULA E



Antonio Felix Da Costa (PRT)

Wins: 1
Podium: 1
Pole position: 0



Stéphane Sarrazin (FRA)


Wins: 0
Podium: 3
Pole position: 1

DS VIRGIN RACING



Sam Bird (GBR)


Wins: 7
Podium: 15
Pole position: 4



Alex Lynn (GBR)


Wins: 0
Podium: 0
Pole position: 1

DRAGON RACING



Jérôme d'Ambrosio (BEL)


Wins: 2
Podium: 7
Pole position: 2



José María López (ARG)

Wins: 0
Podium: 2
Pole position: 0

PANASONIC JAGUAR RACING



Nelson Piquet Jr (BRA)


Wins: 2
Podium: 5
Pole position: 1



Mitch Evans (NZL)

Wins: 0
Podium: 1
Pole position: 1

MAHINDRA RACING



Nick Heidfeld (DEU)

Wins: 0
Podium: 8
Pole position: 0



Felix Rosenqvist (SWE)


Wins: 3
Podium: 7
Pole position: 6

NIO FORMULA E TEAM



Oliver Turvey (GBR)


Wins: 0
Podium: 1
Pole position: 1



Luca Filippi (ITA)


Wins: 0
Podium: 0
Pole position: 0

RENAULT E.DAMS



Nicolas Prost (FRA)

Wins: 3
Podium: 5
Pole position: 3



Sébastien Buemi (CHE)

Wins: 12
Podium: 20
Pole position: 9

TECHEETAH



Jean-Eric Vergne (FRA)


Wins: 4
Podium: 13
Pole position: 8



André Lotterer (DEU)

Wins: 0
Podium: 2
Pole position: 0

VENTURI FORMULA E



Maro Engel (DEU)

Wins: 0
Podium: 1
Pole position: 0



Tom Dillman (CHE)

Wins: 0
Podium: 0
Pole position: 0



FIA FORMULA E

DRIVERS STANDING

														TOT.
		HK	HK	MA	CL	MX	UR	IT	FR	DE	CH	US	US	
1	VERGNE J. (FRA) TECHEETAH SPARK-RENAULT - RENAULT Z.E 16		21	12	10	28	10	28	10	28	15	1		163
2	BIRD S. (GBR) DS VIRGIN RACING SPARK-CITROËN - VIRGIN DSV-02		25	10	15	11	0	15	25	15	6	18		140
3	DI GRASSI L. (BRA) ABT SCHAEFFLER AUDI SPORT SPARK-ABT SPORTSLINE - ABT SCHAEFFLER FE02		-	-	0	0	3	18	18	19	18	25		101
4	BUEMI S. (CHE) RENAULT E.DAMS SPARK-RENAULT - RENAULT Z.E 16		0	1	21	15	15	0	8	10	12	10		92
5	ROSENOVIST F. (SWE) MAHINDRA RACING SPARK-MAHINDRA - MAHINDRA M3ELECTRO		0	29	25	12	3	10	3	4	0	0		86
6	ABT D. (DEU) ABT SCHAEFFLER AUDI SPORT SPARK-ABT SPORTSLINE - ABT SCHAEFFLER FE02		11	0	1	0	25	0	13	6	29	0		85
7	EVANS M. (NZL) PANASONIC JAGUAR RACING SPARK-JAGUAR - JAGUAR I-TYPE 1		0	15	0	6	8	12	2	0	8	9		60
8	LOTTERER A. (DEU) TECHEETAH SPARK-RENAULT - RENAULT Z.E 16		-	-	0	18	0	0	15	8	2	13		56
9	TURVEY O. (GBR) NEXTEV NIO SPARK-NEXTEV - NEXTEV TCR FORMULAE 002		0	8	0	0	18	6	0	2	10	2		46
10	PIQUET JR. N. (BRA) PANASONIC JAGUAR RACING SPARK-JAGUAR - JAGUAR I-TYPE 1		12	0	13	8	12	0	0	0	0	0		45
11	HEIDFELD N. (DEU) MAHINDRA RACING SPARK-MAHINDRA - MAHINDRA M3ELECTRO		15	0	6	0	0	0	0	0	1	8		30
12	MORTARA E. (CHE) VENTURI FORMULA E SPARK-VENTURI - VENTURI VM200-FE-02		6	18	0	0	4	0	1	0	-	0		29
13	D'AMBROSIO J. (BEL) DRAGON RACING SPARK-PENSKO - PENSKO 701-EV		0	0	0	4	0	2	6	0	0	15		27
14	ENGEL M. (DEU) VENTURI FORMULA E SPARK-VENTURI - VENTURI VM200-FE-02		0	6	0	0	0	1	4	12	4	0		27
15	DA COSTA A. (PRT) MS AMLIN ANDRETTI SPARK-ANDRETTI - ATEC-02		8	0	0	2	6	0	0	0	0	4		20
16	LYNN A. (GBR) DS VIRGIN RACING SPARK-CITROËN - VIRGIN DSV-02		4	2	2	0	1	8	0	0	0	0		17
17	J. LOPEZ (ARG) DRAGON RACING SPARK-PENSKO - PENSKO 701-EV		-	-	8	0	0	5	0	1	0	0		14
18	PROST N. (FRA) RENAULT E.DAMS SPARK-RENAULT - RENAULT Z.E 16		2	4	0	1	0	0	0	0	0	0		7
19	T. BLOMQUIST (GBR) MS&AD ANDRETTI FORMULA E		-	-	4	0	0	0	0	0	-	-		4
20	FILIPPI I. (ITA) NEXTEV NIO SPARK-NEXTEV - NEXTEV TCR FORMULAE 002		1	0	0	0	0	0	0	-	0	0		1
21	T. DILLMANN (FRA) VENTURI FORMULA E TEAM		-	-	-	-	-	-	-	0	-	-		0
22	S. SARRAZIN (FRA) MS&AD ANDRETTI FORMULA E		-	-	-	-	-	-	-	0	0	-		0
23	KOBAYASHI K. (JPN) MS AMLIN ANDRETTI SPARK-ANDRETTI - ATEC-02		0	0	-	-	-	-	-	-	-	-		0
24	Q. MA (CHI) NIO FORMULA E TEAM		-	-	-	-	-	-	0	-	-	-		0
25	N. JANI (SUI) DRAGON RACING		0	0	-	-	-	-	-	-	-	-		0

FIA FORMULA E

TEAMS STANDING

TEAM	HK	HK	MA	CL	MX	UR	IT	FR	DE	CH	US	US	TOT.
1 TECHEETAH	21	12	10	46	10	28	25	36	17	14	-	-	219
2 AUDI SPORT ABT SCHAEFFLER	11	0	1	0	28	18	31	25	47	25	-	-	186
3 DS VIRGIN RACING	29	12	17	11	1	23	25	15	6	18	-	-	157
4 MAHINDRA RACING	15	29	31	12	3	10	3	4	1	8	-	-	116
5 PANASONIC JAGUAR RACING	12	15	13	14	20	12	2	0	8	9	-	-	105
6 RENAULT E.DAMS	2	5	21	16	15	0	8	10	12	10	-	-	99
7 VENTURI FORMULA E TEAM	6	24	0	0	4	1	5	12	4	0	-	-	56
8 NIO FORMULA E TEAM	1	8	0	0	18	6	0	2	10	2	-	-	47
9 DRAGON RACING	0	0	8	4	0	7	6	1	0	15	-	-	41
10 MS&AD ANDRETTI FORMULA E	8	0	4	2	6	0	0	0	0	4	-	-	24

2017/2018 FIA FORMULA E CHAMPIONSHIP REGULATIONS

CAR

- » Spark-Renault STR-01E single-seater / chassis: Dallara / batteries: Williams Engineering.
- » Maximum length x width x height: 5m x 1.8m x 1.25m / Minimum weight: 880kg.
- » Power unit: open / Maximum power (free practice and qualifying): 200kW (270hp) / Maximum power (race): 180kW (245hp). Maximum energy regeneration: 28kW/h / Motor allocation: two per season per driver.

TYRES

- » Just one type of tyre (same pattern and construction) is authorised.
- » Allocation: five new fronts and five new rears per race.

- » An additional allocation of one set of so-called Typhoon tyres per car per season for transport purposes. These tyres may be used in races in the case of very wet conditions.
- » Minimum tyre pressure: 1.6 bar (measured after the race). Tyres may only be inflated with air.
- » Tyre warmers are prohibited.

RACE DAY FORMAT

- » **Shakedown:** may be organised the day before the race (power capped at 110kW).
- » **Free practice:** two sessions (45 minutes, then 30 minutes) on race day (maximum power: 200kW).
- » **Qualifying:** the drivers are divided into five groups by a draw. Each driver has a six-minute slot to complete a flying lap (maximum power: 200kW). The five fastest drivers go on to take part in the SuperPole session.

nute slot to complete a flying lap (maximum power: 200kW). The five fastest drivers go on to take part in the SuperPole session.

- » **SuperPole:** the five fastest drivers from qualifying complete one flying lap each (in reverse order to qualifying results).
- » **Race:** Standing start / Duration: approximately 50 minutes / Maximum power: 180kW (plus temporary 100kJ boosts for the three 'FanBoost' drivers)
- » **Pit stops:** one pit stop mandatory to swap cars.
- » **FanBoost:** a temporary power boost (100kJ) for three drivers (for their second car) chosen after a vote by fans that closes six minutes after the start.

POINTS-SCORING SYSTEM

RACE

- 1st: 25 points
- 2nd: 18 points
- 3rd: 15 points
- 4th: 12 points
- 5th: 10 points
- 6th: 8 points
- 7th: 6 points
- 8th: 4 points
- 9th: 2 points
- 10th: 1 point

POLE POSITION 3 points
FASTEST RACE LAP 1 point
 (if a top-10 finisher)

